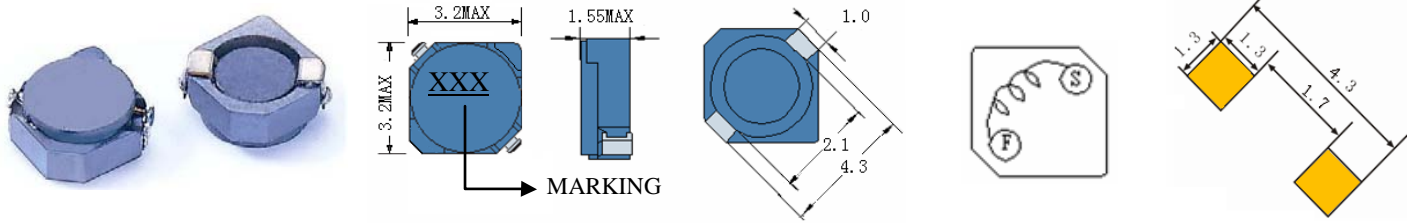


SCRH2D14

SMD POWER INDUCTORS



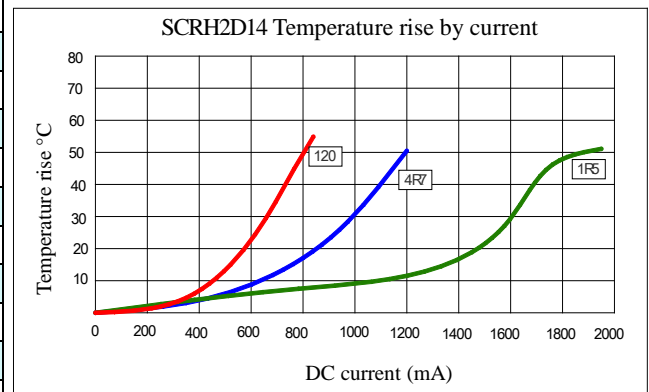
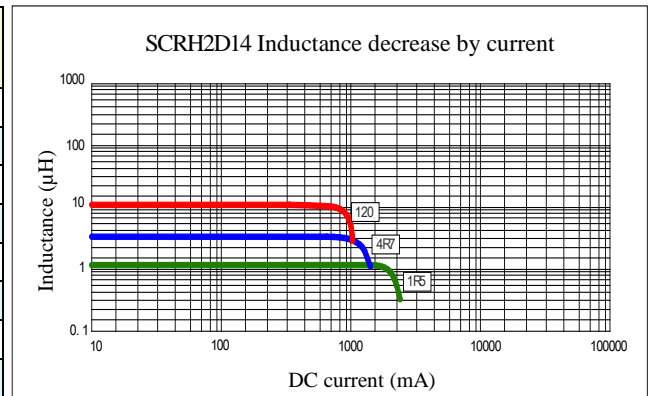
• Features

1. Magnetically shielded construction
2. Excellent Power Density
3. Engineered to Provide High Efficiency



CHARACTERISTICS

Part Number	Inductance (uH) (1)	Test Frequency	DC Resistance (Ω MAX) (2)	Saturation Current ⁽³⁾ (A)	Temperature Current ⁽⁴⁾ (A)
SCRH2D14-1R5	1.5	100KHZ	71m	1.80	1.60
SCRH2D14-1R8	1.8	100KHZ	85m	1.65	1.44
SCRH2D14-2R2	2.2	100KHZ	106m	1.50	1.29
SCRH2D14-2R7	2.7	100KHZ	114m	1.35	1.22
SCRH2D14-3R3	3.3	100KHZ	125m	1.20	1.15
SCRH2D14-3R9	3.9	100KHZ	178m	1.10	1.03
SCRH2D14-4R7	4.7	100KHZ	195m	1.00	930m
SCRH2D14-5R6	5.6	100KHZ	222m	950m	840m
SCRH2D14-6R8	6.8	100KHZ	253m	850m	790m
SCRH2D14-8R2	8.2	100KHZ	294m	800m	750m
SCRH2D14-100	10	100KHZ	396m	700m	710m
SCRH2D14-120	12	100KHZ	515m	620m	680m



- (1). Inductance tolerance $\pm 30\%$ tested at 0.25V, 0ADC and 25°C
- (2). DCR measured at 25°C.
- (3). The DC current at which the inductance decreases by 35% from its initial value.
- (4). The DC current that results in a 40°C temperature rise from 25°C ambient.

[Click here for QUANTITY PER REEL & PACKING INFORMATION](#)

Custom versions available upon request.



belfuse.com/signal

© 2019 Signal Transformer – Specification subject to change without notice. 12.19

128 Atlantic Avenue, Lynbrook, NY 11563
 Toll Free 866-239-5777 • Tel 516-239-5777 • Fax 516-239-7208
Sales@signaltransformer.com • techhelp@signaltransformer.com