


# SHROUDED AND EJECTOR IDC HEADER

(1.27 mm) .050" PITCH • SHF/ESHF/EHF/ECF SERIES



## SHF/ESHF

**Mates:**  
FFSD, FFTP (SHF)

## EHF

**Mates:**  
FFSD\*, FFTP

**\*Important Note:**  
EHF will not mate to FFSD with strain relief (-SR option), see ESHF series.

<b>SERIES</b>	<b>1</b>	<b>NO. PINS PER ROW</b>	<b>01</b>	<b>PLATING OPTION</b>	<b>D</b>	<b>TAIL OPTION</b>	<b>OTHER OPTION</b>
---------------	----------	-------------------------	-----------	-----------------------	----------	--------------------	---------------------

**SHF**  
= Mates with FFSD without Strain Relief

**ESHF**  
= Mates with FFSD with Strain Relief

**04, 05, 06, 08, 10, 11, 12, 13, 15, 17, 20, 25**  
(Standard sizes)

**-L**  
= 10 μm (0.25 μm) Gold on post, Matte Tin on tail

**-TH**  
= Through-hole

**-RA**  
= Right-angle

**-SM**  
= Surface Mount

**-LC**  
= Locking Clip (Not available with -RA) (Manual placement required)

**-K**  
= (6.50 mm) .256" DIA Polyimide Film Pick & Place Pad (-SM only)

**-TR**  
= Tape & Reel

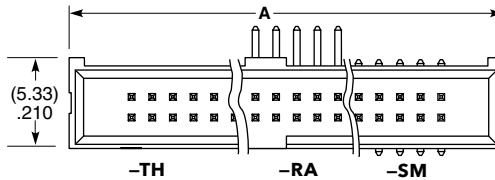
**-FR**  
= Full Reel Tape & Reel (must order max. quantity per reel; contact Samtec for quantity breaks)

## SPECIFICATIONS

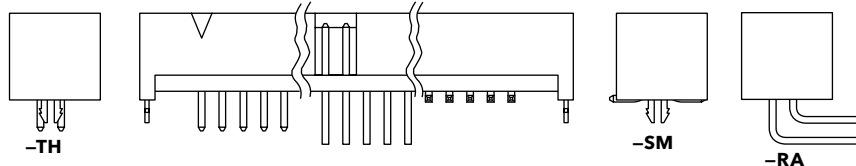
**Insulator Material:** Black Liquid Crystal Polymer  
**Terminal Material:** Phosphor Bronze  
**Plating:** Sn or Au over 50 μm (1.27 μm) Ni  
**Operating Temp Range:** -55 °C to +125 °C

## PROCESSING

**Lead-Free Solderable:** Yes  
**SMT Lead Coplanarity:** (0.10 mm) .004" max



TYPE STRIP	A
SHF	No. of pins x (1.27) .050 + (6.35) .250
ESHF	No. of pins x (1.27) .050 + (10.16) .400



<b>EHF</b>	<b>1</b>	<b>NO. PINS PER ROW</b>	<b>01</b>	<b>PLATING OPTION</b>	<b>D</b>	<b>TAIL OPTION</b>	<b>OTHER OPTION</b>
------------	----------	-------------------------	-----------	-----------------------	----------	--------------------	---------------------

**04, 05, 08, 10, 13, 17, 20, 25**  
(Standard sizes)

**-F**  
= Gold flash on post, Matte Tin on tail

**-L**  
= 10 μm (0.25 μm) Gold on post, Matte Tin on tail

Leave blank for Through-hole version

**-SM**  
= Surface Mount

**-RA**  
= Right-angle

**-XX**  
= Polarized Position (-RA not available)

**-LC**  
= Locking Clip (-SM only) (Manual placement required)

**-K**  
= (7.50 mm) .295" DIA Polyimide Film Pick & Place Pad

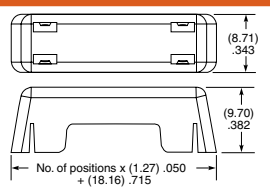
**-P**  
= Pick & Place Pad (-SM only)

**-TR**  
= Tape & Reel (-LC not available)

**-FR**  
= Full Reel Tape & Reel (must order max. quantity per reel; contact Samtec for quantity breaks) (-LC not available)


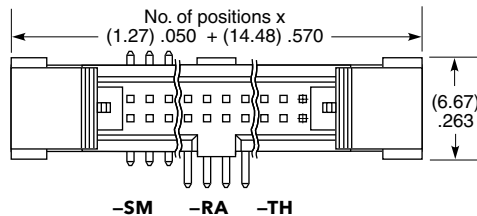
## EJECTOR HEADER CAP

(Locks FFSD cable to EHF header)



**ECF** - **NO. PINS PER ROW**

**05, 08, 10, 13, 17, 20, 25**



**Note:**  
Some lengths, styles and options are non-standard, non-returnable.