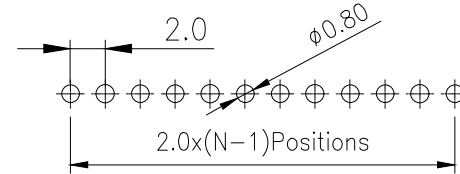
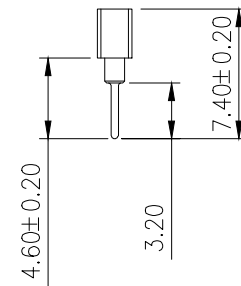
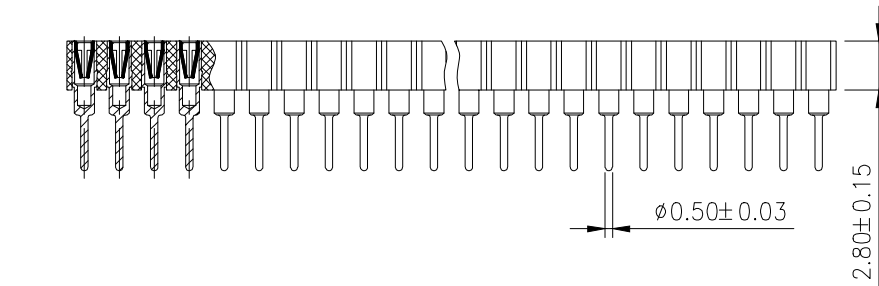


Recommended P.C.B Layout(Top Side)
(PCB BOARD TOLERANCE±0.05)



SPECIFICATIONS
Current Rating:2.0AMP
Contact Resistance:10mΩMax
Dielectric Strength:Min 1000V RMS
Operation Temperature:-40°C to +105°C

Contact Material:Brass
Contact Clip(4/6 finger):Becu(C17200)
Accepted Pin:φ0.40 to 0.60mm
Insulator Material:Polyester(UL94V-0)
Standard: PPS
Soldering temperature: 260°C±5° 5S



Ordering Information

XDM 200 C - * - N - Z - * - **

Round Pin 圆针	No. of Rows 1=Single Row 2=Dual Row	No. of Pins 01-40 Pin	Type Z=直针 W=弯针 S=插脚	Length 长度	Contact Plating G0:Gold Flash G1:1u" Gold G2:3u" Gold G3:5u" Gold G4:10u" Gold G5:15u" Gold G6:30u" Gold S0:Gold Flash/In S1:In
-----------------	---	--------------------------	------------------------------	--------------	--

			GENERAL TOLERANCE	制图 DRAWING	深圳讯答科技有限公司 ShenzhenXundaTechnology Co.,Ltd			
			DIM TOL	审核 CHECK				
			X.X ±0.30	批准 APPROVAL	产品名称 TITLE	2.00 单排 圆直排母 L7.4 (塑高2.8)	版本 REV.	A
			X.XX ±0.10	比例 SCALE	产品料号 PART NO.	XDM200C-1-N-Z-2.8-XX	单位 UNITS	mm
			X.XXX ±0.10	投影 Projection	材料 MATERIAL		页次 SHEET	1/1
序号 No.	变更内容 MODIFY CONTENT	日期 MODIFY DATE	Angle ±3.0°					