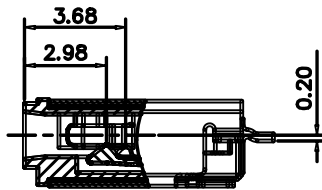
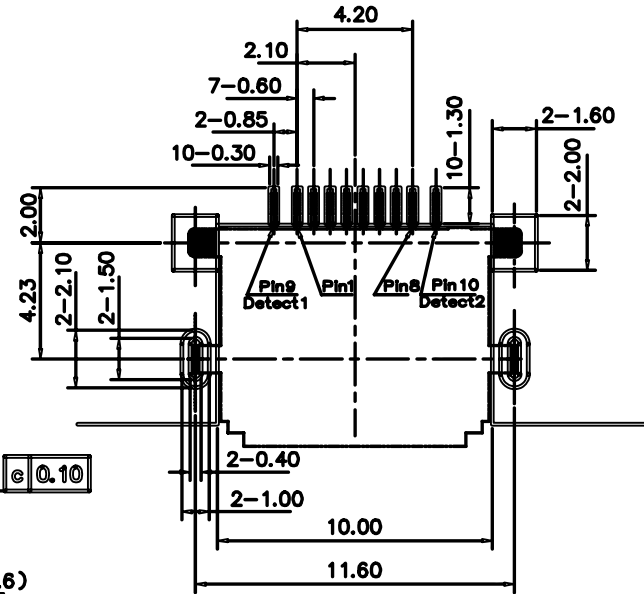
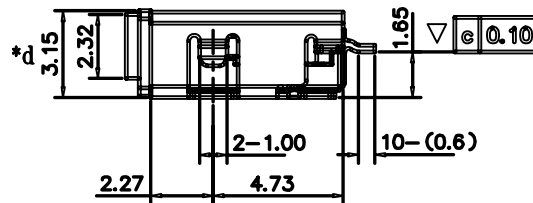
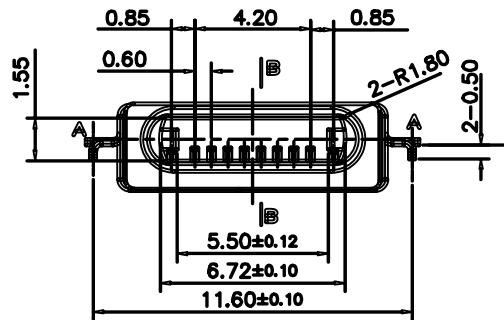


SECTION A-A

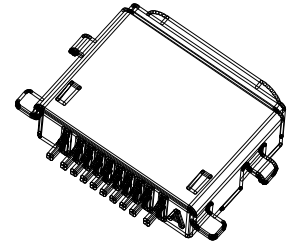
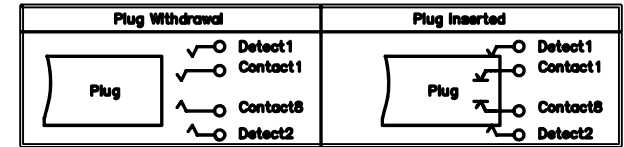


SECTION B-B



Recommended PCB Layout

Tolerance: ±0.05



PIN NO.	SIGNAL
1#	GND
2#	DP1
3#	DN1
4#	ACC1
5#	PWR IN
6#	DN2
7#	DP2
8#	ACC2
9#	DETECT1
10#	DETECT2
SHELL	GND

					TOLERANCE UNLESS SPECIFIED							
					UP TO 5mm: ±0.1	ANGULAR	1					
					ABOVE 5mm: ±0.2	±1°	NO	DATE	REVISIONS	BY	APPD	
4	HOUSING	LCP(UL94V-0)	1	BLACK/WHITE	TITLE: USB JACK			UNIT : MM	ROHS COMPLIANT	DWN		
3	LOCK	SUS	1		MODEL: USB-1003-B-SU			SCALE: 1:1	CHK'D			
2	DETECT	COPPER ALLOY	1	AU/Ni-PLATED	HAOYU(HONGKONG)LIMITED 皓宇(香港)有限公司						APPD	
1	TERMINAL	COPPER ALLOY	10	AU/Ni-PLATED							PRO.AGL:	
NO.	PART NAME	MATERIAL	QTY	FINISHING								