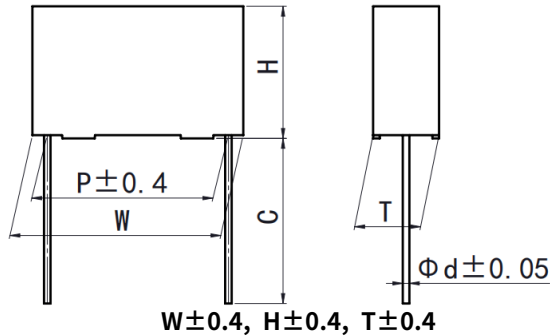


C35
MKP25 series

金属化聚丙烯膜电容器 Metallized polypropylene film capacitor(Box-type)

外形图 Outline Drawing



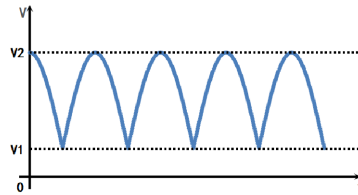
特点

- 金属化聚丙烯膜
- 良好的电性能
- 塑料外壳 (UL94 V-0), 阻燃环氧填充

主要用途

- 用于开关电源、电子镇流器和变频器等中间电路直流滤波 (如: DC-Link、PFC 等)

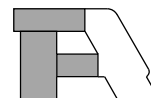
a : The C35 series is only recommended to use in DC-filter or DC-blocking circuits. It means the voltage applied to the capacitors must be unidirectional ripple voltage. The typical voltage curve is as following reference. If you have any questions for this note, please feel free to contact our technical engineer.



Here: $V_1 \geq 0$, $V_2 \leq U_R$, $V_{rms} = (V_2 - V_1) \div \sqrt{2}$, $I_{rms} = 2 \pi f \times C \times (V_2 - V_1) \div \sqrt{2}$
 U_R is the rated voltage of the capacitor

技术要求 Specifications

引用标准 Reference Standard	GB/T 10190 (IEC 60384-16)								
气候类别 Climatic Category	40/105/56								
额定温度 Rated Temperature	85°C								
工作温度 Operating Temperature Range	-55°C~105°C (+85°C to +105°C: decreasing factor 1.25% per °C for U_R)								
额定电压 Rated Voltage	450V, 520V, 630V								
电容量范围 Capacitance Range	0.022μF~22.0μF								
电容量偏差 Capacitance Tolerance	±5%(J), ±10%(K), ±20%(M)								
耐电压 Voltage Proof	1.6 U_R (5s)								
损耗角正切 Dissipation Factor	≤ 15×10^{-4} (20°C, 1kHz)								
绝缘电阻 Insulation Resistance	R≥100 000MΩ, $C_N \leq 0.33\mu F$ RC _N ≥30 000s, $C_N > 0.33\mu F$ (20°C, 100V, 1min)								
最大脉冲爬升速率 Maximum Pulse Rise Time(dV/dt):若实际工作电压 U 比额定电压 U_R 低, 电容器可工作在更高的 dV/dt 场合, 这样 dV/dt 允许值应为右表值乘以 U_R/U 。 If the working voltage(U) is lower than the rated voltage(U_R),the capacitor can be worked at a higher dV/dt. In this case, the maximum allowed dV/dt is obtain by multiplying the right value with U_R/U .	U_R (V)	dV/dt (V/μs) —Miniature version				dV/dt(V/μs)			
		P=10.0	P=15.0	P=22.5	P=27.5	P=10.0	P=15.0	P=22.5	P=27.5
	450	100	65	35	20	300	200	100	80
	520	120	80	60	40	350	220	150	100
630	200	160	70	50	400	300	180	120	



■ 产品编码说明 Part number system

■ 15 位产品代码如下：

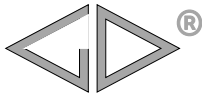
The 15 digits part number is formed as follow:

1	2	3	4	5	6	7	8	9	10	11	12	13	14	15
C	3	5												

第 1~3 位	型号代码	Digit 1 to 3	Series code
	C35=MKP25		C35=MKP25
第 4~5 位	直流额定电压	Digit 4 to 5	D.C. rated voltage
	2S=450V 2T=520V 2J=630V		2S=450V 2T=520V 2J=630V
第 6~8 位	标称容量	Digit 6 to 8	Rated capacitance value
	举例: 103=10×10 ³ pF=0.01μF		for example: 103=10×10 ³ pF=0.01μF
第 9 位	容量偏差	Digit 9	Capacitance tolerance
	J=±5%, K=±10%, M=±20%		J=±5%, K=±10%, M=±20%
第 10 位	引线脚距 P	Digit 10	Pitch
	4=10.0mm 6=15.0mm		4=10.0mm 6=15.0mm
	9=22.5mm B=27.5mm		9=22.5mm B=27.5mm
第 11 位	内部特征码	Digit 11	Internal use
第 12~15 位	引线加工和包装代码	Digit 12 to 15	Lead form and packaging code

■ Table 1 引线加工和包装代码 lead form and packaging code

第 12 位 Digit 12		第 13 位 Digit 13		第 14 位 Digit 14		第 15 位 Digit 15	
代码 Code	说明 explanation	代码 Code	说明 explanation	代码 Code	说明 explanation	代码 Code	说明 explanation
A	弹带包装 ammo-pack	2	F=5.0mm	0	表示直脚 straight	5	P3=25.4mm; H=18.5mm (For pitch=10.0/15.0mm) (Detail parameter refer to catalogue page 16)
C	直脚 straight lead “C” in the figure above	代码 Code	说明 explanation		0	引线长度偏差±0.5mm 或标准长度 Length tolerance±0.5mm Or standard length	
		00	标准的引线长度(16mm~26mm) standard lead length				
		45	引线长度 4.5mm lead length 4.5mm				



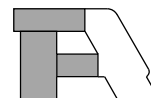
C35
MKP25 series

■ 外形尺寸 Dimensions(mm)

小型化 Miniature version—(Small sizes + Segmented metallized-film design)

450Vdc							520Vdc							630Vdc						
C _N (μF)	W	H	T	P	d	Part number	C _N (μF)	W	H	T	P	d	Part number	C _N (μF)	W	H	T	P	d	Part number
0.12	13.0	9.0	4.0	10.0	0.6	C352S124-4S****	0.082	13.0	9.0	4.0	10.0	0.6	C352T823-4S****	0.056	13.0	9.0	4.0	10.0	0.6	C352J563-4S****
0.15	13.0	9.0	4.0	10.0	0.6	C352S154-4S****	0.10	13.0	9.0	4.0	10.0	0.6	C352T104-4S****	0.068	13.0	9.0	4.0	10.0	0.6	C352J683-4S****
0.18	13.0	11.0	5.0	10.0	0.6	C352S184-4S****	0.12	13.0	11.0	5.0	10.0	0.6	C352T124-4S****	0.082	13.0	11.0	5.0	10.0	0.6	C352J823-4S****
0.22	13.0	11.0	5.0	10.0	0.6	C352S224-4S****	0.15	13.0	11.0	5.0	10.0	0.6	C352T154-4S****	0.10	13.0	11.0	5.0	10.0	0.6	C352J104-4S****
0.27	13.0	12.0	6.0	10.0	0.6	C352S274-4S****	0.18	13.0	12.0	6.0	10.0	0.6	C352T184-4S****	0.12	13.0	12.0	6.0	10.0	0.6	C352J124-4S****
0.33	13.0	12.0	6.0	10.0	0.6	C352S334-4S****	0.22	13.0	12.0	6.0	10.0	0.6	C352T224-4S****	0.15	13.0	12.0	6.0	10.0	0.6	C352J154-4S****
0.39	13.0	13.0	7.0	10.0	0.6	C352S394-4S****	0.27	13.0	13.0	7.0	10.0	0.6	C352T274-4S****	0.18	13.0	13.0	7.0	10.0	0.6	C352J184-4S****
0.47	13.0	13.0	7.0	10.0	0.6	C352S474-4S****	0.33	13.0	13.0	7.0	10.0	0.6	C352T334-4S****	0.22	13.0	13.0	7.0	10.0	0.6	C352J224-4S****
0.56	13.0	14.0	8.0	10.0	0.6	C352S564-4S****	0.39	13.0	14.0	8.0	10.0	0.6	C352T394-4S****	0.27	13.0	14.0	8.0	10.0	0.6	C352J274-4S****
0.68	13.0	14.0	8.0	10.0	0.6	C352S684-4S****	0.47	13.0	14.0	8.0	10.0	0.6	C352T474-4S****	0.33	13.0	14.0	8.0	10.0	0.6	C352J334-4S****
0.22	17.5	11.0	5.0	15.0	0.6	C352S224-6S****	0.27	17.5	11.0	5.0	15.0	0.6	C352T274-6S****	0.18	17.5	11.0	5.0	15.0	0.6	C352J184-6S****
0.33	17.5	11.0	5.0	15.0	0.6	C352S334-6S****	0.33	17.5	11.0	5.0	15.0	0.6	C352T334-6S****	0.22	17.5	11.0	5.0	15.0	0.6	C352J224-6S****
0.39	17.5	11.0	5.0	15.0	0.6	C352S394-6S****	0.39	17.5	12.0	6.0	15.0	0.6	C352T394-6S****	0.27	17.5	12.0	6.0	15.0	0.6	C352J274-6S****
0.47	17.5	11.0	5.0	15.0	0.6	C352S474-6S****	0.47	17.5	12.0	6.0	15.0	0.6	C352T474-6S****	0.33	17.5	12.0	6.0	15.0	0.6	C352J334-6S****
0.56	17.5	12.0	6.0	15.0	0.6	C352S564-6S****	0.56	17.5	12.0	7.0	15.0	0.6	C352T564-6S****	0.39	17.5	12.0	7.0	15.0	0.6	C352J394-6S****
0.68	17.5	12.0	7.0	15.0	0.6	C352S684-6S****	0.68	17.5	13.5	7.5	15.0	0.6	C352T684-6S****	0.47	17.5	13.5	7.5	15.0	0.6	C352J474-6S****
0.82	17.5	12.0	7.0	15.0	0.6	C352S824-6S****	0.82	17.5	14.0	8.0	15.0	0.6	C352T824-6S****	0.56	17.5	14.0	8.0	15.0	0.6	C352J564-6S****
1.0	17.5	13.5	7.5	15.0	0.6	C352S105-6S****	1.0	17.5	14.5	8.5	15.0	0.6	C352T105-6S****	0.68	17.5	14.5	8.5	15.0	0.6	C352J684-6S****
1.2	17.5	14.0	8.0	15.0	0.6	C352S125-6S****	1.2	17.5	16.0	10.0	15.0	0.8	C352T125-6S****	0.82	17.5	16.0	10.0	15.0	0.8	C352J824-6S****
1.5	17.5	16.0	10.0	15.0	0.8	C352S155-6S****	1.5	17.5	19.0	11.0	15.0	0.8	C352T155-6S****	1.0	17.5	16.0	10.0	15.0	0.8	C352J105-6S****
1.8	17.5	16.0	10.0	15.0	0.8	C352S185-6S****	0.68	26.5	15.0	6.0	22.5	0.8	C352T684-9S****	1.2	17.5	19.0	11.0	15.0	0.8	C352J125-6S****
2.2	17.5	19.0	11.0	15.0	0.8	C352S225-6S****	0.82	26.5	15.0	6.0	22.5	0.8	C352T824-9S****	0.47	26.5	15.0	6.0	22.5	0.8	C352J474-9S****
1.0	26.5	15.0	6.0	22.5	0.8	C352S105-9S****	1.0	26.5	16.0	7.0	22.5	0.8	C352T105-9S****	0.56	26.5	15.0	6.0	22.5	0.8	C352J564-9S****
1.2	26.5	15.0	6.0	22.5	0.8	C352S125-9S****	1.2	26.5	16.0	7.0	22.5	0.8	C352T125-9S****	0.68	26.5	16.0	7.0	22.5	0.8	C352J684-9S****
1.5	26.5	16.0	7.0	22.5	0.8	C352S155-9S****	1.5	26.5	17.0	8.5	22.5	0.8	C352T155-9S****	0.82	26.5	16.0	7.0	22.5	0.8	C352J824-9S****
1.8	26.5	16.0	7.0	22.5	0.8	C352S185-9S****	1.8	26.5	17.0	8.5	22.5	0.8	C352T185-9S****	1.0	26.5	17.0	8.5	22.5	0.8	C352J105-9S****
2.2	26.5	17.0	8.5	22.5	0.8	C352S225-9S****	2.2	26.5	18.5	10.0	22.5	0.8	C352T225-9S****	1.2	26.5	17.0	8.5	22.5	0.8	C352J125-9S****
2.7	26.5	17.0	8.5	22.5	0.8	C352S275-9S****	2.7	26.5	18.5	10.0	22.5	0.8	C352T275-9S****	1.5	26.5	18.5	10.0	22.5	0.8	C352J155-9S****
3.3	26.5	18.5	10.0	22.5	0.8	C352S335-9S****	3.3	26.5	20.0	11.0	22.5	0.8	C352T335-9S****	1.8	26.5	18.5	10.0	22.5	0.8	C352J185-9S****
3.9M	26.5	18.5	10.0	22.5	0.8	C352S395M9S****	3.9	26.5	22.0	12.0	22.5	0.8	C352T395-9S****	2.2	26.5	20.0	11.0	22.5	0.8	C352J225-9S****
4.7K	26.5	20.0	11.0	22.5	0.8	C352S475K9S****	4.7	26.5	24.5	15.5	22.5	0.8	C352T475-9S****	2.7	26.5	22.0	12.0	22.5	0.8	C352J275-9S****
5.6	26.5	22.0	12.0	22.5	0.8	C352S565-9S****	5.6	26.5	24.5	15.5	22.5	0.8	C352T565-9S****	3.3	26.5	24.5	15.5	22.5	0.8	C352J335-9S****
6.8	26.5	24.5	15.5	22.5	0.8	C352S685-9S****	2.2	32.0	18.0	9.0	27.5	0.8	C352T225-BS****	3.9	26.5	24.5	15.5	22.5	0.8	C352J395-9S****
8.2	26.5	24.5	15.5	22.5	0.8	C352S825-9S****	2.7	32.0	18.0	9.0	27.5	0.8	C352T275-BS****	1.8	32.0	18.0	9.0	27.5	0.8	C352J185-BS****
3.3	32.0	18.0	9.0	27.5	0.8	C352S335-BS****	3.3	32.0	20.0	11.0	27.5	0.8	C352T335-BS****	2.2	32.0	20.0	11.0	27.5	0.8	C352J225-BS****
3.9M	32.0	18.0	9.0	27.5	0.8	C352S395MBS****	3.9	32.0	20.0	11.0	27.5	0.8	C352T395-BS****	2.7	32.0	20.0	11.0	27.5	0.8	C352J275-BS****
4.7	32.0	20.0	11.0	27.5	0.8	C352S475-BS****	4.7	32.0	22.0	13.0	27.5	0.8	C352T475-BS****	3.3	32.0	22.0	13.0	27.5	0.8	C352J335-BS****
5.6M	32.0	20.0	11.0	27.5	0.8	C352S565MBS****	5.6	32.0	22.0	13.0	27.5	0.8	C352T565-BS****	3.9M	32.0	22.0	13.0	27.5	0.8	C352J395MBS****
6.8	32.0	22.0	13.0	27.5	0.8	C352S685-BS****	6.8	32.0	24.5	15.0	27.5	0.8	C352T685-BS****	4.7	32.0	24.5	15.0	27.5	0.8	C352J475-BS****
8.2	32.0	24.5	15.0	27.5	0.8	C352S825-BS****	8.2	32.0	28.0	14.0	27.5	0.8	C352T825-BS****	5.6	32.0	28.0	17.0	27.5	0.8	C352J565-BS****
10.0M	32.0	24.5	15.0	27.5	0.8	C352S106MBS****	10.0M	32.0	28.0	17.0	27.5	0.8	C352T106MBS****	6.8	32.0	28.0	17.0	27.5	0.8	C352J685-BS****
12.0	32.0	28.0	17.0	27.5	0.8	C352S126-BS****	12.0	32.0	33.0	18.0	27.5	0.8	C352T126-BS****	8.2M	32.0	29.0	19.0	27.5	0.8	C352J825MBS****
15.0	32.0	33.0	18.0	27.5	0.8	C352S156-BS****	15.0	32.0	37.0	22.0	27.5	0.8	C352T156-BS****	10.0	32.0	37.0	22.0	27.5	0.8	C352J106-BS****
18.0	32.0	37.0	22.0	27.5	0.8	C352S186-BS****	18.0	32.0	37.0	22.0	27.5	0.8	C352T186-BS****	12.0	32.0	37.0	22.0	27.5	0.8	C352J126-BS****
22.0	32.0	37.0	22.0	27.5	0.8	C352S226-BS****														

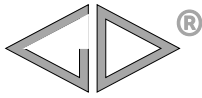
备注 Note: 1. “-”表示容量偏差。 “ ”=capacitance tolerance code. M=±20%, K=±10%, J=±5%。
2. “****”表示引线加工和包装代码(见表1)。“****”=lead form and packing code(refer to table 1).



■ 外形尺寸 Dimensions(mm)

450Vdc							450Vdc							520Vdc						
C _N (μF)	W	H	T	P	d	Part number	C _N (μF)	W	H	T	P	d	Part number	C _N (μF)	W	H	T	P	d	Part number
0.068	13.0	9.0	4.0	10.0	0.6	C352S683-40****	1.2	26.5	18.5	10.0	22.5	0.8	C352S125-90****	0.047	13.0	9.0	4.0	10.0	0.6	C352T473-40****
0.082	13.0	9.0	4.0	10.0	0.6	C352S823-40****	1.5	26.5	18.5	10.0	22.5	0.8	C352S155-90****	0.056	13.0	9.0	4.0	10.0	0.6	C352T563-40****
0.10	13.0	11.0	5.0	10.0	0.6	C352S104-40****	1.8	26.5	22.0	12.0	22.5	0.8	C352S185-90****	0.068	13.0	9.0	4.0	10.0	0.6	C352T683-40****
0.12	13.0	11.0	5.0	10.0	0.6	C352S124-40****	0.68	32.0	18.0	9.0	27.5	0.8	C352S684-B0****	0.082	13.0	11.0	5.0	10.0	0.6	C352T823-40****
0.15	13.0	12.0	6.0	10.0	0.6	C352S154-40****	0.82	32.0	18.0	9.0	27.5	0.8	C352S824-B0****	0.1	13.0	11.0	5.0	10.0	0.6	C352T104-40****
0.18	13.0	12.0	6.0	10.0	0.6	C352S184-40****	1.0	32.0	18.0	9.0	27.5	0.8	C352S105-B0****	0.12	13.0	12.0	6.0	10.0	0.6	C352T124-40****
0.22	13.0	13.0	7.0	10.0	0.6	C352S224-40****	1.2	32.0	18.0	9.0	27.5	0.8	C352S125-B0****	0.15	13.0	12.0	6.0	10.0	0.6	C352T154-40****
0.27	13.0	13.0	7.0	10.0	0.6	C352S274-40****	1.5	32.0	18.0	9.0	27.5	0.8	C352S155-B0****	0.18	13.0	13.0	7.0	10.0	0.6	C352T184-40****
0.33	13.0	14.0	8.0	10.0	0.6	C352S334-40****	1.8	32.0	20.0	11.0	27.5	0.8	C352S185-B0****	0.22	13.0	13.0	7.0	10.0	0.6	C352T224-40****
0.10	17.5	9.5	5.0	15.0	0.6	C352S104-6A****	2.2	32.0	20.0	11.0	27.5	0.8	C352S225-B0****	0.27	13.0	14.0	8.0	10.0	0.6	C352T274-40****
0.12	17.5	9.5	5.0	15.0	0.6	C352S124-6A****	2.7	32.0	22.0	13.0	27.5	0.8	C352S275-B0****	0.033	17.5	9.5	5.0	15.0	0.6	C352T333-6A****
0.15	17.5	11.0	5.0	15.0	0.6	C352S154-6A****	3.3	32.0	22.0	13.0	27.5	0.8	C352S335-B0****	0.039	17.5	9.5	5.0	15.0	0.6	C352T393-6A****
0.18	17.5	11.0	5.0	15.0	0.6	C352S184-6A****	3.9	32.0	24.5	15.0	27.5	0.8	C352S395-B0****	0.047	17.5	11.0	5.0	15.0	0.6	C352T473-6A****
0.22	17.5	11.0	5.0	15.0	0.6	C352S224-6A****	4.7	32.0	33.0	18.0	27.5	0.8	C352S475-B0****	0.056	17.5	11.0	5.0	15.0	0.6	C352T563-6A****
0.27	17.5	12.0	6.0	15.0	0.6	C352S274-6A****	5.6	32.0	33.0	18.0	27.5	0.8	C352S565-B0****	0.068	17.5	11.0	5.0	15.0	0.6	C352T683-6A****
0.33	17.5	12.0	6.0	15.0	0.6	C352S334-6A****	6.8	32.0	33.0	18.0	27.5	0.8	C352S685-B0****	0.082	17.5	11.0	5.0	15.0	0.6	C352T823-6A****
0.39	17.5	13.5	7.5	15.0	0.6	C352S394-6A****	8.2	32.0	33.0	18.0	27.5	0.8	C352S825-B0****	0.1	17.5	11.0	5.0	15.0	0.6	C352T104-6A****
0.47	17.5	13.5	7.5	15.0	0.6	C352S474-6A****								0.12	17.5	11.0	5.0	15.0	0.6	C352T124-6A****
0.56	17.5	13.5	7.5	15.0	0.6	C352S564-6A****								0.15	17.5	11.0	5.0	15.0	0.6	C352T154-6A****
0.68	17.5	16.0	10.0	15.0	0.8	C352S684-60****								0.18	17.5	11.0	5.0	15.0	0.6	C352T184-6A****
0.82	17.5	16.0	10.0	15.0	0.8	C352S824-60****								0.22	17.5	12.0	6.0	15.0	0.6	C352T224-6A****
1.0	17.5	19.0	11.0	15.0	0.8	C352S105-60****								0.27	17.5	12.0	6.0	15.0	0.6	C352T274-6A****
0.27	26.5	15.0	6.0	22.5	0.6	C352S274-9A****								0.33	17.5	13.5	7.5	15.0	0.6	C352T334-6A****
0.33	26.5	15.0	6.0	22.5	0.6	C352S334-9A****								0.39	17.5	13.5	7.5	15.0	0.6	C352T394-6A****
0.39	26.5	15.0	6.0	22.5	0.6	C352S394-9A****								0.47	17.5	14.5	8.5	15.0	0.8	C352T474-60****
0.47	26.5	15.0	6.0	22.5	0.6	C352S474-9A****								0.56	17.5	16.0	10.0	15.0	0.8	C352T564-60****
0.56	26.5	16.0	7.0	22.5	0.6	C352S564-9A****								0.68	17.5	16.0	10.0	15.0	0.8	C352T684-60****
0.68	26.5	16.0	7.0	22.5	0.6	C352S684-9A****								0.82	17.5	19.0	11.0	15.0	0.8	C352T824-60****
0.82	26.5	16.0	7.0	22.5	0.6	C352S824-9A****								1.0	17.5	19.0	11.0	15.0	0.8	C352T105-60****
1.0	26.5	17.0	8.5	22.5	0.8	C352S105-90****								0.18	26.5	15.0	6.0	22.5	0.6	C352T184-9A****

备注 Note: 1. “-”表示容量偏差。 “-”=capacitance tolerance code. M=±20%, K=±10%, J=±5%。
2. “****”表示引线加工和包装代码(见表1)。“****”=lead form and packing code(refer to table 1).



C35
MKP25 series

■ 外形尺寸 Dimensions(mm)

520Vdc (200Vac)							630Vdc							630Vdc						
C _N (μF)	W	H	T	P	d	Part number	C _N (μF)	W	H	T	P	d	Part number	C _N (μF)	W	H	T	P	d	Part number
0.22	26.5	15.0	6.0	22.5	0.6	C352J224-9A****	0.022	13.0	9.0	4.0	10.0	0.6	C352J223-40****	0.18	26.5	15.0	6.0	22.5	0.6	C352J184-9A****
0.27	26.5	15.0	6.0	22.5	0.6	C352J274-9A****	0.027	13.0	9.0	4.0	10.0	0.6	C352J273-40****	0.22	26.5	15.0	6.0	22.5	0.6	C352J224-9A****
0.33	26.5	15.0	6.0	22.5	0.6	C352J334-9A****	0.033	13.0	9.0	4.0	10.0	0.6	C352J333-40****	0.27	26.5	15.0	6.0	22.5	0.6	C352J274-9A****
0.39	26.5	16.0	7.0	22.5	0.6	C352J394-9A****	0.039	13.0	9.0	4.0	10.0	0.6	C352J393-40****	0.33	26.5	15.0	6.0	22.5	0.6	C352J334-9A****
0.47	26.5	16.0	7.0	22.5	0.6	C352J474-9A****	0.047	13.0	11.0	5.0	10.0	0.6	C352J473-40****	0.39	26.5	16.0	7.0	22.5	0.6	C352J394-9A****
0.56	26.5	17.0	8.5	22.5	0.8	C352J564-90****	0.056	13.0	11.0	5.0	10.0	0.6	C352J563-40****	0.47	26.5	16.0	7.0	22.5	0.6	C352J474-9A****
0.68	26.5	17.0	8.5	22.5	0.8	C352J684-90****	0.068	13.0	11.0	5.0	10.0	0.6	C352J683-40****	0.56	26.5	17.0	8.5	22.5	0.8	C352J564-90****
0.82	26.5	18.5	10.0	22.5	0.8	C352J824-90****	0.082	13.0	12.0	6.0	10.0	0.6	C352J823-40****	0.68	26.5	17.0	8.5	22.5	0.8	C352J684-90****
1.0	26.5	18.5	10.0	22.5	0.8	C352J105-90****	0.10	13.0	12.0	6.0	10.0	0.6	C352J104-40****	0.82	26.5	18.5	10.0	22.5	0.8	C352J824-90****
1.2	26.5	22.0	12.0	22.5	0.8	C352J125-90****	0.12	13.0	13.0	7.0	10.0	0.6	C352J124-40****	1.0	26.5	18.5	10.0	22.5	0.8	C352J105-90****
0.27	32.0	18.0	9.0	27.5	0.8	C352J274-B0****	0.15	13.0	13.0	7.0	10.0	0.6	C352J154-40****	1.2	26.5	22.0	12.0	22.5	0.8	C352J125-90****
0.33	32.0	18.0	9.0	27.5	0.8	C352J334-B0****	0.18	13.0	14.0	8.0	10.0	0.6	C352J184-40****	0.27	32.0	18.0	9.0	27.5	0.8	C352J274-B0****
0.39	32.0	18.0	9.0	27.5	0.8	C352J394-B0****	0.068	17.5	9.5	5.0	15.0	0.6	C352J683-6A****	0.33	32.0	18.0	9.0	27.5	0.8	C352J334-B0****
0.47	32.0	18.0	9.0	27.5	0.8	C352J474-B0****	0.082	17.5	11.0	5.0	15.0	0.6	C352J823-6A****	0.39	32.0	18.0	9.0	27.5	0.8	C352J394-B0****
0.56	32.0	18.0	9.0	27.5	0.8	C352J564-B0****	0.10	17.5	11.0	5.0	15.0	0.6	C352J104-6A****	0.47	32.0	18.0	9.0	27.5	0.8	C352J474-B0****
0.68	32.0	18.0	9.0	27.5	0.8	C352J684-B0****	0.12	17.5	11.0	5.0	15.0	0.6	C352J124-6A****	0.56	32.0	18.0	9.0	27.5	0.8	C352J564-B0****
0.82	32.0	18.0	9.0	27.5	0.8	C352J824-B0****	0.15	17.5	12.0	6.0	15.0	0.6	C352J154-6A****	0.68	32.0	18.0	9.0	27.5	0.8	C352J684-B0****
1.0	32.0	20.0	11.0	27.5	0.8	C352J105-B0****	0.18	17.5	12.0	6.0	15.0	0.6	C352J184-6A****	0.82	32.0	18.0	9.0	27.5	0.8	C352J824-B0****
1.2	32.0	20.0	11.0	27.5	0.8	C352J125-B0****	0.22	17.5	13.5	7.5	15.0	0.6	C352J224-6A****	1.0	32.0	20.0	11.0	27.5	0.8	C352J105-B0****
1.5	32.0	22.0	13.0	27.5	0.8	C352J155-B0****	0.27	17.5	13.5	7.5	15.0	0.6	C352J274-6A****	1.2	32.0	20.0	11.0	27.5	0.8	C352J125-B0****
1.8	32.0	22.0	13.0	27.5	0.8	C352J185-B0****	0.33	17.5	14.5	8.5	15.0	0.8	C352J334-60****	1.5	32.0	22.0	13.0	27.5	0.8	C352J155-B0****
2.2	32.0	24.5	15.0	27.5	0.8	C352J225-B0****	0.39	17.5	16.0	10.0	15.0	0.8	C352J394-60****	1.8	32.0	22.0	13.0	27.5	0.8	C352J185-B0****
2.7	32.0	28.0	14.0	27.5	0.8	C352J275-B0****	0.47	17.5	16.0	10.0	15.0	0.8	C352J474-60****	2.2	32.0	24.5	15.0	27.5	0.8	C352J225-B0****
3.3	32.0	33.0	18.0	27.5	0.8	C352J335-B0****	0.56	17.5	19.0	11.0	15.0	0.8	C352J564-60****	2.7	32.0	28.0	14.0	27.5	0.8	C352J275-B0****
3.9	32.0	33.0	18.0	27.5	0.8	C352J395-B0****	0.68	17.5	19.0	11.0	15.0	0.8	C352J684-60****	3.3	32.0	33.0	18.0	27.5	0.8	C352J335-B0****
4.7	32.0	33.0	18.0	27.5	0.8	C352S475-B0****	0.15	26.5	15.0	6.0	22.5	0.6	C352J154-9A****	3.9	32.0	33.0	18.0	27.5	0.8	C352J395-B0****
5.6	32.0	33.0	18.0	27.5	0.8	C352S565-B0****														
6.8	32.0	33.0	18.0	27.5	0.8	C352S685-B0****														
8.2	32.0	33.0	18.0	27.5	0.8	C352S825-B0****														

备注 Note: 1. “-”表示容量偏差。 “-”=capacitance tolerance code. M=±20%, K=±10%, J=±5%。
2. “****”表示引线加工和包装代码(见表1)。“****”=lead form and packing code(refer to table 1).