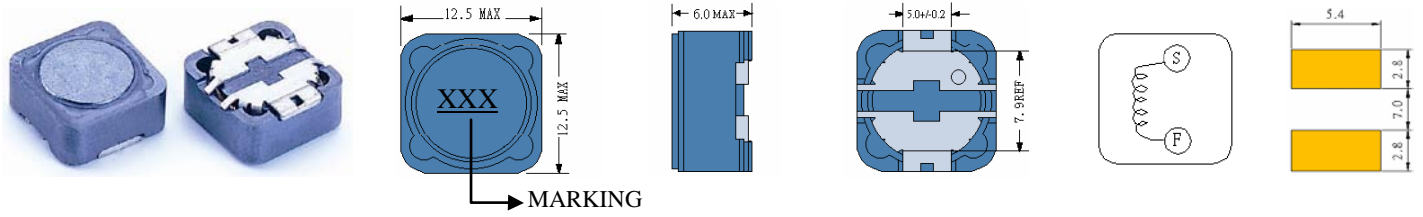


SCRH125

SMD POWER INDUCTORS



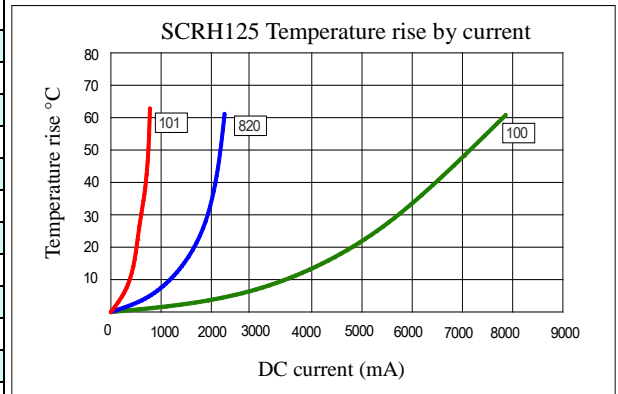
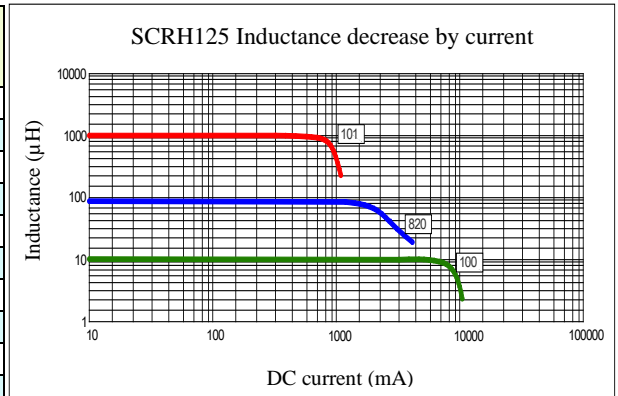
• Features

1. Magnetically shielded construction
2. Excellent Power Density
3. Engineered to Provide High Efficiency

CHARACTERISTICS



Part Number	Inductance (uH) (1)	Test Frequency	DC Resistance (Ω MAX) (2)	Saturation Current ⁽³⁾ (A)	Temperature Current ⁽⁴⁾ (A)
SCRH125-100	10	1KHZ	25m	4.00	5.50
SCRH125-120	12	1KHZ	27m	3.50	5.22
SCRH125-150	15	1KHZ	30m	3.30	4.69
SCRH125-180	18	1KHZ	34m	3.00	4.22
SCRH125-220	22	1KHZ	36m	2.80	4.00
SCRH125-270	27	1KHZ	51m	2.30	3.24
SCRH125-330	33	1KHZ	57m	2.10	3.07
SCRH125-390	39	1KHZ	68m	2.00	2.76
SCRH125-470	47	1KHZ	75m	1.80	2.48
SCRH125-560	56	1KHZ	0.11	1.70	2.23
SCRH125-680	68	1KHZ	0.12	1.50	2.00
SCRH125-820	82	1KHZ	0.14	1.40	1.80
SCRH125-101	100	1KHZ	0.16	1.30	1.70
SCRH125-121	120	1KHZ	0.22	1.10	1.60
SCRH125-151	150	1KHZ	0.25	1.00	1.52
SCRH125-181	180	1KHZ	0.32	0.90	1.44
SCRH125-221	220	1KHZ	0.40	0.80	1.29
SCRH125-271	270	1KHZ	0.46	0.75	1.16
SCRH125-331	330	1KHZ	0.51	0.68	1.04
SCRH125-391	390	1KHZ	0.69	0.65	0.93
SCRH125-471	470	1KHZ	0.77	0.58	0.83
SCRH125-561	560	1KHZ	0.93	0.54	0.74
SCRH125-681	680	1KHZ	1.20	0.48	0.66
SCRH125-821	820	1KHZ	1.45	0.43	0.59
SCRH125-102	1000	1KHZ	1.53	0.40	0.53



- (1). Inductance tolerance $\pm 20\%$ tested at 0.25V, 0ADC and 25°C
- (2). DCR measured at 25°C.
- (3). The DC current at which the inductance decreases by 25% from its initial value.
- (4). The DC current that results in a 40°C temperature rise from 25°C ambient.

[Click here for QUANTITY PER REEL & PACKING INFORMATION](#)

Custom versions available upon request.

© 2019 Signal Transformer – Specification subject to change without notice. 12.19



belfuse.com/signal

128 Atlantic Avenue, Lynbrook, NY 11563
 Toll Free 866-239-5777 • Tel 516-239-5777 • Fax 516-239-7208
Sales@signaltransformer.com • techhelp@signaltransformer.com