

Features

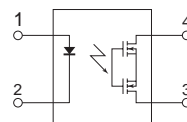
- * SOP package 4 Pin type in miniature design
 (4.4×4.3×2.1mm / .173×.169×.083inch)
- * Low driver power requirements
 (TTL/CMOS Compatible)
- * No moving parts
- * High reliability
- * Arc-Free with no snubbing circuits
- * 1500Vrms Input/Output isolation
- * Tape & Reel version available

Applications

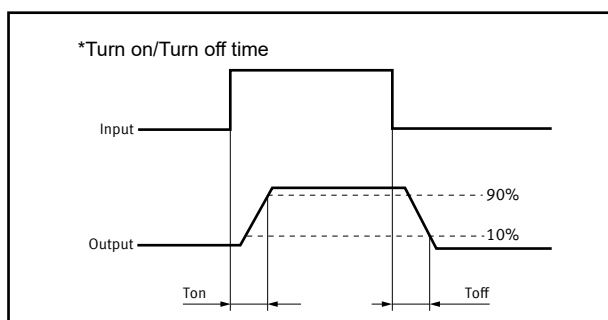
- * Telecommunications (PC, Electronic notepad)
- * Measuring and Testing equipment
- * Industrial control
- * Security equipments
- * High speed inspection machine



SOP-4



1. LED Anode
2. LED Cathode
- 3, 4. Drain (MOS FET)



TYPES

Category	Output rating		Part No.	Packing quantity
	Load voltage	Load current	SOP	Tape and reel
AC/DC	400 V	0.1A	GAQY214S	1-reel: 2,000 pcs.

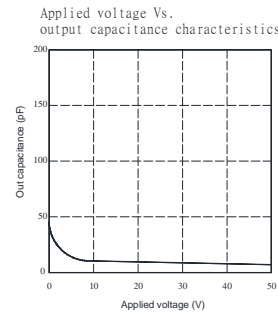
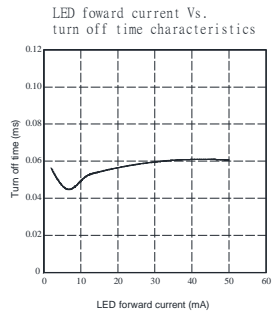
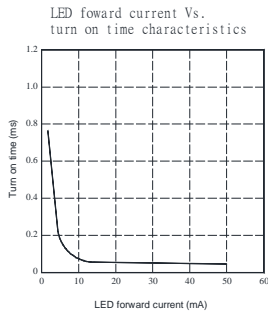
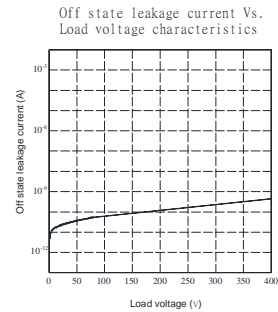
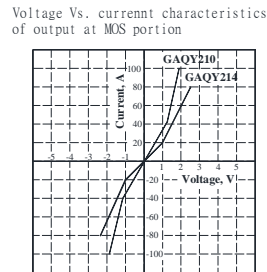
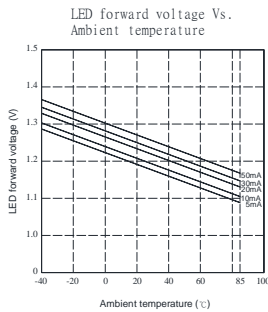
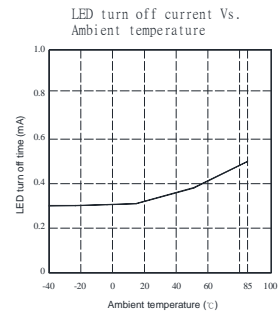
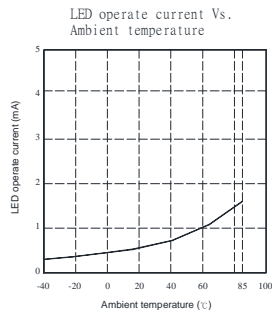
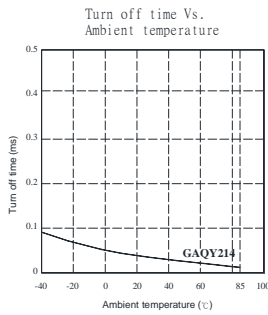
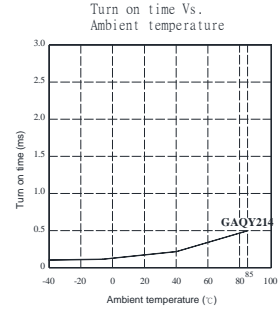
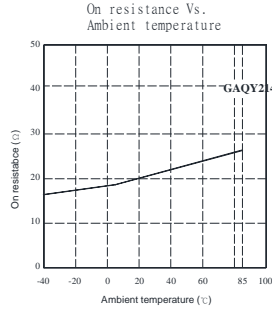
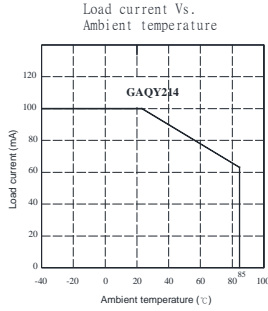
Absolute Maximum Ratings (Ambient Temperature: 25°C)

Item		Symbol	Value	Units	Note
Input	Continuous LED Current	I _F	50	mA	
	Peak LED Current	I _{FP}	1000	mA	f=100Hz, duty=1%
	LED Reverse Voltage	V _R	5	V	
	Input Power Dissipation	P _{In}	75	mW	
Output	Load Voltage	V _L	400	V(AC peak or DC)	
	Load Current	I _L	100	mA	
	Peak Load Current	I _{Peak}	0.6	A	100ms(1 pulse)
	Output Power Dissipation	P _{out}	300	mW	
Total Power Dissipation		P _T	350	mW	
I/O Breakdown Voltage		V _{I/O}	1500	V _{rms}	RH=60%, 1min
Operating Temperature		T _{opr}	-40 to +85	°C	
Storage Temperature		T _{stg}	-40 to +100	°C	
Pin Soldering Temperature		T _{sol}	260	°C	10 sec max.

Electrical Specifications (Ambient Temperature: 25°C)

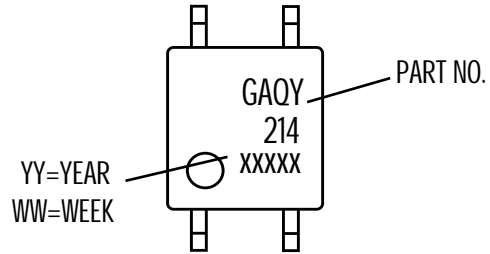
Item		Symbol	MIN.	TYP.	MAX.	Units	Conditions
Input	LED Forward Voltage	V _F		1.2	1.4	V	I _F =10mA
	Operation LED Current	I _{F On}		0.5	1.0	mA	
	Recovery LED Current	I _{F Off}		0.35	0.5	mA	
	Recovery LED Voltage	V _{F Off}	0.7			V	
Output	On-Resistance	R _{On}		20	24	Ω	I _F =5mA, I _L =100mA, Time to flow is within 1 sec.
	Off-State Leakage Current	I _{Leak}			1	uA	V _L =Rating
	Output Capacitance	C _{out}		45		pF	V _L =0, f=1MHz
Transmission	Turn-On Time	T _{On}		0.23	0.5	ms	I _F =5mA, I _L =100mA,
	Turn-Off Time	T _{Off}		0.03	0.2	ms	
Coupled	I/O Isolation Resistance	R _{I/O}	10 ¹⁰			Ω	DC500V
	I/O Capacitance	C _{I/O}		0.8	1.5	pF	f=1MHz

Reference Data

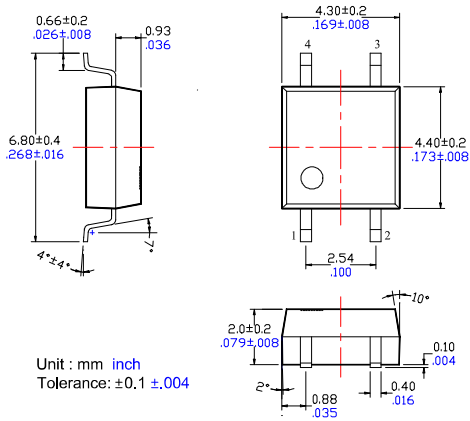


Dimensions

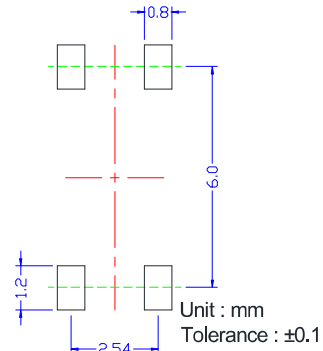
4-SOP



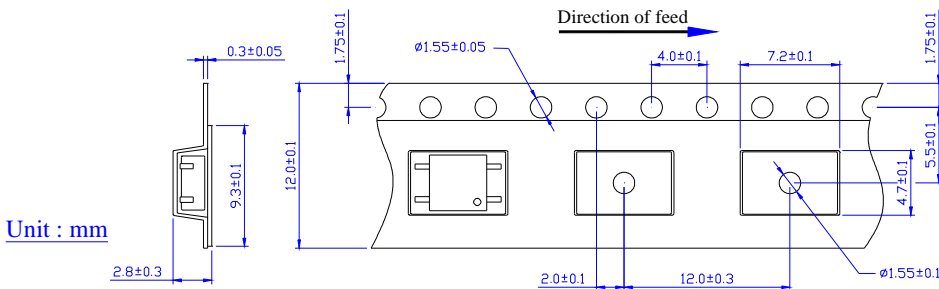
Surface mount terminal type



Recommended mounting pad (Top view)



Tape dimensions



Dimensions of tape reel

