RoHS

| REV. | EC# | DESCRIPTION | DATE | DRAWING | CHECKED | APPROVED |
|---|---|---|---|---|---|---|
| A0 | | NEW RELEASE | 07/12'16 | YZZ | | HAIYONG |
| | | | | | | |

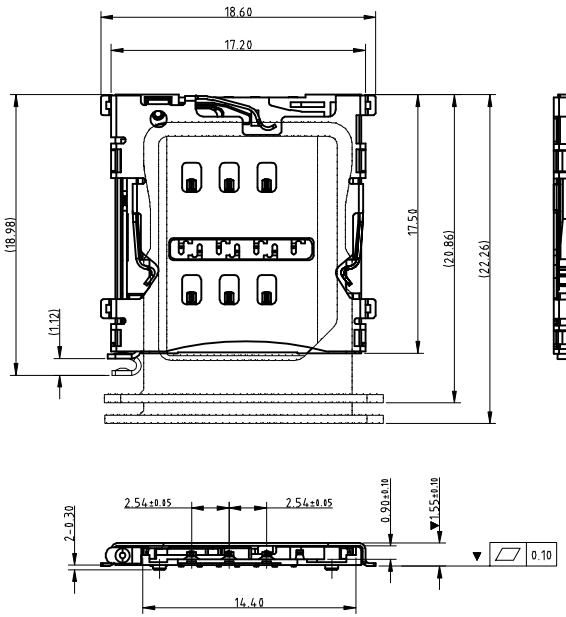


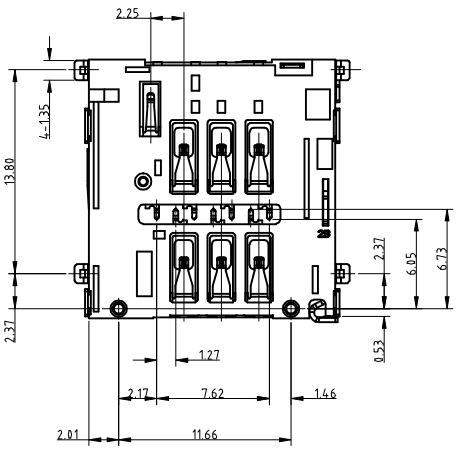


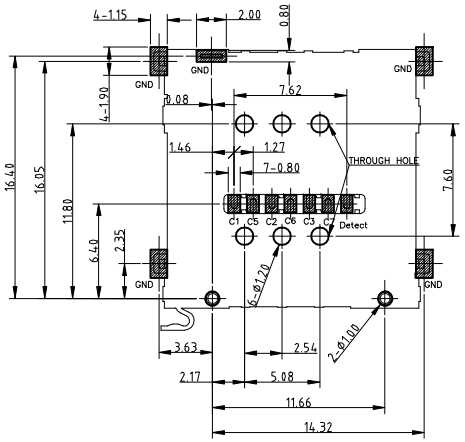


Recommended PCB Layout

Tolerance: ±0.05



NOTE:

⚠ Material & Finish See Table;

2. Circuit Diagram For Switch

| | | |
|---|---|---|
| GND —o Tray o— Detect | Inserted Card | |
| GND —o Tray o— Detect | Withdrawal Card (Normal) | |

3. Characteristic:
   - 3-1.Current Rating :1A max.
   - 3-2.Contact Resistance:50mOhms max
   - 3-3.Insulation Resistance:1000MOhmsΩ min./500VDC
   - 3-4.Dielectric Withstanding Voltage:500VAC/1minute
   - 3-5.Mating Force: 8N Max, Withdrawal Force: 1N Min.;
   - 3-6.Durability: 3000 Cycles
   - 3-7.Operating Temperature:-25°C to+85°C
4. Critical Dimensions Marked "▼" Should Check By QC.
5. Please Contact PROMAX Sales Representive to Verify Product Details.

| Item | Part Name | Material | Description |
|---|---|---|---|
| 6 | Shell | Stainless Steel | Nickel Under Plated Overall. |
| 5 | Lever | Stainless Steel | / |
| 4 | Cam | Stainless Steel | / |
| 3 | Housing | Thermoplastics | Black,UL94V-0 |
| 2 | Detect | Copper Alloy | Gold Flash on Solder Tails ; Gold Flash on Contact Area; Nickel Under Plated Overall. |
| 1 | Terminal | Copper Alloy | |

| MILLIMETERS | INCH |
|---|---|
| X.° ± 2° | X.° ± 2° |
| .X ±0.30 | .XX ±0.012 |
| .XX ±0.20 | .XXX ±0.008 |
| .XXX±0.10 | .XXXX±0.004 |

THESE DRAWINGS AND SPECIFICATIONS ARE THE PROPERTY OF Dong Guan Jin Bi Lai Electronic Co.,Ltd COPIED OR USED IN ANY MANNER WITHOUT THE PRIOR WRITTEN CONSENT OF Dong Guan Jin Bi Lai Electronic Co.,Ltd

UNITS MM

MAT'L SEE NOTES

FINISH SEE NOTES

QTY SEE NOTES

深圳市连欣科技有限公司

PART NUMBER: XDSM-0615-A602

TITLE: 1.5H Lever Type Micro SIM Card CONN

APPD:

CHKD:

DR:

DWG NO.: C-402013602-00

| SCALE | SHEET | REV. |
|---|---|---|
| 1:1 | 1/2 | A1 |