

DO NOT SCALE FROM THIS PRINT

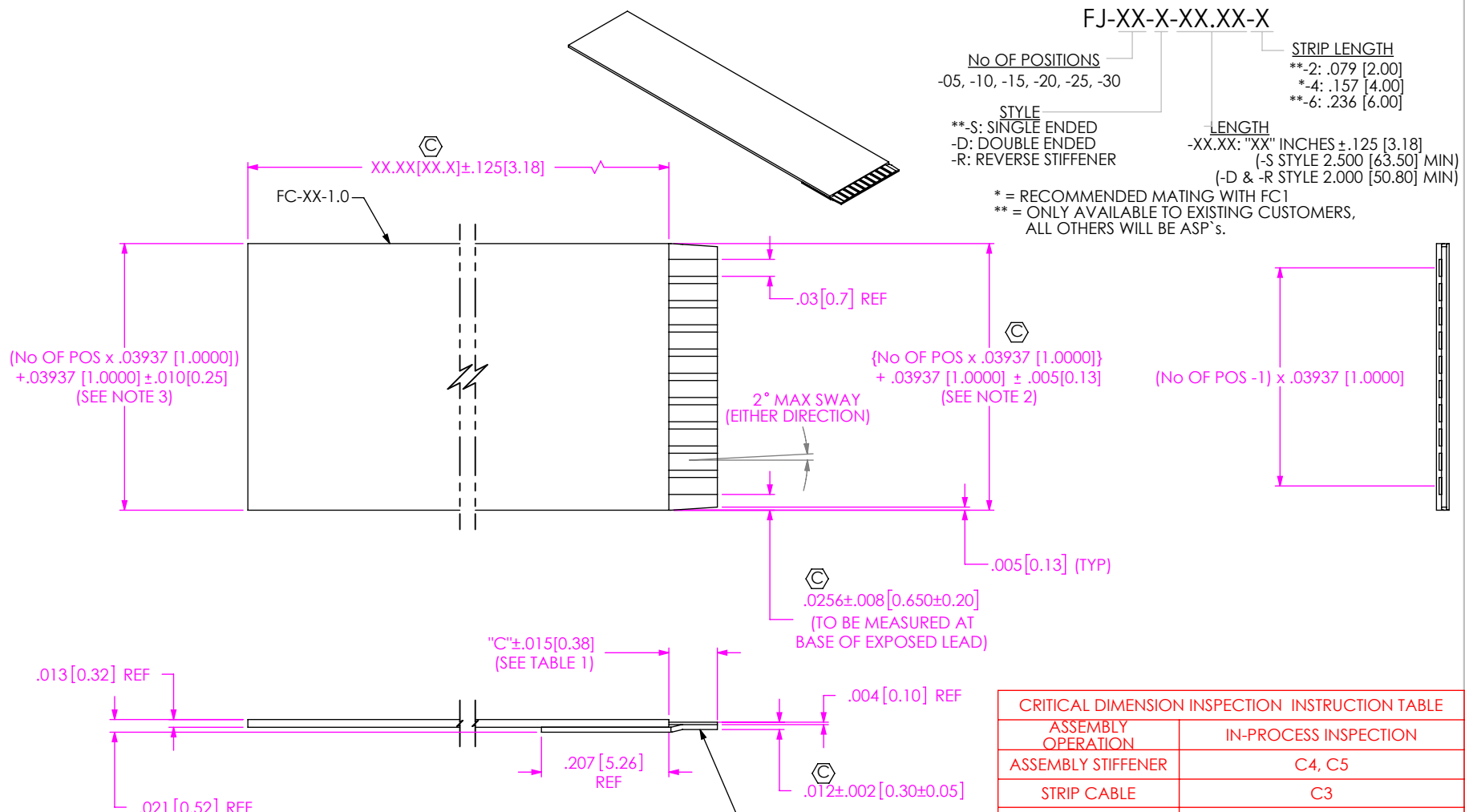
No OF POSITIONS
-05, -10, -15, -20, -25, -30

STYLE
**-S: SINGLE ENDED
-D: DOUBLE ENDED
-R: REVERSE STIFFENER

STRIP LENGTH
**-2: .079 [2.00]
*-4: .157 [4.00]
**-6: .236 [6.00]

LENGTH
-XX.XX: "XX" INCHES ±.125 [3.18]
(-S STYLE 2.500 [63.50] MIN)
(-D & -R STYLE 2.000 [50.80] MIN)

* = RECOMMENDED MATING WITH FC1
** = ONLY AVAILABLE TO EXISTING CUSTOMERS, ALL OTHERS WILL BE ASP's.



| CRITICAL DIMENSION INSPECTION INSTRUCTION TABLE | |
|---|-----------------------|
| ASSEMBLY OPERATION | IN-PROCESS INSPECTION |
| ASSEMBLY STIFFENER | C4, C5 |
| STRIP CABLE | C3 |
| TRIM STIFFENER | C1, C2, C6 |

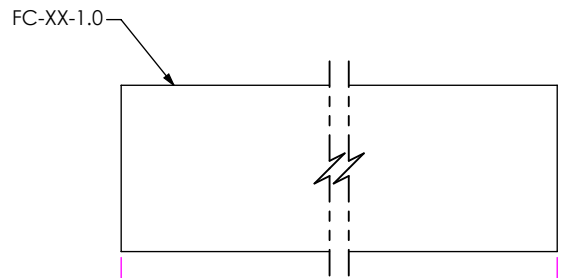
FIG 1
HAND BUILT
-S: SINGLE ENDED
(FJ-10-S-XX-2 SHOWN)

| STRIP LENGTH | "C" |
|--------------|-------------|
| -2 | .079 [2.00] |
| -4 | .157 [4.00] |
| -6 | .236 [6.00] |

NOTES:

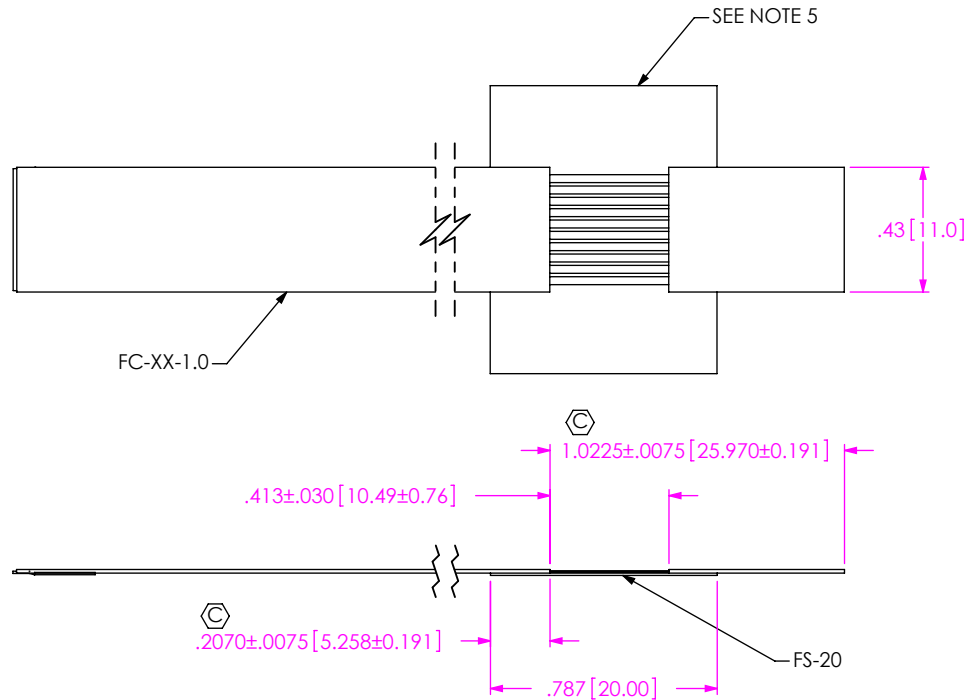
1. Ⓢ REPRESENTS A CRITICAL DIMENSION.
2. MEASURE WHERE STIFFENER AND CABLE ARE ATTACHED.
3. MEASURED ALONG LENGTH OF CABLE, EXCEPT WHERE STIFFENER IS ATTACHED TO CABLE.
4. NOTE DELETED.
5. STIFFENER IS TRIMMED TO CORRECT WIDTH.
6. NOTE DELETED.
7. DIMENSION TO BE MEASURED IN ALL 4 CORNERS.

| | | |
|--|---|---|
| <p>UNLESS OTHERWISE SPECIFIED, DIMENSIONS ARE IN INCHES. TOLERANCES ARE:</p> <p>DECIMALS ANGLES</p> <p>.XX: ±.01 [.25] 2°</p> <p>.XXX: ±.005 [.13]</p> <p>.XXXX: ±.0020 [.050]</p> | <p>PROPRIETARY NOTE</p> <p>THIS DOCUMENT CONTAINS CONFIDENTIAL AND PROPRIETARY INFORMATION AND ALL DESIGN, MANUFACTURING, REPRODUCTION, USE, PATENT RIGHTS AND SALES RIGHTS ARE EXPRESSLY RESERVED BY SAMTEC, INC. THIS DOCUMENT SHALL NOT BE DISCLOSED, IN WHOLE OR PART, TO ANY UNAUTHORIZED PERSON OR ENTITY NOR REPRODUCED, TRANSFERRED OR INCORPORATED IN ANY OTHER PROJECT IN ANY MANNER WITHOUT THE EXPRESS WRITTEN CONSENT OF SAMTEC, INC.</p> | <p>520 PARK EAST BLVD, NEW ALBANY, IN 47150 PHONE: 812-944-6733 FAX: 812-948-5047 e-Mail: info@SAMTEC.com code: 55322</p> |
| | | |



FOR -S: (XX.XX [XX.X] + .591 [15.16]) ±.050 [1.27]
 FOR -D & -R: (XX.XX [XX.X] + 1.181 [30.00]) ±.050 [1.27]

IN-PROCESS 1



IN-PROCESS 2
 (TYP ON BOTH ENDS FOR -D & -R STYLES)

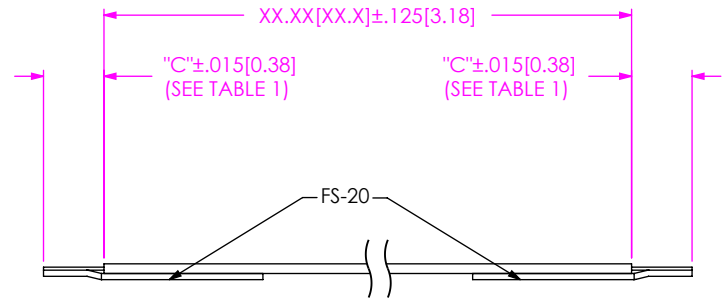


FIG 2
 -D: DOUBLE ENDED
 (SAME AS FIG 1, EXCEPT AS SHOWN)

(FIG 4 MAY BE SUBSTITUTED AT SAMTEC DISCRETION)

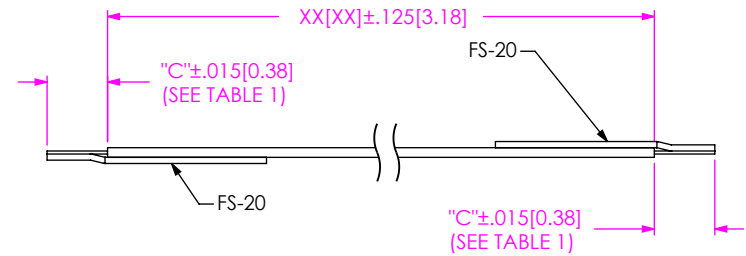


FIG 3
 -R: REVERSE STIFFENER
 (SAME AS FIG 1, EXCEPT AS SHOWN)

(FIG 5 MAY BE SUBSTITUTED AT SAMTEC DISCRETION)

PROPRIETARY NOTE
 THIS DOCUMENT CONTAINS CONFIDENTIAL AND PROPRIETARY INFORMATION AND ALL DESIGN, MANUFACTURING, REPRODUCTION, USE, PATENT RIGHTS AND SALES RIGHTS ARE EXPRESSLY RESERVED BY SAMTEC, INC. THIS DOCUMENT SHALL NOT BE DISCLOSED, IN WHOLE OR PART, TO ANY UNAUTHORIZED PERSON OR ENTITY NOR REPRODUCED, TRANSFERRED OR INCORPORATED IN ANY OTHER PROJECT IN ANY MANNER WITHOUT THE EXPRESS WRITTEN CONSENT OF SAMTEC, INC.

DO NOT SCALE DRAWING

SHEET SCALE: 3:1



520 PARK EAST BLVD, NEW ALBANY, IN 47150
 PHONE: 812-944-6733 FAX: 812-948-5047
 e-Mail: info@SAMTEC.com code: 55322

DESCRIPTION: .03937 [1.0000] FLEX CABLE JUMPER

DWG. NO. FJ-XX-X-XX.XX-X

BY: KEVIN B 3/29/99 SHEET 2 OF 3

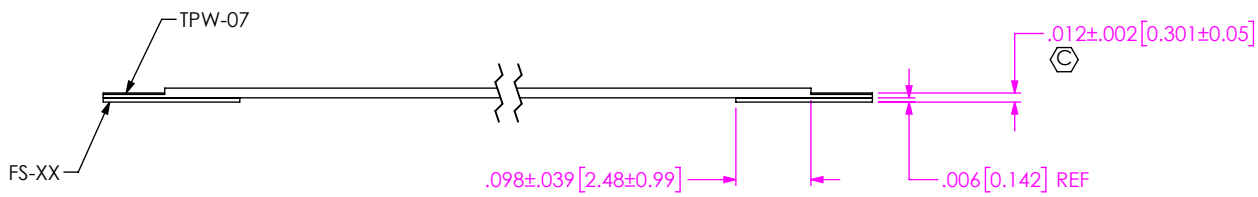
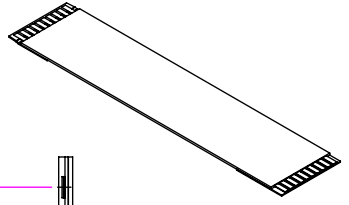
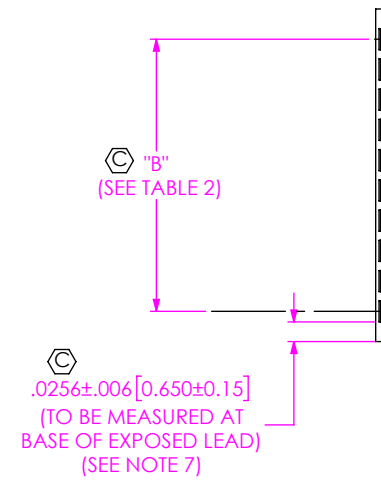
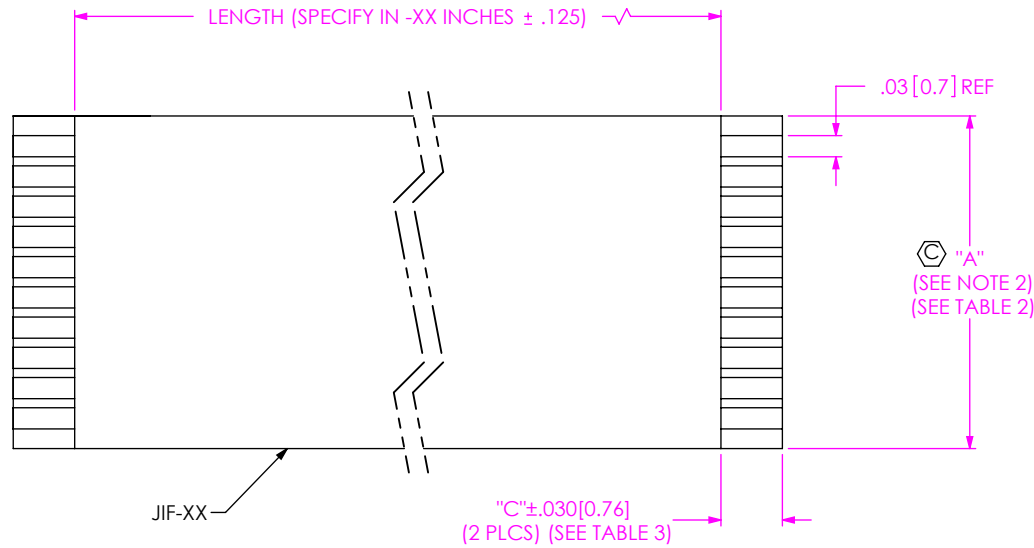


FIG 4
-D: DOUBLE ENDED
(FJ-10-D-XX.XX-4 SHOWN)

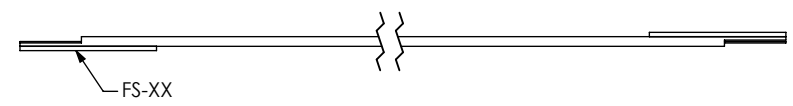


FIG 5
-R: REVERSE STIFFENER
(SAME AS FIG 4, EXCEPT AS SHOWN)

| NO. OF POS | "A" | "B" |
|------------|-------|-------|
| -05 | .236 | .157 |
| -10 | .433 | .354 |
| -15 | .630 | .551 |
| -20 | .827 | .748 |
| -25 | 1.024 | .944 |
| -30 | 1.221 | 1.142 |

| STRIP LENGTH | "C" |
|--------------|-------------|
| -4 | .157 [4.00] |
| -6 | .236 [6.00] |

| No. OF POSITIONS | "No. OF CUT CABLES" |
|------------------|---------------------|
| -5 | 6 |
| -10 | 3 |
| -15 | 2 |
| -20 | 1 |
| -25 | 1 |
| -30 | 1 |

| | TPW-07 | No. OF POS + 2 x (LENGTH + .314) |
|----|--------------------------|---|
| -4 | FS-13 (SEE STRIP LENGTH) | 6.30 / No. OF CUT CABLES (SEE TABLE 4) |
| | JIF-120 | 2 x (LENGTH + .314) / No. OF CUT CABLES (SEE TABLE 4) |
| -6 | TPW-07 | No. OF POS + 2 x (LENGTH + .472) |
| | FS-17 (SEE STRIP LENGTH) | 6.30 / No. OF CUT CABLES (SEE TABLE 4) |
| | JIF-120 | 2 x (LENGTH + .472) / No. OF CUT CABLES (SEE TABLE 4) |

PROPRIETARY NOTE
 THIS DOCUMENT CONTAINS CONFIDENTIAL AND PROPRIETARY INFORMATION AND ALL DESIGN, MANUFACTURING, REPRODUCTION, USE, PATENT RIGHTS AND SALES RIGHTS ARE EXPRESSLY RESERVED BY SAMTEC, INC. THIS DOCUMENT SHALL NOT BE DISCLOSED, IN WHOLE OR PART, TO ANY UNAUTHORIZED PERSON OR ENTITY NOR REPRODUCED, TRANSFERRED OR INCORPORATED IN ANY OTHER PROJECT IN ANY MANNER WITHOUT THE EXPRESS WRITTEN CONSENT OF SAMTEC, INC.

DO NOT SCALE DRAWING

SHEET SCALE: 2:1

520 PARK EAST BLVD, NEW ALBANY, IN 47150
 PHONE: 812-944-6733 FAX: 812-948-5047
 e-Mail: info@SAMTEC.com code: 55322

DESCRIPTION: .03937 [1.0000] FLEX CABLE JUMPER

DWG. NO. FJ-XX-X-XX.XX-X

BY: KEVIN B 3/29/99 SHEET 3 OF 3