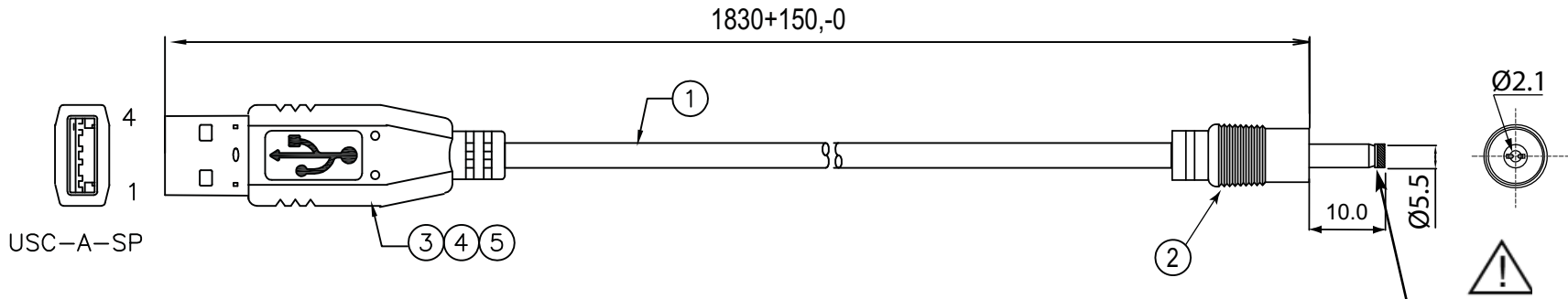


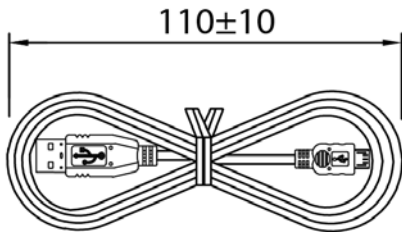
PROPRIETARY INFORMATION:
 PROPRIETARY OF GLOBTEK, INC. ANY REPRODUCTION, DISCLOSURE OR USE OF THIS DRAWING, IN WHOLE OR IN PART, IS HEREBY PROHIBITED EXCEPT AS SPECIFIED IN WRITING BY GLOBTEK, INC.

REVISION			
REV	DESCRIPTION	DATE	APPROVED
A	INITIAL RELEASE, RFS. 26529, BS	10/31/16	HM



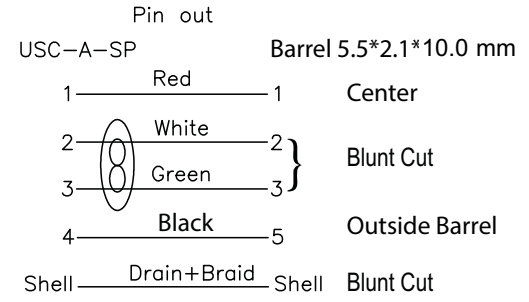
5	PE	PVC 45P-RO White
4	Tin	OD:1.0mm-RO
3	Conn.	USC-A-SP-S-W-RO White Insulation Shell Plated Nickel Contact Gold Plated 30u" USB TYPE A, White
2	Conn.	Female Barrel 5.5*2.1*9.5 mm, Cut Blunt 2&3/Shield, White
1	Cable	UL2725 (1P#28+AL)+2C#28-RO AEB OD 3.5 White
No	Title	Description

PACKING:
 HANKING, 400pcs PER MASTER CARTON



NOTES:
 1. Polarity is determined when the USB cable is connected to the PCB.

RELEASED
 By N.Frost at 11:07 am, Oct 31, 2016



DASH NO.	PART NO	REV.	DESCRIPTION	NOTES
TABULATION BLOCK				
		TOLERANCES: DECIMALS ANGULAR .xx +/- 0.1 +/- 1° .xxx +/- .005		GlobTek, Inc. www.globtek.com 186 Veterans Dr. Northvale, NJ 07647 Tel. 201-784-1000 Fax 201.784.0111
		MILLIMETERS ANGULAR .xx +/- 0.3 +/- 1° .xxx +/- .013		
INIT.BY: BS	DATE: 10/31/16	DWG TITLE: USC-BARREL L=1830 mm, 5.5*2.1*10, White		
DRAWN: NF	DATE: 10/31/16	FSCN No.: G, YL	SIZE: A	REV. A
APRVD: BS	DATE: 10/31/16	SCALE: NONE	PART NO: USBA1M8C10WH(R)	SHEET 1/1

Foot Note:
 Globtek Inc. will not be liable for the safety and performance of these power product if unauthorized access and repair occurs. End user should consult the applicable UL, CSA or EN Standards for proper installation instruction.

Limitation of Use:
 Globtek product are not authorized for use as mission critical components in life support, hazardous environment, nuclear or aircraft applications without prior written approval from the CEO of Globtek Inc.

Contents of this document are subject to change without prior notice