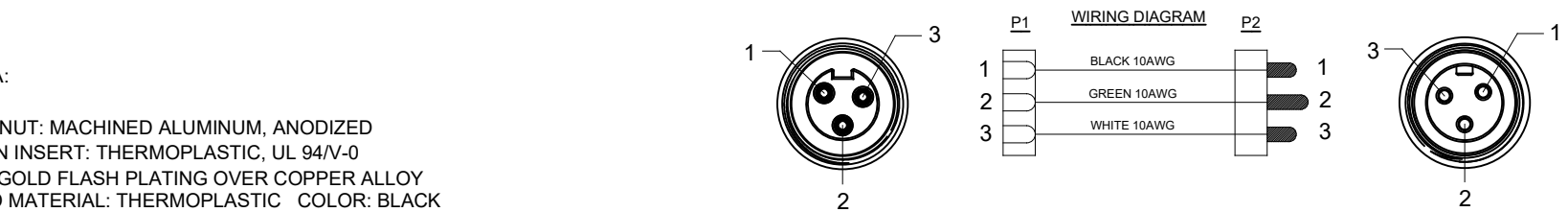
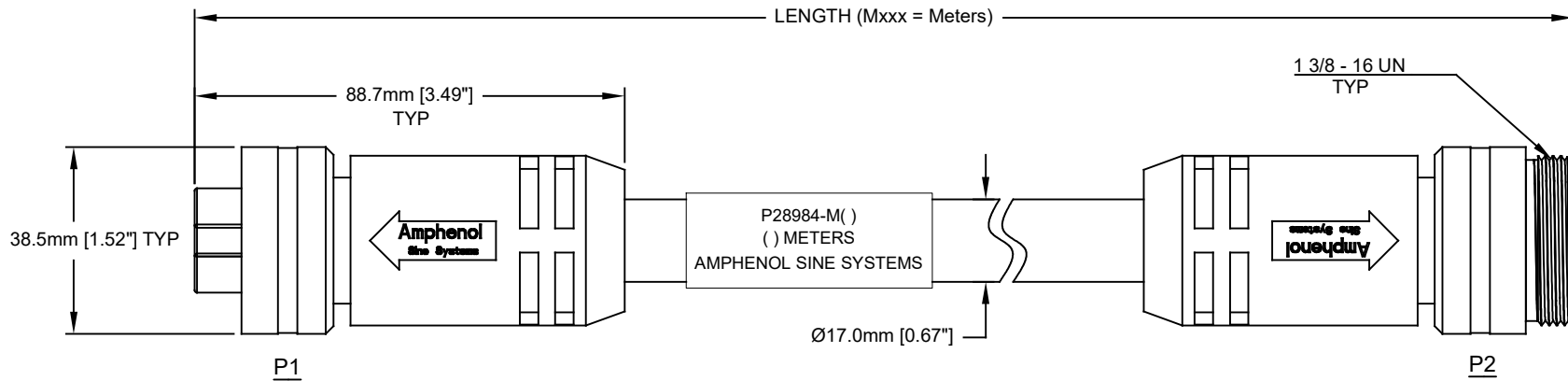



REVISIONS					
REV	ECO	DESCRIPTION	DATE	BY	APPR
A1	-	TECHNICAL DATA SHEET RELEASE	12-MAY-14	KMM	RFC



Amphenol P/N	MOLEX	TURCK
P28984-M*	CC3030A48M*	GSDAGKDA30-*M
P28984-M1	CC3030A48M010	GSDAGKDA30-010M
P28984-M2	CC3030A48M020	GSDAGKDA30-020M
P28984-M3	CC3030A48M030	GSDAGKDA30-030M
P28984-M5	CC3030A48M050	GSDAGKDA30-050M
P28984-M10	CC3030A48M100	GSDAGKDA30-100M

TOLERANCE	
0-2.99 M = +100.0/-25.0mm	0-9.99 FT = +4" / -1"
3-8.99 M = +150.0/-25.0mm	10.00-29.99 FT = +6" / -1"
9-14.99 M = +300.0/-25.0mm	30.00-49.99 FT = +12" / -1"
15-OVER M = +450.0/-25.0mm	50 FT-OVER = +18" / -1"

QUANTITY	PART NUMBER	DESCRIPTION	ITEM
<b>MATERIALS LIST</b>			
UNLESS OTHERWISE SPECIFIED		SIGNATURES	DATE
1) All dimensions are in metric (mm).		DRAWN: KMM	12-MAY-14
2) Tolerances are as follows:		CHECKED: MRF	12-MAY-14
1 PL DEC ±0.30   Fractions ±1/64		ENGINEER: KMM	
2 PL DEC ±0.15		APPROVAL: RFC	12-MAY-14
3 PL DEC ±0.08		CUSTOMER:	
3) Note reference =		THIS DRAWING IS SUPPLIED FOR INFORMATION ONLY. DESIGN FEATURES, SPECIFICATIONS AND PERFORMANCE DATA SHOWN HEREON ARE THE PROPERTY OF THE AMPHENOL CORPORATION. NO RIGHTS OF REPRODUCTION ARE IMPLIED. ALL DIMENSIONS ARE SUBJECT TO NORMAL MANUFACTURING VARIATIONS.	
MATERIAL SPECIFICATIONS:		CUSTOMER:	
PROCESS SPECIFICATIONS:		SCALE: FULL	
NEXT ASSY:		SIZE: C-	TYPE: P28984-Mxxx
		DWG NO: P28984-Mxxx	REVISION: A1
		SCALE: FULL	SHEET 1 OF 1



M35 POWERBOSS LITE, 3 PIN, M/F, 10 AWG, TC-ER/STOOW, PVC JACKET

**TECHNICAL DATA:**

- MATERIALS:**  
 COUPLING NUT: MACHINED ALUMINUM, ANODIZED  
 INSULATION INSERT: THERMOPLASTIC, UL 94/V-0  
 CONTACT: GOLD FLASH PLATING OVER COPPER ALLOY  
 OVERMOLD MATERIAL: THERMOPLASTIC COLOR: BLACK  
 CABLE RATING: UL LISTED DUAL RATED TC-ER/STOOW, CSA TYPE STOOW, FT4 FLAME RATING, 600V, 90°C DRY & 75°C WET (TC-ER), 105°C (STOOW)  
 CABLE JACKET MATERIAL: PVC COLOR: BLACK  
 CONDUCTOR INSULATION: PVC  
 NUMBER OF CONDUCTORS: (3) 10AWG
- ELECTRICAL DATA:**  
 CURRENT (MAX): 30A  
 VOLTAGE (MAX): 600V AC/DC  
 INSULATION RESISTANCE (MIN): 5000M OHMS  
 DIELECTRIC TEST VOLTAGE: 2200V  
 SHORT CIRCUIT AMPERAGE RATING: 65kA - BREAKERS AND FUSES
- MECHANICAL DATA:**  
 TEMPERATURE RANGE: -40°C TO 90°C  
 PROTECTION: IP67 (MATED CONDITION)  
 MATING CYCLES: >500  
 VIBRATION RESISTANCE PER MIL-STD-202 METHOD 204  
 THERMAL SHOCK PER MIL-STD-202 METHOD 207  
 48 HOUR SALT SPRAY PER MIL-STD-202 METHOD 101
- RoHS COMPLIANT**
- UL 2237 LISTED ASSEMBLY**  
 UL FILE NUMBERS: E339703

TITL#35 PB LITE, 3 PIN, M/F, 10AWG, TC-ER/STOOW, PVC JACKET  
 rev: A1  
 sh: 1  
 of: 1