



Series 150/151 Deci-Center™ Jumpers

FEATURES


- Wide Array of DIP Jumper Configurations and Wiring Possibilities
- Pitch Bars Maintain 0.100 [2.54] Conductor Spacing
- Easy Identification and Tracing with 10-color Cable

GENERAL SPECIFICATIONS

- PITCH BAR: black UL 94V-0 glass-filled 4/6 Nylon
- CABLE INSULATION: UL Style 2697 Polyvinyl Chloride (PVC)
- CABLE LAMINATE: self-extinguishing clear PVC
- CONDUCTORS: 28-AWG, 7/36-strand, Tinned Cu per ASTM B 33
- CONTACT CURRENT RATING: 1 amp at 10°C [50°F] above ambient
- CABLE VOLTAGE RATING: 300V
- CABLE TEMPERATURE RATING: -176°F [80°C]
- CABLE CAPACITANCE: 13.0pF/ft. [42.7pF/meter] nominal at 1MHz
- CROSSTALK: 10' sample, 5ns Rise Time with 2 lines driven; Near end 4.7%; Far end 4.3% nominal
- INSULATION RESISTANCE: 1010Ω (10 ft. [3 meters] min.)

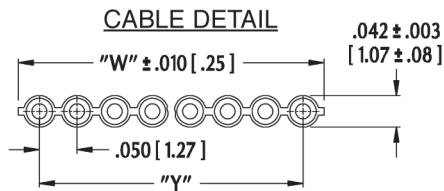
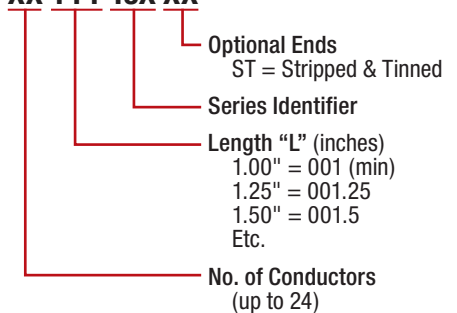
MOUNTING CONSIDERATIONS

- SUGGESTED PCB HOLE SIZE: 0.033 ±0.002 [0.86 ±0.05] dia.

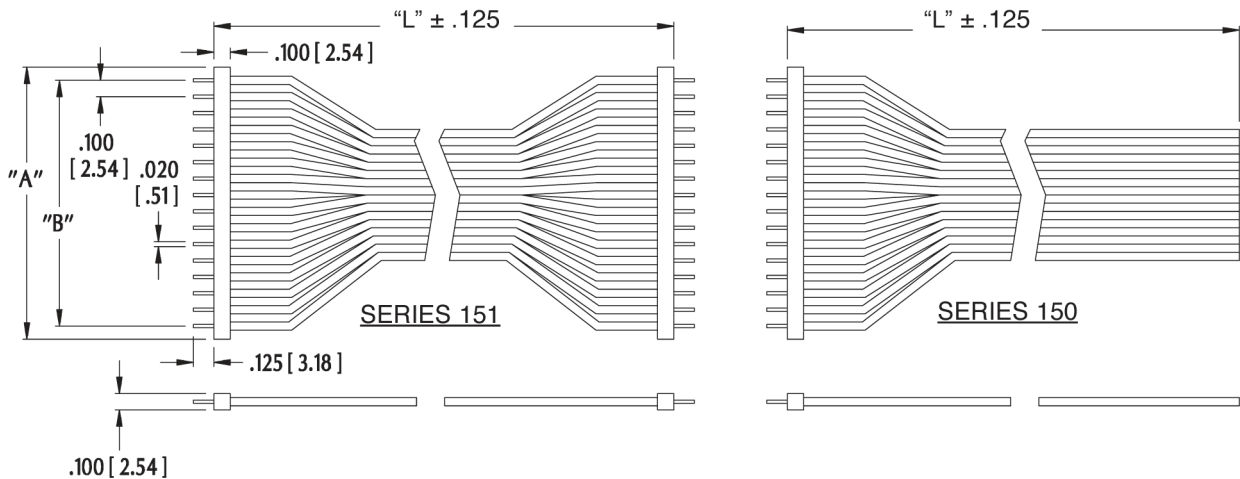


ORDERING INFORMATION

XX-YYY 15X XX



$"A" = (\text{NO. OF CONDUCTORS} \times 0.100) + 0.060 [1.52]$
 $"B" = (\text{NO. OF CONDUCTORS} - 1) \times 0.100 [2.54]$
 $"W" = (\text{NO. OF CONDUCTORS} \times 0.050 [1.27]) + 0.005 [0.08]$
 $"Y" = (\text{NO. OF CONDUCTORS} - 1) \times 0.050 [1.27]$



ALL DIMENSIONS: INCHES [MILLIMETERS]
 ALL TOLERANCES: ±0.005 [0.13] UNLESS OTHERWISE SPECIFIED
 CONSULT FACTORY FOR OTHER SIZES AND CONFIGURATIONS

CUSTOMIZATION: ARIES SPECIALIZES IN CUSTOM DESIGN AND PRODUCTION. SPECIAL MATERIALS, PLATINGS, SIZES, AND CONFIGURATIONS CAN BE FURNISHED, DEPENDING ON QUANTITY.
 ARIES RESERVES THE RIGHT TO CHANGE PRODUCT GENERAL SPECIFICATIONS WITHOUT NOTICE
 PRINTOUTS OF THIS DOCUMENT MAY BE OUT-OF-DATE AND SHOULD BE CONSIDERED UNCONTROLLED