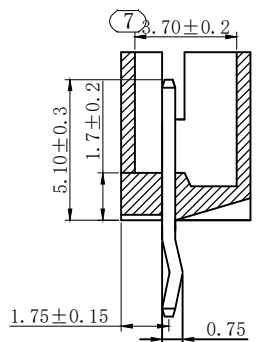
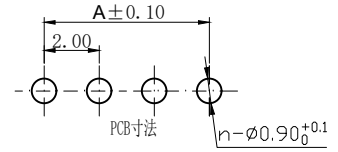
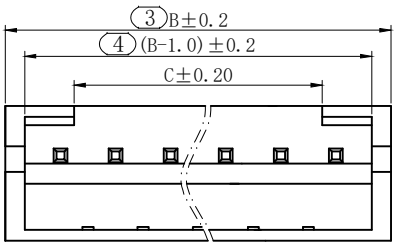
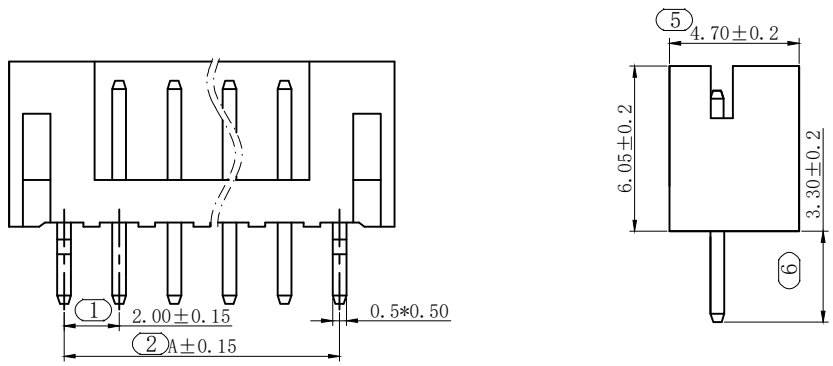
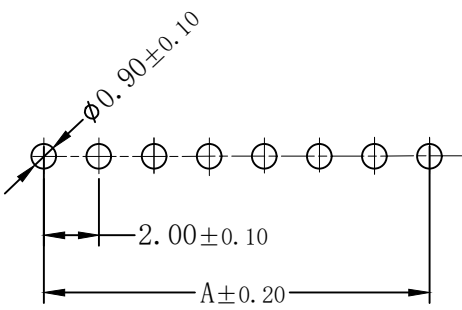


REV.	DESCRIPTION	DATE
A/0	新版发行	230509

- 技术要求:
- 1、塑件材料: PA66 (UL-94V-0)
  - 2、接触件: 黄铜镀锡
  - 3、接触电阻:  $\leq 10m\Omega$
  - 4、绝缘电阻:  $\geq 1000M\Omega$
  - 5、额定电压: 250V AC DC
  - 6、额定电流: 2.0A AC DC
  - 7、耐压: 能承受1000V AC/Minute
  - 8、工作温度:  $-25^{\circ} \sim +85^{\circ}$
  - 9、可焊性试验: 浸锡面积 $\geq 95\%$ 温度 $235^{+5}_{-0}$ , 时间  $2.5 \pm 0.5$ 秒
  - 10、铅和镉等六大有害物质含量要符合环保要求



Circuits	Dimensions (mm)	
	A	B
02	2.00	6.00
03	4.00	8.00
04	6.00	10.00
05	8.00	12.00
06	10.00	14.00
07	12.00	16.00
08	14.00	18.00
09	16.00	20.00
10	18.00	22.00
11	20.00	24.00
12	22.00	26.00
13	24.00	28.00
...	...	...
20	38.00	44.00



SUGGESTED PCB LAYOUT  
(COMPONENT SIDE)

序号	名称	材料	数量	附注
2	端子 Contact	黄铜	n×1	电镀层: 整个表面镀锡30u*MIN, 厚度 80u*MIN.
1	基板 Wafer	PA66(UL94V-0)	1	白色

GENERAL TOLERANCES				DRAWN BY	Bossie (博锡)		
0.X	±0.25	X.*	±3°	CHK. BY			
0.XX	±0.12			APRV. BY			
0.XXX	±0.05	X.X*	±0.5°	DRAWING NO.	SHEET	PROD. NAME	
UNIT	SIZE	SCALE			1 OF 1	PART NO.	PH 2.0 直针 5P
MM	A4	1:1				BX-PH2.0-5PZZ	
				TITLE			

借用登记  
旧底图总号  
底图总号  
签字  
日期