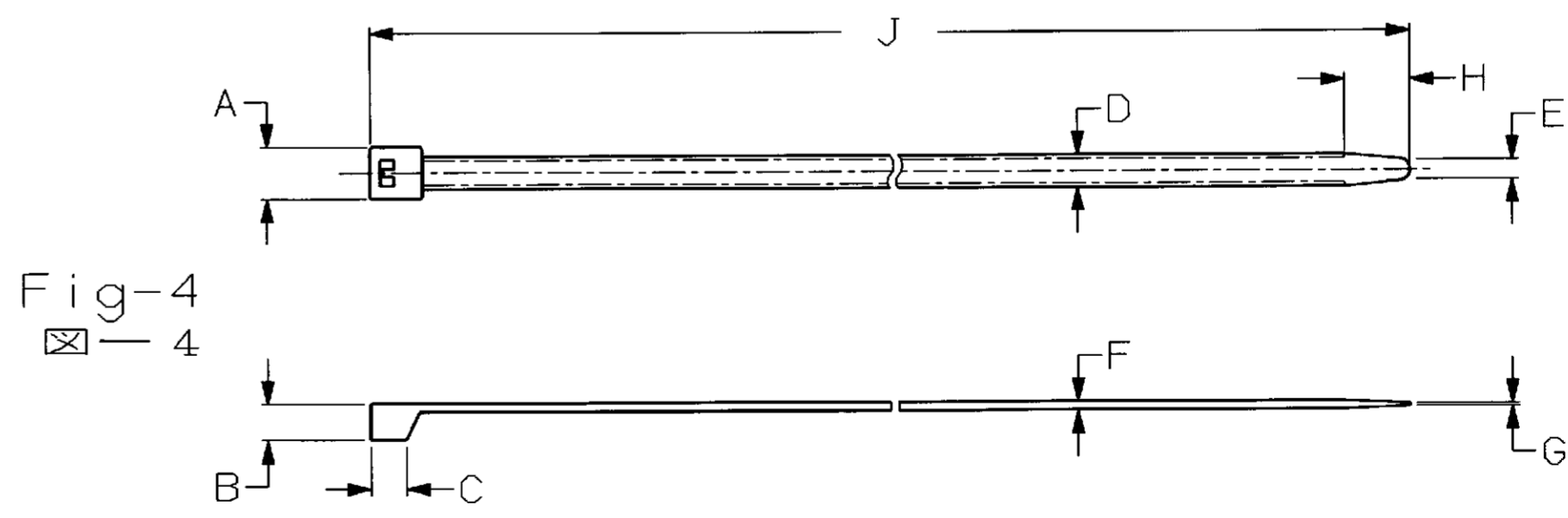
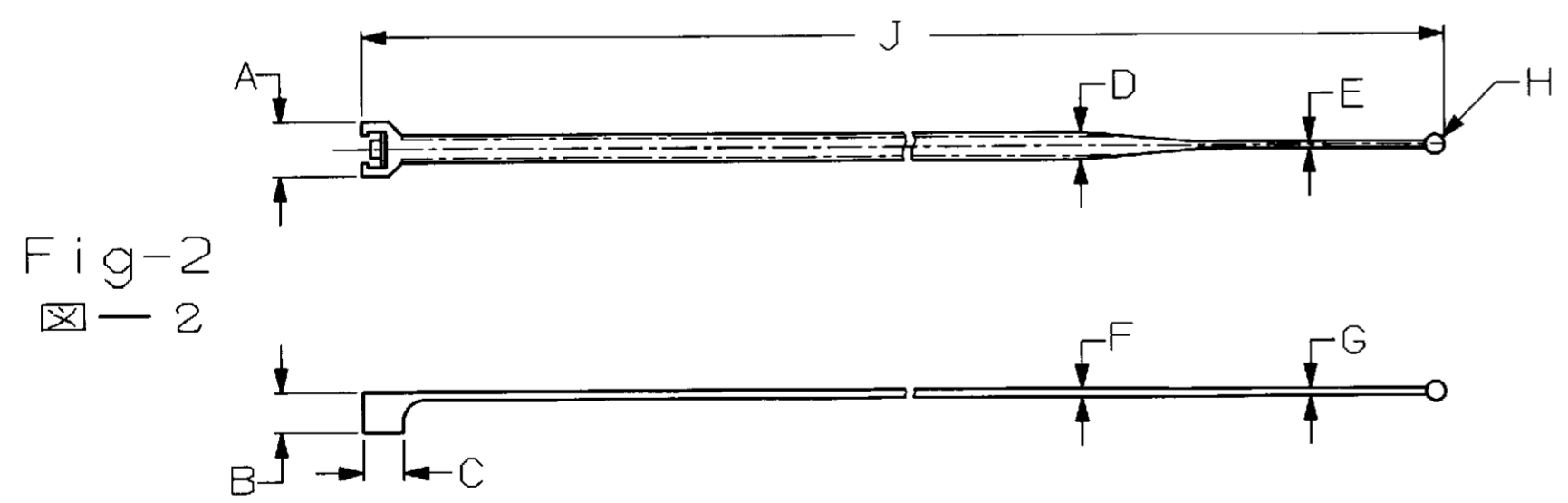
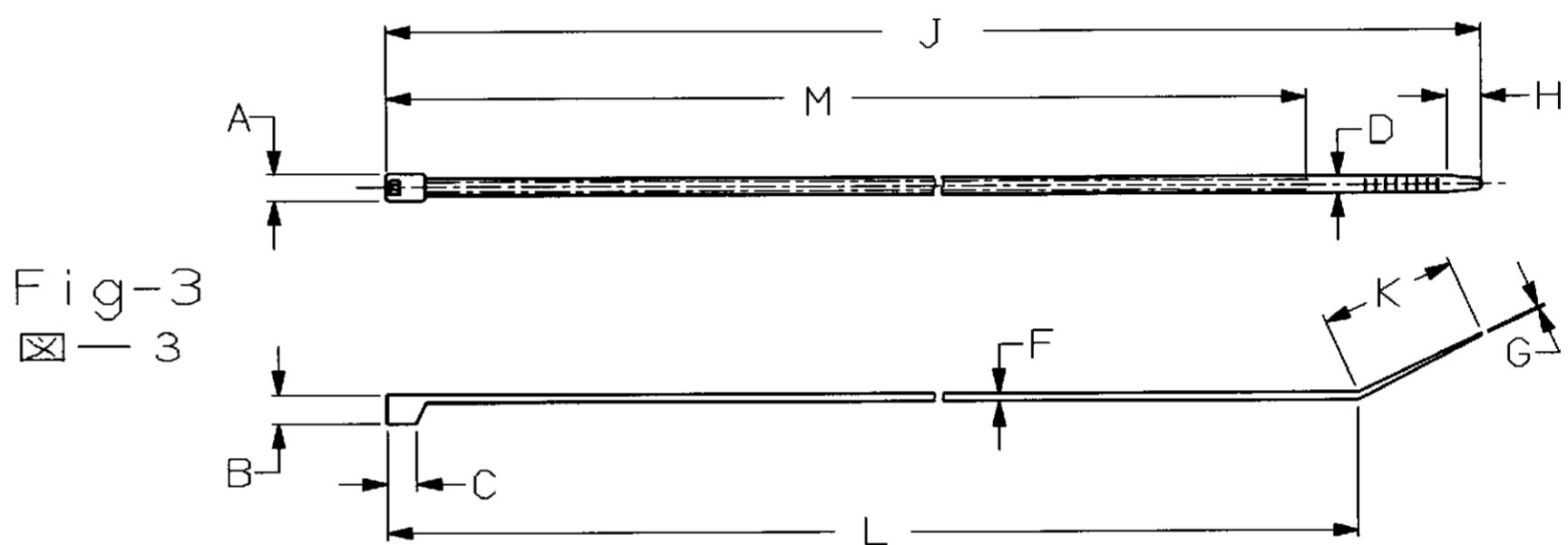
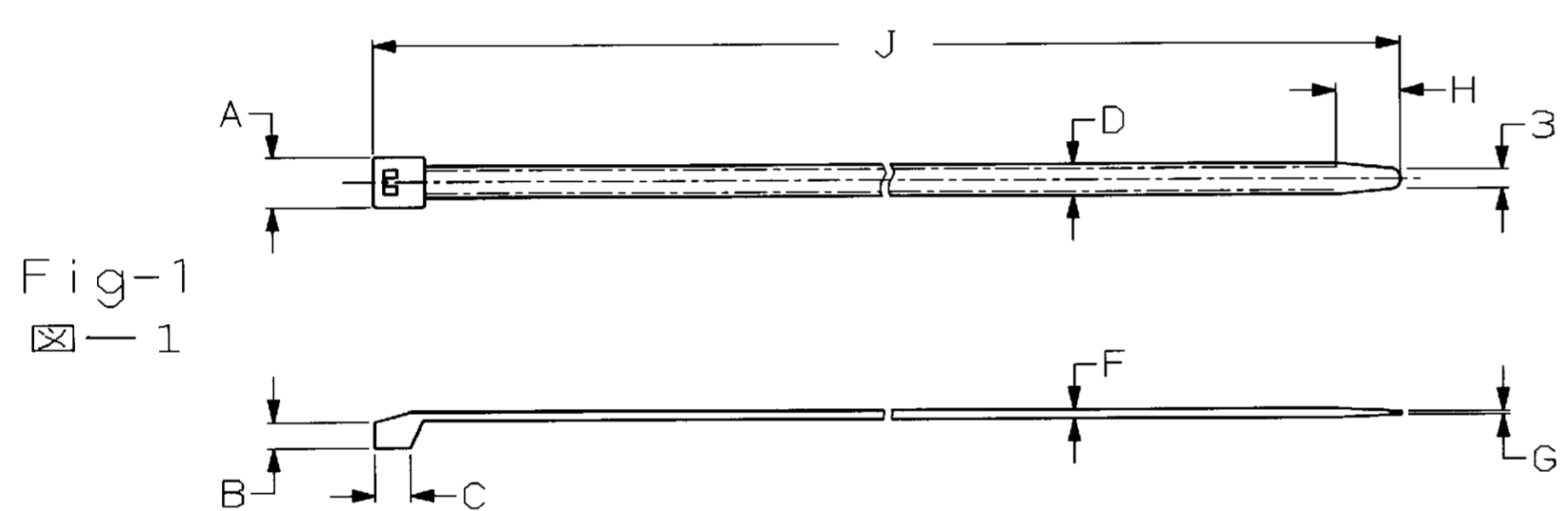


REVOLUTIONS		変更	ECN	DATE	DWN	APVD
J						
M	REDRAWN W/CHANGE		FJ00-0601-98	30MAR98	AY	AB
M1	ECO-10-000030			05JAN10	KK	AEG
M2	REVISED PER ECR-19-001123			27JUN19	Y.O	E.T

AMP PARTS NUMBER 型番	DIA 束線径 mm	Fig 図	DIMENSION 寸法													
			A	B	C	D	E	F	G	H	J	K	L	M		
1 171353-1	1~21	3	4.4	4.1	4.3	2.5	1.5	1.15	0.7	5.0	100.0	19.0	82.0	75.0		
2	2~32	2	6.8	4.5	5.0	3.3	∅0.9	1.3	∅0.9	∅2.5	154.0	—	—	—		
3	3~37	4	6.0	5.0	5.0	3.4	2.4	1.2	0.4	7.0	145.0	—	—	—		
4	3~44	2	7.5	5.8	5.8	4.0	∅1.0	1.2	∅1.0	∅2.8	186.0	—	—	—		
5	171353-5	1	7.0	4.0	5.5	4.0	2.0	1.15	0.3	7.0	185.0	—	—	—		
6	171353-6	1	7.6	5.5	5.5	4.5	3.0	1.3	0.4	10.0	185.0	—	—	—		
7	171353-7	4	8.0	5.5	5.5	5.0	3.0	1.3	0.4	12.0	365.0	—	—	—		
8 171353-8	10~100	4	11.8	7.3	7.0	7.8	5.0	2.0	0.6	10.0	365.0	—	—	—		
9 171353-9	3~50	4	7.6	5.5	5.5	4.5	3.0	1.3	0.4	10.0	185.0	—	—	—		
△ 10	1-171353-1	3	4.4	4.1	4.3	2.5	1.5	1.15	0.7	5.0	100.0	19.0	82.0	75.0		
△ 11	1-171353-2	3	4.4	4.1	4.3	2.5	1.5	1.15	0.7	5.0	100.0	19.0	82.0	75.0		
12	1-171353-3	3	4.8	4.0	4.4	2.5	—	1.2	—	—	101.5	—	—	—		



- △ 1-171353-1 : DYED BLACK
- △ 1-171353-2 : UL94V-0
- △ OBSOLETE PARTS
- △ 1-171353-1は 黒色に染色。
- △ 1-171353-2は 難燃性 UL-94V-0.

THIS DRAWING IS A CONTROLLED DOCUMENT FOR AMP INCORPORATED. IT IS SUBJECT TO CHANGE AND THE CONTROLLING ENGINEERING ORGANIZATION SHOULD BE CONTACTED FOR THE LATEST REVISION.		CHK A. Yamaguchi	DATE 30MAR98	INSULATION DIA 絶縁外径
DIMENSIONS 単位 純 mm	TOLERANCES UNLESS OTHERWISE SPECIFIED 一般公差 ±0.4	APVD 30MAR98	NAME SK バインダー ケーブル タイ	
MATERIAL 材料 66 ナイロン PA66	FINISH 仕上	PRODUCT SPEC 製品規格	SK BINDER CABLE TIE	
CUSTOMER DRAWING		APPLICATION SPEC 取付適用規格	SIZE A2	CAGE CODE 00779
			DRAWING NO. 171353	RESTRICTED TO ---
			SCALE 尺度 1:1	SHEET OF REV M2