




Energy & Power > Power Cable Accessories > Joints & Splices



Joints & Splice Product Availability: EMEA

Joints & Splice Technology: Cold Applied, Cold Shrink

Joints & Splice Voltage Class: ≤ 1 kV

Joint & Splice Application Type: Inline

Joints & Splice Product Type: Wrap-Around Splice Closure

## Features

### Product Type Features

Case Seal	Gel
Component Design	PowerGel Sealing Gel
Filler	PowerGel
Cable Seal	Gel
Adhesive Coating	Silicone Gel
Joints & Splice Technology	Cold Applied, Cold Shrink
Joints & Splice Product Type	Wrap-Around Splice Closure
Closing Method	Snap
Strain Relief	No

### Configuration Features

Number of Main Wires (Max)	1
----------------------------	---

### Electrical Characteristics

Joints & Splice Voltage Class	≤ 1 kV
-------------------------------	--------

### Body Features

Flexibility	Semi-Flexible
Color	Black

### Mechanical Attachment



Mechanical Reinforcement	Cable Ties
--------------------------	------------

### Dimensions

Cable Diameter (Min) (Main)	20 mm
Sleeve Length	300 mm[12 in]
Application Diameter (Min)	20 mm[.8 in]
Application Diameter (Max)	38 mm[1.5 in]
	250 – 750 AWG/kcmil
Cable Cross-Section (Max) (Main)	500 mm <sup>2</sup>
Cable Cross-Section (Min) (Main)	150 mm <sup>2</sup>
Cable Diameter (Max) (Main)	50 mm
Joints & Splice Conductor Diameter	.8 – 1.5 mm[20 – 50 in]

### Usage Conditions

Environmental Resistance	Yes
Operating Temperature Range	-40 – 95 °C
Chemical Resistance	Motor Oil, Hydrochloric Acid, Sodium Chloride, Sodium Hydroxide, Water & Humic Acids

### Operation/Application

Emission Free	Yes
Non-Toxic & Non-Corrosive Emission Isocyanate-Free	Yes
Non-Toxic & Non-Corrosive Emission	Yes
Solvent-Free	Yes
Marine-Offshore-Shipbuilding Certified	No
Emission Free Label-Free Acc (REACH & CLP)	Yes
Low Smoke Emission	No
Halogen Free	Yes
Mechanical Resistance	Against Mechanical Impact
UV-Stabilized	Yes
Silicone-Free	No
Joint & Splice Application Type	Inline
Free of Lead, Cadmium, Heavy Metals	Yes

### Industry Standards

CSA Certified	No
---------------	----



Standards	ANSI C119.1, EN 50393
-----------	-----------------------

UL Rating	No
-----------	----

### Product Availability

Joints & Splice Product Availability	EMEA
--------------------------------------	------

Minimum Order Quantity	12
------------------------	----

### Packaging Features

Standard Pack	12
---------------	----

Minimum Packaging Unit	1
------------------------	---

Packaging Quantity	1
--------------------	---

Packaging Method	Bag
------------------	-----

### Other

Other Colors Available	No
------------------------	----

Product Use	Outdoor, Overhead & Direct Buried
-------------	-----------------------------------

## Product Compliance

[For compliance documentation, visit the product page on TE.com>](#)

EU RoHS Directive 2011/65/EU	Compliant
------------------------------	-----------

EU ELV Directive 2000/53/EC	Compliant
-----------------------------	-----------

China RoHS 2 Directive MIIT Order No 32, 2016	No Restricted Materials Above Threshold
---	---

EU REACH Regulation (EC) No. 1907/2006	Current ECHA Candidate List: JUNE 2023 (235) Candidate List Declared Against: JAN 2021 (211) Does not contain REACH SVHC
--	--

Halogen Content	Low Halogen - Br, Cl, F, I < 900 ppm per homogenous material. Also BFR/CFR/PVC Free
-----------------	---

Solder Process Capability	Not applicable for solder process capability
---------------------------	--

#### Product Compliance Disclaimer

This information is provided based on reasonable inquiry of our suppliers and represents our current actual knowledge based on the information they provided. This information is subject to change. The part numbers that TE has identified as EU RoHS compliant have a maximum concentration of 0.1% by weight in homogenous materials for lead, hexavalent chromium, mercury, PBB, PBDE, DBP, BBP, DEHP, DIBP, and 0.01% for cadmium, or qualify for an exemption to these limits as defined in the Annexes of Directive 2011/65/EU (RoHS2). Finished electrical and electronic equipment products will be CE marked as required by Directive 2011/65/EU. Components may not be CE marked. Additionally, the part numbers that TE has identified as EU ELV compliant have a maximum concentration of 0.1% by weight in homogenous materials for lead, hexavalent chromium, and mercury, and 0.01% for cadmium, or qualify for an exemption to these limits as defined in the Annexes of Directive 2000/53/EC (ELV). Regarding the REACH Regulation, the information TE provides on SVHC in articles for this part number is based on the latest European Chemicals Agency (ECHA) 'Guidance on

requirements for substances in articles' posted at this URL: <https://echa.europa.eu/guidance-documents/guidance-on-reach>

## Compatible Parts



TE Part # F24535-000  
GELWRAP-UF-200(B10)



TE Part # 709794-000  
GELWRAP-50/20-200(B12)



TE Part # A97829-000  
GELWRAP-50/20-400(B12)



TE Part # C76897-000  
GELWRAP-50/20-350(B12)



TE Part # D61559-000  
GELWRAP-50/20-250(B12)

## Also in the Series | RAYCHEM GelWrap

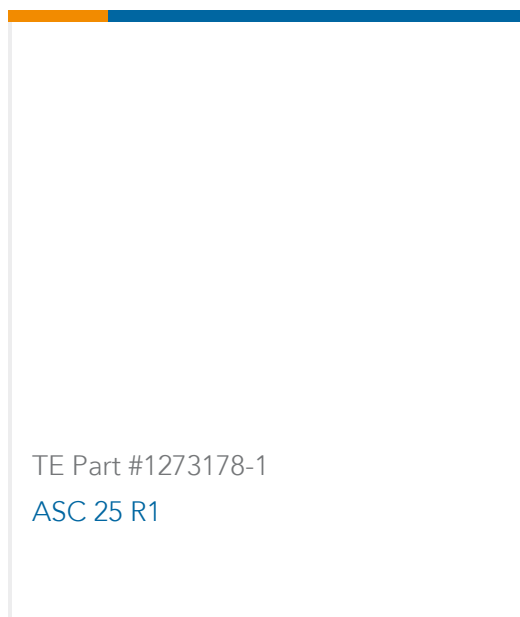


Joints & Splices(24)

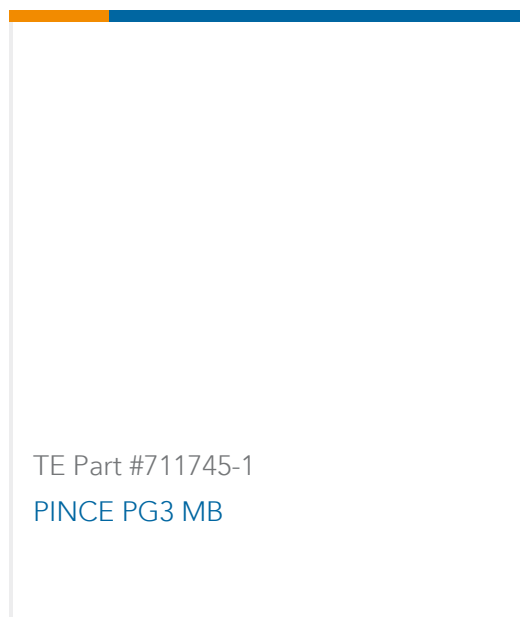
## Customers Also Bought



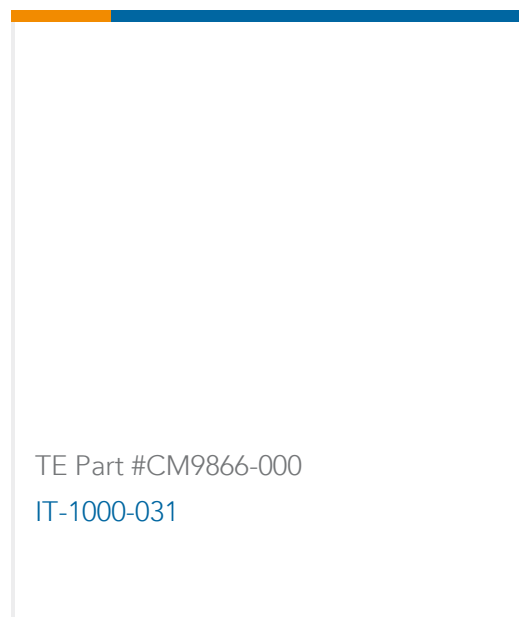
TE Part #F80781-000  
GELWRAP-R-75/25-350(B10)



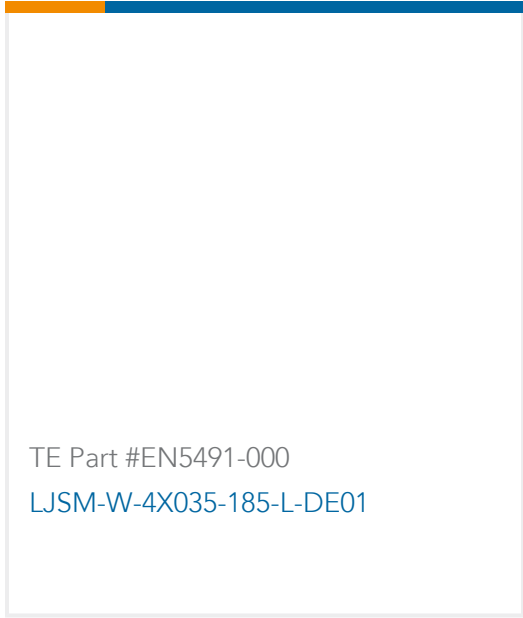
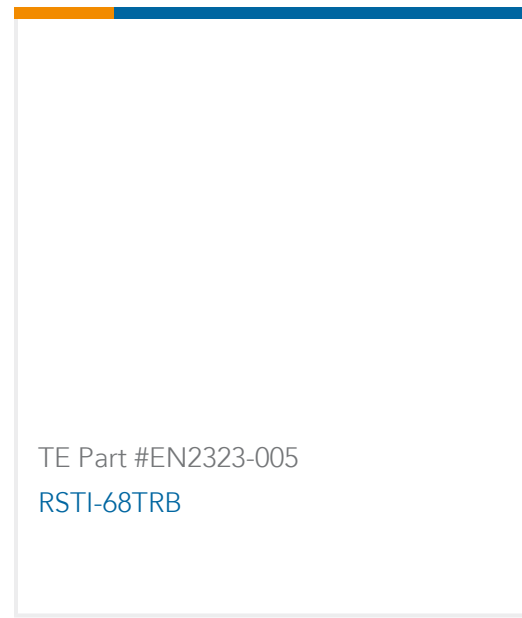
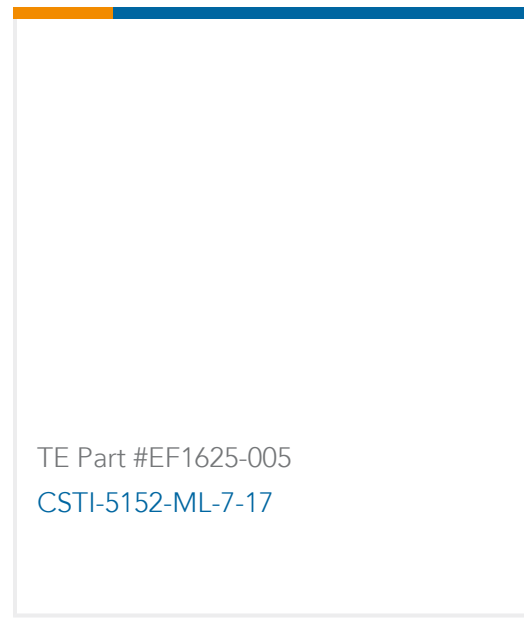
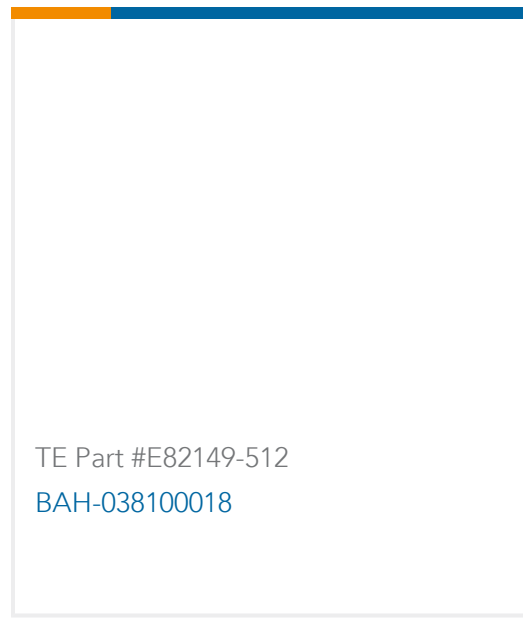
TE Part #1273178-1  
ASC 25 R1



TE Part #711745-1  
PINCE PG3 MB



TE Part #CM9866-000  
IT-1000-031



## Documents

### Product Drawings

[GELWRAP-50/20-300\(B12\)](#)

English

---

### Datasheets & Catalog Pages

[GELWRAP-WRAPAROUND-SLEEVE-CABLE-ACCESSORIES](#)

English