

PART NO.	ENGINEERING NO.	FINISHED LENGTH
1300060034	104006K03M010	1M (3 FT 3.37 IN)
1300061153	104006K03M020	2M (6 FT 6.74 IN)
1300062565	104006K03M030	3M (9 FT 10.11 IN)
1300062566	104006K03M050	5M (16 FT 4.85 IN)
1300062567	104006K03M100	10M (32 FT 9.70 IN)

CABLE LENGTH TOLERANCES

<.3M [1FT]: +19mm-0 [+.75in-0]

.3 - .9M [1 - 3FT]: +44.5mm-0 [+1.75in-0]

.9 - 1.8M [3 - 6FT]: +55.6mm-0 [+2.19in-0]

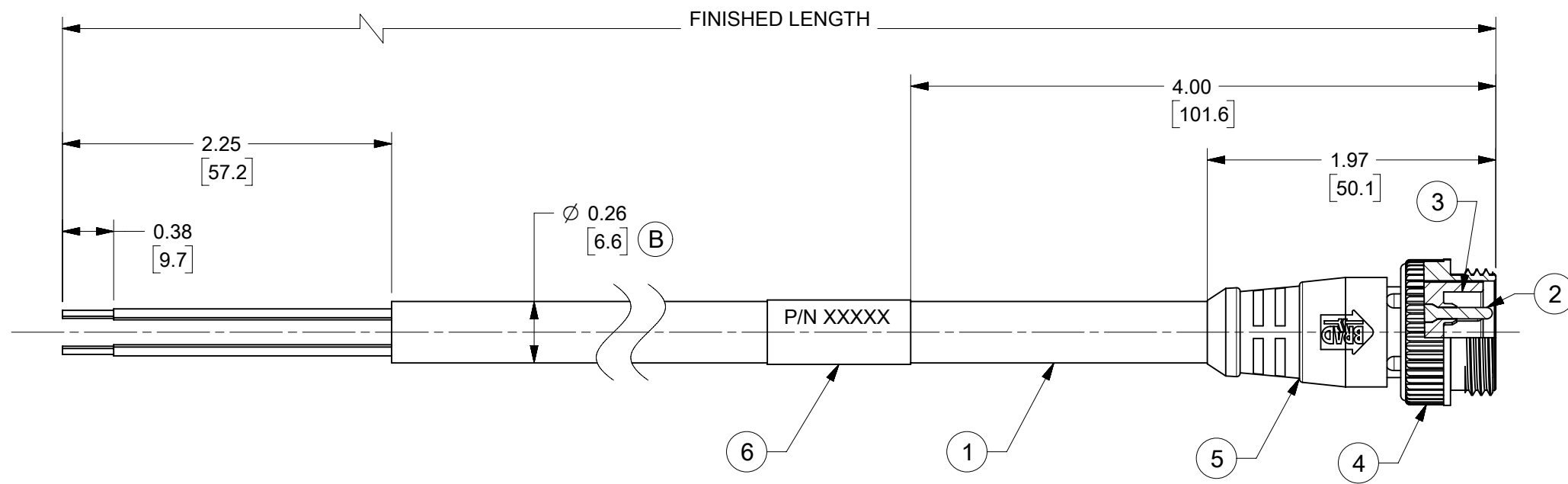
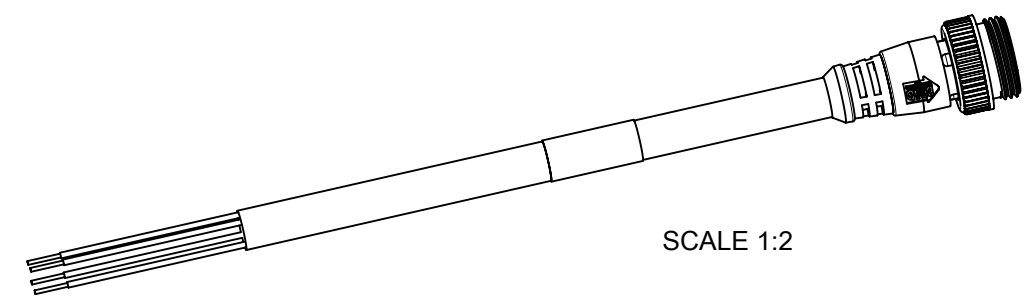
1.8 - 3.7M [6 - 12FT]: +88.9mm-0 [+3.50in-0]

3.7 - 7.3M [12 - 24FT]: +165.1mm-0 [+6.50in-0]

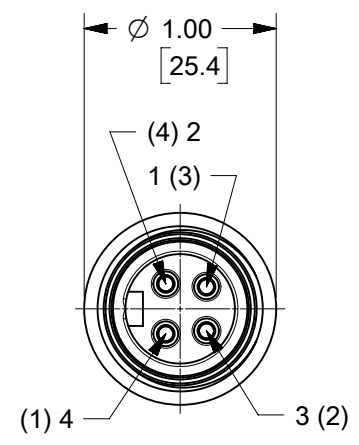
7.3-14.6M [24 - 48FT]: +317.5mm-0 [+12.50in-0]

14.6 - 30.5M [48-100FT]: +622.3mm-0 [+24.50in-0]

OVER 30M [100FT] +2% OF FINISHED LENGTH



MALE FACE VIEW



CENELEC EN 50 044 PINOUT SHOWN
(SAE-J-1738A SHOWN IN PARENTHESIS)

WIRING DIAGRAM

BLACK	4 (1)
BLUE	3 (2)
BROWN	1 (3)
WHITE	2 (4)

- NOTES:**
- MATERIAL: AS NOTED
 - FINISH: AS NOTED
 - ELECTRICAL:
VOLTAGE: 300V
CURRENT: 5.6A
 - TEMP RATING: -20°C TO +105°C (B)
 - PROTECTION: IP67 (WHEN MATED)
 - CSA CERTIFIED FILE: LR6837 (B)
 - COUPLING THREAD: 7/8"-16 UN
 - ALL DIMS ARE FOR REFERENCE UNLESS TOLERANCED OR NOTED OTHERWISE

PART NUMBER LEGEND

104006K03M030

FINISH LENGTH
M003 = .3 METER
M030 = 3 METER
M300 = 30 METER

MECHANICAL CHARACTERISTICS: (B)

TORSIONAL FLEX TEST	10 MILLION CYCLES PER MIL-C-13777G
BEND FLEX TEST	10 MILLION CYCLES PER MIL-C-13777G
WELD SLAG RESISTANCE	WOODHEAD STANDARD S-300

ITEM	DESCRIPTION	MATERIAL	FINISH
6	WRAP LABEL	VINYL	BLACK/YELLOW
5	OVERMOLD	TPE	YELLOW
4	COUPLING NUT	ZINC DIE-CAST	BLACK E-COAT
3	MALE INSERT	TPE	YELLOW
2	PIN CONTACT	Cu ALLOY	GOLD OVER NICKEL
1	CABLE, #18-4, ITC/PLTC	TPE JACKET	YELLOW

FUNCTIONAL SYMBOLS	THIS DRAWING CONTAINS INFORMATION THAT IS PROPRIETARY TO MOLEX ELECTRONIC TECHNOLOGIES, LLC AND SHOULD NOT BE USED WITHOUT WRITTEN PERMISSION			
DIMENSION UNITS: INCH/MM SCALE: 1:1 GENERAL TOLERANCES (UNLESS SPECIFIED) ANGULAR TOL ± °	CURRENT REV DESC: UPDATED MATERIAL TABLE, TOL. CHART & TEMP RATING, ADDED UL, MECH CHARACTERISTICS & CABLE DIA. EC NO: 701162 DRWN: AKABADI 2022/01/11 CHKD: RSTONE 2022/03/30 APPR: BWOODMAN 2022/04/08	MINI-CHANGE CORDSET, A-SIZE 4 POLE, MALE, STRAIGHT, SINGLE KEY, 18 AWG TPE HI-FLEX		
DIVISIONAL SYMBOLS	4 PLACES ± 3 PLACES ± 2 PLACES ± 1 PLACE ± 0 PLACES ±	INITIAL REVISION: DRWN: ALEON01 2019/06/14 APPR: BWOODMAN 2019/06/28	PRODUCT CUSTOMER DRAWING DOCUMENT NUMBER: 1300062565 DOC TYPE: PSD DOC PART: 000 REVISION: B	
DRAFT WHERE APPLICABLE MUST REMAIN WITHIN DIMENSIONS THIRD ANGLE PROJECTION DRAWING: B-SIZE SERIES: 130006	MATERIAL NUMBER: SEE TABLE	CUSTOMER:	SHEET NUMBER: 1 OF 1	