



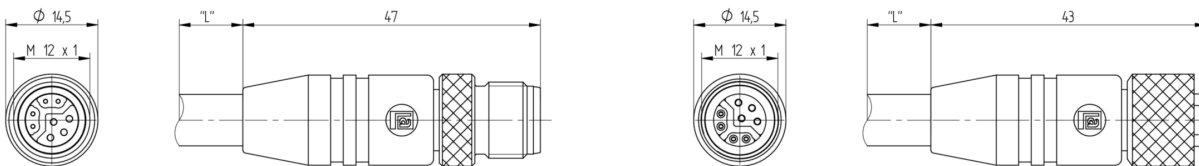
Product: [RSTS 8Y-RKTS 8Y-922](#)

Fast Ethernet Cat5e Data Double-Ended Cordset: Male straight Y-coded black M12 Hybrid to female straight Y-coded black M12 Hybrid, shielded, 50 V AC/DC, Power: 6 A; Data: 0.5 A; PUR black cable, 8-wires, Data: 4x0.15 mm² + Power: 4x0.75 mm²

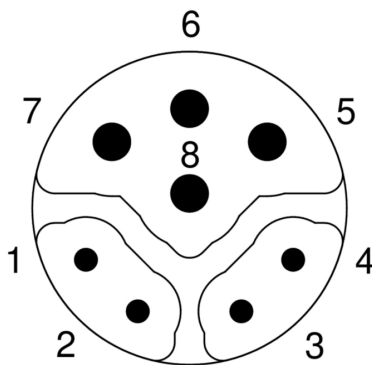
Product Description

Fast Ethernet Cat5e Data Double-Ended Cordset: Male straight Y-coded black M12 Hybrid to female straight Y-coded black M12 Hybrid, shielded, 50 V AC/DC, Power: 6 A; Data: 0.5 A; PUR black cable, 8-wires, Data: 4x0.15 mm² + Power: 4x0.75 mm²

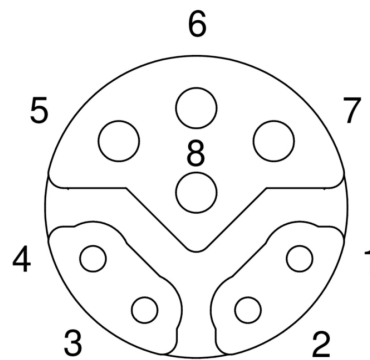
Technical Drawing



Male



Female



Technical Specifications

Face View Side 1

Pin 1	Pin 2	Pin 3	Pin 4	Pin 5	Pin 6	Pin 7	Pin 8
white-orange	orange	white-green	green	blue	white	brown	black

Face View Side 2

Pin 1	Pin 2	Pin 3	Pin 4	Pin 5	Pin 6	Pin 7	Pin 8
white-orange	orange	white-green	green	blue	white	brown	black

Product Description

Product Family:	Data Connectors
Brand:	Lumberg Automation
Connector Type:	Cordset, double ended
Shielding:	Shielded
Rated Voltage:	50 V
Rated Voltage (UL):	50 V AC/DC
Rated Impulse Voltage:	0.8 kV
Operating Voltage:	50 V AC/ DC
Rated Current*:	Power: 6 A; Data: 0.5 A
Rated Current (UL)*:	Power: 6 A; Data: 0.5 A
Data Transmission:	Fast Ethernet Cat5e
Data Transmission Rate:	100 Mbit/s

Technical Data Side 1

Product Sub Family:	M12 Hybrid
Type of Contact / Gender:	Male
Connector Design:	Straight
Attachment Type:	Coupling Screw
Number of Pins:	8
Coding:	Y
Contact Resistance:	≤ 10 mOhm
Insulation Resistance:	> 10 ⁹ Ohm
Mating Cycles:	≤ 100
Ambient Temperature (Operation)*:	- 40 °C - + 90 °C
Operating Temperature (UL):	max. + 80 °C
Protection Degree / IP Rating**:	IP65, IP67, IP69K
Design Standard:	IEC 61076-2-113
Pollution Degree:	3 acc. to DIN EN 60664-1 (VDE 0110-1)
Overvoltage Category:	III acc. to DIN EN 60664-1 (VDE 0110-1)
Contact Base Material:	CuZn
Contact Plating:	Cu/Au
Contact Bearer Material:	PBT-GF
Contact Bearer Color:	Black
Flammability Class (Contact Bearer):	Data: UL 94 V-2 + Power: UL 94 V-0
Molded Body Material:	TPU
Molded Body Color:	Black
Flammability Class (Molded Body):	UL 94 HB
Attachment Material:	CuZn
Attachment Plating:	Nickel-plated
Shielding Material:	GD-Zn, nickel-plated
Fastening Torque (Attachment):	M 12x1: (50-60) Ncm, hand-tight
Note:	Do not connect or disconnect under load.

Cable Data

Cable Number:	922
Conductor Size:	Data: 4x0.15 mm ² + Power: 4x0.75 mm ²
Number of Wires:	8
Minimal Bending Radius (Fixed Inst):	> 6 x D
Minimal Bending Radius (Flexible Inst):	> 10 x D
Cycles (Bending):	> 1-2 M
Conductor material:	Cu
Cable Jacket Material:	PUR
Cable Jacket Color:	black matt similarly RAL 9005
Cable Diameter D:	ø 8.00 ± 0.3 mm
Wire Insulation Material:	PP

Insulated Wire Diameter:	Data: $\varnothing 1.15 \pm 0.03$ mm + Power: $\varnothing 1.70 \pm 0.05$ mm
Overall Shield (Cable):	Cu-ETP1 tinned
Element Shield:	Shielding Foil
Ambient Temperature (Fixed Installation):	- 40 °C - + 90 °C (UL: + 80 °C)
Ambient Temperature (Flex Installation):	- 30 °C - + 70 °C
UL Cable Type:	AWM: 20233
Cable Characteristics:	Exclusion of dangerous materials; Exclusion of PVC and Silicone
Core Colors:	Data: green, orange, white-green, white-orange + Power: brown, black, white, blue

Technical Data Side 2

Product Sub Family, Side 2:	M12 Hybrid
Type of Contact / Gender, Side 2:	Female
Connector Design, Side 2:	Straight
Attachment Type, Side 2:	Coupling Nut
Number of Pins, Side 2:	8
Coding, Side 2:	Y
Contact Resistance, Side 2:	≤ 10 mOhm
Insulation Resistance, Side 2:	$> 10^9$ Ohm
Mating Cycles, Side 2:	≤ 100
Ambient Temperature (Operation), Side 2*:	- 40 °C - + 90 °C
Operating Temperature (UL), Side 2:	max. + 80 °C
Protection Degree / IP Rating, Side 2**:	IP65, IP67, IP69K
Design Standard, Side 2:	IEC 61076-2-113
Pollution Degree, Side 2:	3 acc. to DIN EN 60664-1 (VDE 0110-1)
Overvoltage Category, Side 2:	III acc. to DIN EN 60664-1 (VDE 0110-1)
Contact Base Material, Side 2:	CuZn
Contact Plating, Side 2:	Cu/Au
Contact Bearer Material, Side 2:	PBT-GF
Contact Bearer Color, Side 2:	Black
Flammability Class (Contact Bearer), Side 2:	Data: UL 94 V-2 + Power: UL 94 V-0
Molded Body Material, Side 2:	TPU
Molded Body Color, Side 2:	Black
Flammability Class (Molded Body), Side 2:	UL 94 HB
Attachment Material, Side 2:	CuZn
Attachment Plating, Side 2:	Nickel-plated
Shielding Material, Side 2:	GD-Zn, nickel-plated
Fastening Torque (Attachment), Side 2:	M 12x1: (50-60) Ncm, hand-tight

Approvals

UL-File:	E315587
UL:	UL 2238; cULus

Safety & Environmental Compliance

RoHS Compliant:	yes
-----------------	-----

Resistances

Halogenfree:	EN 50267-2-1, IEC 60754-1 max. 0,5% HCl
Oil Resistance:	IEC 60811-2-1, ASTM 1 standard oil requirement

Notes

Protection Degree / IP Rating Note:	** only if mounted and locked in combination with Hirschmann / Lumberg Automation connector.
Note Derating:	Notice derating

Variants

Item #	Item Description	Cable Length
934966001	RSTS 8Y-RKTS 8Y-922/0,3 M	0.3 m
934966002	RSTS 8Y-RKTS 8Y-922/0,6 M	0.6 m
934966003	RSTS 8Y-RKTS 8Y-922/1 M	1 m

934966004	RSTS 8Y-RKTS 8Y-922/2 M	2 m
934966005	RSTS 8Y-RKTS 8Y-922/3 M	3 m
934966006	RSTS 8Y-RKTS 8Y-922/5 M	5 m
20972	RSTS 8Y-RKTS 8Y-922/7,5 M	7.5 m
934966007	RSTS 8Y-RKTS 8Y-922/10 M	10 m
934966008	RSTS 8Y-RKTS 8Y-922/15 M	15 m

© 2023 Belden, Inc

All Rights Reserved.

Although Belden makes every reasonable effort to ensure their accuracy at the time of this publication, information and specifications described here in are subject to error or omission and to change without notice, and the listing of such information and specifications does not ensure product availability.

Belden provides the information and specifications herein on an "ASIS" basis, with no representations or warranties, whether express, statutory or implied. In no event will Belden be liable for any damages (including consequential, indirect, incidental, special, punitive, or exemplary damages) whatsoever, even if Belden has been advised of the possibility of such damages, whether in an action under contract, negligence or any other theory, arising out of or in connection with the use, or inability to use, the information or specifications described herein.

All sales of Belden products are subject to Belden's standard terms and conditions of sale.

Belden believes this product to be in compliance with all applicable environmental programs as listed in the data sheet. The information provided is correct to the best of Belden's knowledge, information and belief at the date of its publication. This information is designed only as a general guide for the safe handling, storage, and any other operation of the product itself or the one that it becomes a part of. The Product Disclosure is not to be considered a warranty or quality specification. Regulatory information is for guidance purposes only. Product users are responsible for determining the applicability of legislation and regulations based on their individual usage of the product.