

客户名称:  
Customer  
name:

发行日期: 2023-9-16  
ISSUE DATE: 9.16.2023

基板自立型铝电解电容器  
Snap-in AL-Electrolytic Capacitors  
产品规格书  
Product Specification

目录系列 Catalog Series	CW3
规格 Catalog item	330 $\mu$ F /500V 35 $\varnothing$ ×40L
客户料号 User parts No.	20230916

USER APPROVAL

BUYER'S STAMP	供应商 Supplier		
	批准 Approved by	审核 Checked by	拟制 Prepared by
	王立娟	程永	王曼玉

上海永铭电子股份有限公司  
工程技术部

上海永铭电子股份有限公司

ShangHai YMIN Electronic Co., Ltd.



Shanghai YMIN Electronic  
Co.,Ltd.

Address: No.258, Guangcun Road, Yangwang  
Industrial Park, Fengxian District, Shanghai, China

Code: 201406

Tel: +86-21-33617848 33617477 33617838

Fax: +86-21-33617128

Web: [www.sh-ymin.com](http://www.sh-ymin.com)

E-mail: [web@sh-ymin.com](mailto:web@sh-ymin.com)

Sale & service center

Zhejiang: Room848, 4<sup>th</sup> floor, Times Electronic Market in  
Hangzhou. Tel/Fax: +86-571-88009807



## 2. 编码方法 Encoding method

系列 Series	额定电压 Rated V		额定容量 Rated Cap		容量公差 Cap Tolerance		编带 Binder		尾柱 End-pin		外径 Diameter		长度 Length		螺栓 种类 Bolt Type
	代 码	电压	代 码	容量	代 码	公差	代 码	类型	代 码	尾柱	代 码	外径	代码	长度	代码
SN3	2F	16V	0R1	0.1 $\mu$ F	K	$\pm 10\%$	Y	三角 编带	M	有 尾柱	Z	22 $\Phi$	S01	20	S2
	2N	25V											S02	25	
SN3M	2O	35V	1R0	1.0 $\mu$ F	M	$\pm 20\%$					Y	25 $\Phi$	S03	30	S4
SN6	2P	50V											S04	35	
SN6N	2Q	63V	100	10 $\mu$ F	Q	-10% +30%	I	两脚 编带	N	无 尾柱	X	30 $\Phi$	S05	40	S4
SW3	2R	100V	101	100 $\mu$ F									S06	45	
SW3M	2B	80V			N		无编 带			A	35 $\Phi$	S07	50	S4	
SW6	2S	110V										S08	55		
SW12	2T	125V	102	1000 $\mu$ F	T	-10% +50%				B	42 $\Phi$	S09	60	S4	
SH3	2C	160V										S10	65		
SHN3	2D	200V	103	10000 $\mu$ F	L	0% +20%				W	45 $\Phi$	G01	70	S4	
NP	2E	250V										G02	75		
SN3A	2K	300V	222	2200 $\mu$ F						C	51 $\Phi$	G03	80	S4	
SRW3	2V	350V										G04	85		
CN3	2G	400V	332	3300 $\mu$ F								G05	88	S4	
CN6	2A	420V										G06	90		
CW3	2W	450V	472	4700 $\mu$ F								G07	96	S4	
CW6	2H	500V										G08	100		
CW3S	2L	550V												S4	
SH15	2M	600V													
	2J	630V													

代码规则：  
前两位数  
加上后面  
零的个数

### 3. 规格承认 Specifications

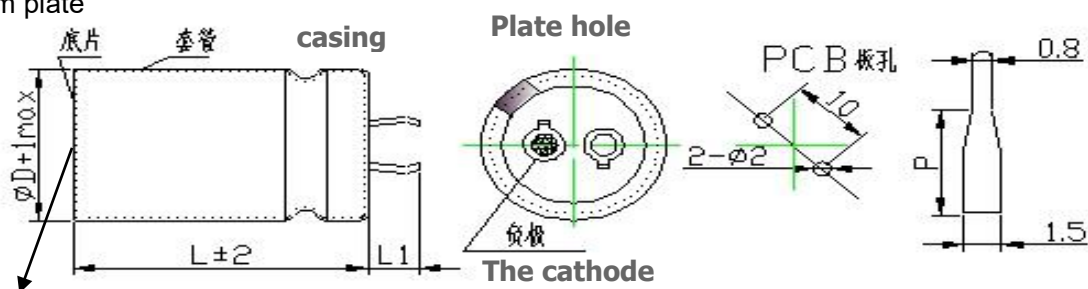
NO.	客户料号 Customer part number	规格 Specifications	YMIN 料号 YMIN part number
1	20230916	330 $\mu$ F / 500 V 35*40	CW32H331MNNAS05S2
2			
3			
4			
5			
6			
7			
8			
9			
10			
11			
12			
13			
14			
15			
16			
17			
18			
19			
20			
21			
22			
23			
24			
25			
26			
27			
28			

## 4. 产品外观尺寸及特性 Casing size and Electrical characteristics

### 4.1 外形尺寸 Casing size

端子代码(Terminal code) S2 ( $\Phi 22 \sim \Phi 51$ ):标准品(standard):

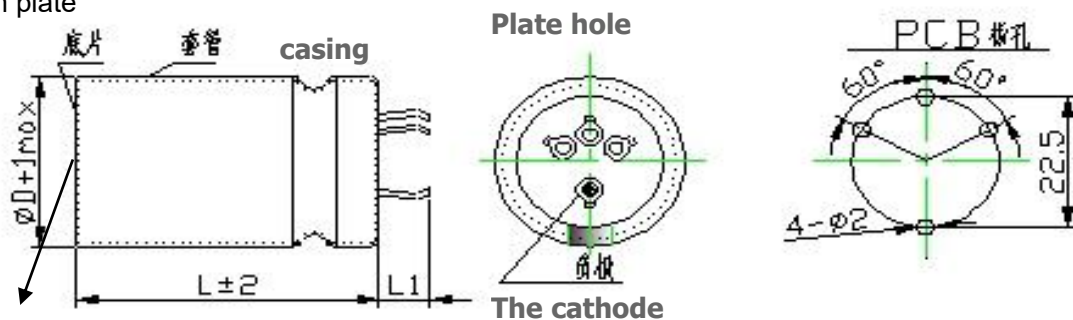
Bottom plate



防爆筋 (Explosion-proof reinforcement)

端子代码 (Terminal code) S4 ( $\Phi 22 \sim \Phi 51$ ):

Bottom plate



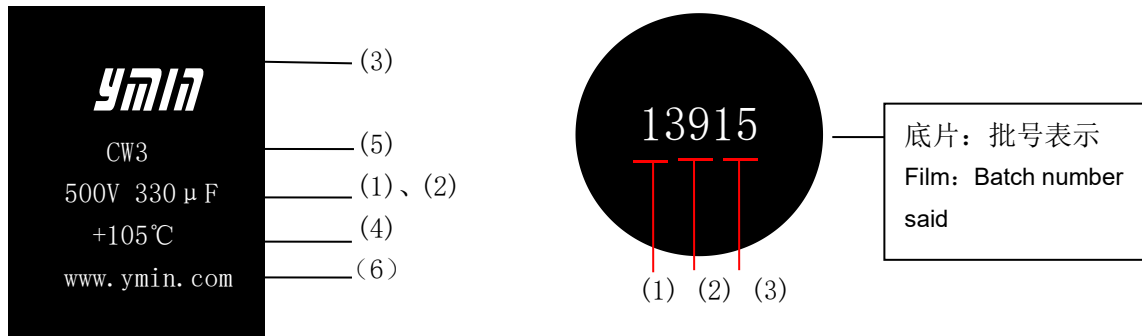
防爆筋 (Explosion-proof reinforcement)

$\Phi D$ (mm)	$L1$ (mm) $\pm 0.3$	$C$ (mm) $\pm 0.1$	$\Phi D$ (mm)	$L1$ (mm) $\pm 0.3$	$C$ (mm) $\pm 0.1$
22	6.5	8.0	35	6.5	10.0
25	6.5	10.0	40	6.5	10.0
30	6.5	10.0	42	6.5	10.0

### 4.2 电气特性 Electrical characteristics

气候类别 Environmental Category: $-40^\circ\text{C}/+105^\circ\text{C}$								
at 120Hz 20°C						20°C, after 5min	20°C 120Hz	105°C 120Hz
额定电压 Rated Voltage (V.D.C)	浪涌电压 Surge Voltage (V.D.C)	额定容量 Rated Capacitance ( $\mu\text{F}$ )	尺寸 Size ( $\Phi \times L$ )	容量偏差 Capacitance Tolerance (%)	损耗角正切 Dissipation (MAX)	漏电流 Leakage Current (mA, MAX)	ESR 最大值 ESR Maximum ( $\text{m}\Omega$ )	最大纹波电流 A Ripple current permissible Maximum
500	550	330	35*40	$\pm 20$	0.20	1.5	563.00	1.17

## 5. 套管标识 appearance of the product identification



NO.	项目 Item
1	额定电压 Rated voltage
2	静电容量 Capacitance
3	商标 Brand
4	最高使用温度 Max Temperature
5	产品系列 Products series
6	正极+POSITIVE

NO.	说明 Explain
1	表示年份 / YEAR
2	“1-9”代表“1-9月” “0、N、D”代表“10、11、12月” 1-9: Jan.-Nov.; O-Oct., N-Nov. D-Dec.
3	“01-99”表示“01-99批” “01-99” --Batch “01-99”

## 6. 性能特性 Performance characteristics

NO.	项目 Item	特性 Characteristics	规格 Specification
6.1	静电容量 Capacitance  损耗角 Dissipation factor	1. 测定频率: $120 \pm 12\text{Hz}$ Measuring frequency 2. 测定电压: $\leq 0.5V_{\text{rms}} + 0.5 \sim 2.0\text{VDC}$ Measuring voltage 3. 测定电路: Measurement circuit 	电压、容量范围、损耗角正切值请看该系列之规格说明。 Voltage range、capacitance range、dissipation factor see specification of this series.
6.2	漏电流 Leakage current	在 $20^\circ\text{C}$ 通过 $1000\Omega$ 的电阻施加直流工作电压5分钟后测定直流漏电流。 DC leakage current shall be measured after 5 minutes application of the DC rated working voltage through the $1000\Omega$ resistor at $20^\circ\text{C}$ . 	$I \leq 0.01CV$ (C: 标称容量, V: 额定电压) 或者 $1.5\text{mA}$ 取小者, 5分钟测试 $20^\circ\text{C}$ 。 After 5 minutes at $20^\circ\text{C}$ application of rated voltage, leakage current is not more than $0.01CV$ or $1.5\text{mA}$ , whichever is smaller. C: Nominal Capacitance V: Rated Voltage.

6.3	浪涌试验 Surge test	<p>在常温下施加额定浪涌30±5秒,然后停止施加浪涌电压并且放电5±0.5分钟,这个循环要重复1000次。以6±0.5分钟为一个循环周期。</p> <p>Rated surge voltage shall be applied for 30±5 seconds and then shall be applied with discharge for 5±0.5 min at room temperature.this cycle shall be repeated for 1000 cycles.duration of one cycle is 6±0.5 minutes.</p>	<p>静电容量变化: 最初规定值的15%以内 Capacitance change:within ±15% of the initial specified value.</p> <p>损耗角: 低于最初规定值的100% Dissipation factor: less than 100% of the initial specified value.</p> <p>漏电流: 在最初规定值以内 Leakage current: within initial specified value.</p>															
6.4	耐振性 Vibration resistance	<p>振动频率要均匀, 范围为10Hz, 到55Hz, 振动为1.5mm, 在X、Y、Z三个方向每个方向振动2小时。</p> <p>The frequency of the vibration shall vary uniformly within the range 10 to 55 Hz with the amplitude of 1.5mm, The capacitor shall be vibrated in three mutually perpendicular directions for a period of 2 hours in each direction.</p>	<p>静电容量: 稳定 Capacitance : no unsteady</p> <p>外观: 无异常 Appearance : no abnormal</p> <p>容量变化: 最初测得值的±5%之内 Capacitance change : within ±5% of initial measured value.</p>															
6.5	稳定状态 Steady state	<p>电容器在40±2℃及相对湿度90%到95%的条件下经历240±8小时。</p> <p>Subject the capacitors to 40±2℃ and 90% to 95% relative humidity for 240±8 hours.</p>	<p>容量变化: 最初测定值的±10%之内 Capacitance change : within ±10% of the initial measured value.</p> <p>损耗角: 低于规定值 Tgδ : less than specified value.</p> <p>漏电流: 低于规定值 Leakage current: less than specified value.</p>															
6.6	高温负荷 Load life	<p>在105℃±2℃环境中, 并在频率120Hz下连续施加直流额定工作电压及最大纹波电流, 经3000小时后, 按以下条件测试。在室温下放置12小时后进行测试。</p> <p>After3000 hours continuous application of Rated DC working voltage with max.ripple current having frequency of 120Hz. At105℃±2℃,the measurements shall meet the following limits.Measurements shall be performed after1 2 hours exposed at room temperature.</p>	<p>容量变化: 最初测定值的±20%之内 Capacitance change : within ±20% of the initial measured value.</p> <p>损耗角: 低于规定值200% Tgδ : less than specified value200%.</p> <p>漏电流: 低于规定值 Leakage current: less than specified value.</p>															
6.7	温度特性 Temperature characteristics	<table border="1" data-bbox="443 1570 1077 1794"> <thead> <tr> <th>步骤 STEP</th> <th>温度 TEMPERATURE</th> <th>放置时间 STORAGE TIME</th> </tr> </thead> <tbody> <tr> <td>1</td> <td>20℃ ± 2℃</td> <td>2 hours</td> </tr> <tr> <td>2</td> <td>-40℃ ± 3℃</td> <td>2 hours</td> </tr> <tr> <td>3</td> <td>20℃ ± 2℃</td> <td>15 minutes</td> </tr> <tr> <td>4</td> <td>105℃ ± 2℃</td> <td>2 hours</td> </tr> </tbody> </table> <p>Step 1. 测定静电容量及阻抗(Zr) ( Z , 20℃, 120Hz ± 10%) Measure the capacitance and impedance.</p> <p>Step 2. 达到热平衡2小时后测定阻抗(Zr). ( Z , -40℃, 120Hz ± 10%) Measure the impedance at thermal balance after 2 hours.</p> <p>Step 4. 达到热平衡2小时后测定静电容量及漏电流。 Measure the capacitance and leakage current at thermal balance after 2 hours.</p>	步骤 STEP	温度 TEMPERATURE	放置时间 STORAGE TIME	1	20℃ ± 2℃	2 hours	2	-40℃ ± 3℃	2 hours	3	20℃ ± 2℃	15 minutes	4	105℃ ± 2℃	2 hours	<p>Step 2. 阻抗比: <math>Z(-40℃) / Z(20℃) \leq 8</math> Impedance ratio (Zr/Zro): <math>Z(-40℃) / Z(20℃) \leq 8</math></p> <p>静电容量变化: 最初测定值的±15%以内 Capacitance change:within ±15% of the initial measured value.</p> <p>Step 4. 静电容量变化: 最初测定值的±15%以内 Capacitance change:within ±15% of the initial measured value.</p> <p>漏电流: 初期规格值的5倍以下。 Leakage current: less than 5 times of initial specified value.</p>
步骤 STEP	温度 TEMPERATURE	放置时间 STORAGE TIME																
1	20℃ ± 2℃	2 hours																
2	-40℃ ± 3℃	2 hours																
3	20℃ ± 2℃	15 minutes																
4	105℃ ± 2℃	2 hours																

6.8	高温无负荷 Shelf life	在105℃±2℃环境中不施加直流定格电压，放置1000小时后，按以下条件测试。测试在室温露置12小时，施加直流定格电压Z分钟后进行。 After storage for 1000 hours at 105℃±2℃ without voltage application, the measurements limits. Measurements shall be performed after exposed for 12 hours at room temperature after application of DC rated voltage to the capacitor for Z minutes.  (Z::see specification of this series.见该系列规格说明。)	容量变化: 最初测定值的±15%之内 Capacitance change : within ±15% of the initial measured value.  损耗角: 低于规定值200% Tgδ : less than specified value200%.  漏电流: 低于规定值 Leakage current: less than specified value.
6.9	低温贮存 Storage at low temperature	电容器在-40℃±3℃环境中贮存240±8小时，其间不施加电压。之后，在标准大气压中露置16小时以上，然后进行测试。 The capacitor shall be stored at temperature of -40℃±3℃ for 240±8 hours, during which time no voltage shall be applied. And then the capacitor shall be subjected to standard atmospheric conditions for 16 hours or more, after which measurements shall be made.	容量变化: 最初值的±10%之内 Capacitance change : within ±10% of the initial value.  损耗角: 低于规定值 Tgδ : less than specified value.  漏电流: 低于规定值 Leakage current: less than specified value.  外观: 无异常 Appearance : no abnormal
6.10	绝缘耐压 Insulation Voltage	全部端子和容器套上的绝缘套且安装的固定带之间施加AC2,000V的电压1分钟未出现异常。 When AC 2000V is put on between the two terminals and the clips which is installed on the insulating sleeve for 1 minute, nothings abnormal happens.	无异常 As usual
6.11	绝缘阻抗 Insulation Impedance	全部端子和容器套上的绝缘套且安装的固定带之间用DC500V的绝缘电阻测定仪测出的值大于等于100MΩ。 The resistance tested by DC500V insulation resistance tester between both terminals and the clip which installed on the insulating sleeve is above 100MΩ.	测试值在100MΩ以上 Above 100MΩ

## 7. 纹波电流系数 Multiplier for ripple current

### 7.1 温度系数 Temperature Coefficient

温度(℃)	40	60	85	105
系数	2.7	2.2	1.7	1.0

### 7.2 频率系数 Frequency coefficient

频率 (Hz)Frequency	50/60	120	500	1K	10K 以上
系数 Coefficient	0.8	1.0	1.2	1.25	1.4



## 8. 产品结构 Structure of The Product

构成部件 Parts	材质 Material	供应商 Vendor
铝壳 AL Case	铝 Aluminum 99.5%	临安奥星 Aoxing Lin'an
套管 Sleeve	聚氯乙烯 Polyvinyl Chloride	日本郡是 Junshi Japan
盖板 End seal board	环氧树脂 Ethoxyline resin	南通嘉能电子 Jianeng e. Nantong
	铝 Aluminum (端子 Terminal )	
垫片 Bottom plate	聚氯乙烯 Polyvinyl Chloride	南通汇隆电子 Huילong e. Nantong
电解纸 Separator	电解电容器纸 Electrolytic Capacitors Paper	凯恩 Kaien
导箔条 Lead Tab	铝 Aluminum 99.99%, 630vf	吴江飞乐 Feile Wujiang
负极箔 Cathode Foil	铝 Aluminum 99.7%	
正极箔 Anode Foil	铝 Aluminum 99.99%	海星 Haixing e.
		南辉 Nanhui e.
电解液 Electrolyte	有机溶剂 Organic Solvent	深圳新宙邦 Xinzhoubang Shenzhen

## 9. 铝电解电容器存放环境与控制

### Storage Conditions and Control for Aluminum Electrolytic Capacitor

1. 环境温度：5℃~35℃，湿度：75%以下。

Store the capacitor at a temperature of 5℃ to 35℃ and at a relative humidity of less than 75%.

2. 存放环境不应有阳光直射，不宜高温。

Store the capacitor in low temperature places free from direct sun shine.

3. 存放环境不能有盐份、油含量高的雾气。

Store the capacitor in places free from oil vapor,salt water vapor.

4. 存放在远离氯气、氨气、硫化氢、亚流酸、硝酸等有害气体含量高的地方。

Store the capacitor in places far from toxic gases (chlorine, ammonium, hydrogen sulfide, sulfurous acid, nitric acid, etc)

5. 储存环境不能有臭氧、紫外线或辐射。

Store the capacitor in place free from Ozone、ultraviolet ray or radiation.

## 10. 使用清洁剂之注意事项 Detergent needing attention

铝电解电容器易受含有碳化氢卤素溶剂的侵蚀，下列为各种安全与不安全的清洁剂，为避免不必要的损失，您所使用有关印刷基板之清洁剂名请事先告知本公司。

Hydrogen carbide liquid and halogen liquid can cause Aluminum Electrolytic Capacitor to corrode . Some of Safe and Unsafe detergent are as follows.

安全 Safe	不安全 Unsafe
甲醇 Methanol	三氯乙烷 Trichloroethane
乙醇 Ethanol	四氯化碳 Carbon tetrachloride
丙醇 Propanol	哥罗仿（无色挥发性液体） Chloroform (colorless volatilizable liquid)
丁醇 Butanol	二氯甲烷 Methylene chloride
去垢剂 Detergent	三氯甲烯 Cross-linked with methylene
	二甲苯 Xylene

## 11. 包装说明 Packing instruction

直径 diameter	包装数量 Number of packages
22Ø	250PCS/盒 box
25Ø	180PCS/盒 box
30Ø	125PCS/盒 box
35Ø	100PCS/盒 box
42Ø	75PCS/盒 box
45Ø	50PCS/盒 box

注：出口包装方式同内销。 Note: export packing way with domestic sales

## 12. 有害物质含量声明 Harmful substance content statement

有毒有害物质或元素的名称及含量表

Poisonous and harmful substances or elements of the name and watch content

材料名称 Material name	有毒有害物质或元素 Poisonous and harmful substances or elements						备注 note
	铅 (Pb)	汞 (Hg)	镉 (Cd)	六价铬 (Cr (VI))	多溴联苯 (PBB)	多溴二苯醚 (PBDE)	
铝壳 AL Case	N. D.	N. D.	N. D.	N. D.	N. D.	N. D.	
套管 Sleeve	N. D.	N. D.	N. D.	N. D.	N. D.	N. D.	
盖板 End seal board	N. D.	N. D.	N. D.	N. D.	N. D.	N. D.	
垫片 Bottom plate	N. D.	N. D.	N. D.	N. D.	N. D.	N. D.	
电解纸 Separator	N. D.	N. D.	N. D.	N. D.	N. D.	N. D.	
导箔条 Lead Tab	N. D.	N. D.	N. D.	N. D.	N. D.	N. D.	
负极箔 Cathode Foil	14	N. D.	N. D.	N. D.	N. D.	N. D.	
正极箔 Anode Foil	N. D.	N. D.	N. D.	N. D.	N. D.	N. D.	
端子 Terminal	N. D.	N. D.	N. D.	N. D.	N. D.	N. D.	
电解液 Electrolyte	N. D.	N. D.	N. D.	N. D.	N. D.	N. D.	

ND: 表示该有毒有害物质在该部件所有均质材料中的含量均在 2002/95/EC ROHS 规定的限量要求以下。

ND:Said the poisonous and harmful material in the part of all homogeneous material content are in 2002/95 / EC ROHS requirements prescribed limits the following.

×: 表示该有毒有害物质至少在该部件的某一均质材料中的含量超出 2002/95/EC ROHS 规定的限量要求。

×: Said the poisonous and harmful material in the parts of at least a homogeneous materials beyond the amount of 2002/95 / EC ROHS requirements prescribed limits.