

# 规格承认书


SPECIFICATION FOR APPROVAL

客户 CUSTOMER : 立创

品名 PRODUCT : 无感绕线不燃性涂装电阻器

规格 TYPE : NKNP2WS-2Ω7±2%-6T63

客户承认印 CUSTOMER APPROVED

 **广东翔胜电子科技有限公司**  
Guang Dong VICO Electronic Technology Co.,Ltd

地址：广东省东莞市大朗镇莞樟路大朗段746号301室  
电话：0769--86732158 传真：0769--86666888

一式二份      翔胜一份      客户一份

出图	业务	审核	核准
DRAWING	SALES	AUDITING	APPROVED
			

翔胜电子技术品质部

编号：NKNPS20230926001

日期：2023年9月26日



**无卤**  
(F,Cl,Br,I)

# NKNP SERIES

WIREWOUND NONFLAME RESISTORS 无感绕线不燃性涂漆装电阻器

## △ FEATURES 特点

- 1 HIGH QUALITY  
高品质.
- 2 SHOCK RESISTANCE  
耐冲击
- 3 STANDARD TOLERANCE : ±1%、±2%、±5%、±10%  
±1%、±2%、±5%、±10%的标准误差
- 4 VARIETY OF PACKAGING-BULK 52mm、63mm、73mm、93mm  
TAPE, CUT AND FORMED  
可供散装、编带52mm、63mm、73mm、93mm、成型、剪脚
- 5 HIGH RESISTANCE RANGE (0Ω01-1KΩ).  
阻抗范围高 (0Ω01-1KΩ).



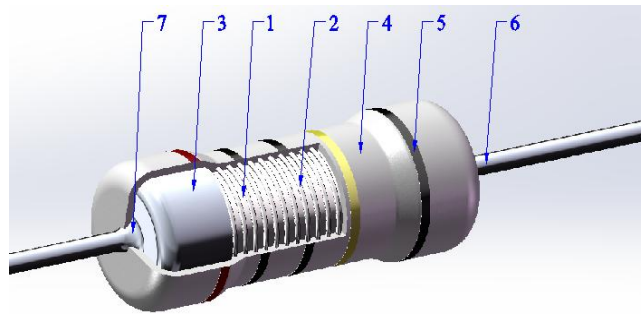
本体



小型化

## △ CONSTRUCTION 结构图

- 1 CERAMIC CORE (HIGH CONDUCTIVITY)  
陶瓷棒心 (高热传导)
- 2 RESISTANCE WIRE  
电阻线
- 3 END CAP (HIGH RELIABILITY FITTING BY ORIGINAL CAP-PRESSING METHOD)  
端帽 (印和度信赖性高)  
HIGH INSULATION AND NON-COMBUSTIBILITY OF FROG RESIN COATING (BULK POWER DIMMED, MINIATURIZED TO BRICK RED)  
高绝缘及不燃性之硅树脂涂料 (本体功率为灰色, 小型化为砖红色)
- 4 COLOR CODE (PER MIL & EIA STANDARDS)  
色码 (符合MIL & EIA规定之标准色码带)
- 5 LEAD WIRE (TINNED COPPER, CP)  
引线 (镀锡铜线、CP线)
- 6 WELDING (LONG RELIABILITY GUARANTEE)  
焊接 (长期可靠性高)



## △ SPECIFICATION: 规格描述

EXAMPLE 例: NKNP2WS-2Ω7±2%-6T63

NKNP	2WS	2Ω7	±2%	6	T63
品名 PRODUCT	额定功率 RATED POWER	阻值范围 RESISTANCE RANGE	误差值 TOLERANCE	线径 WIRE DIAMETER	形状 SHAPE
CR 碳膜电阻器	1/8W 1/4WS	0Ω01-22MΩ	±10% K	0:0.40CU S:0.40CP	T26 编带26MM
MF 金膜电阻器	1/4W 1/2WS	阻值表示方法 RESISTANCE VALUE REPRESENTATION	±5% J	2:0.50CU X:0.50CP	T52 编带52MM
MO 氧化膜电阻器	1/2W 1WS	阻值单位按Ω, K, M	±2% G	6:0.60CU T:0.60CP	T63 编带63MM
MGR 高压玻璃釉电阻器	1W 2WS	1000Ω=1K 1000K=1M	±1% F	9:0.70CU Q:0.70CP	T73 编带73MM
KNP 绕线电阻器	2W 3WS	例: 9Ω1/5K6/4M7	±0.5% D	A:0.75CU D:0.80CP	T93 编带93MM
NKNP 无感绕线电阻器	3W 5WS			C:0.80CU	P 散装
FR 保险电阻器	5W 7WS				M、MB、MK 卧式成型散装
FRKNP 绕线保险电阻器					FY、FKY、FYL、FKYL 立式成型散装
SCF 高压脉冲电阻器					FT 立式成型编带

NOTE1注解: RATED VOLTAGE 额定电压 =  $\sqrt{\text{POWER RATING 额定功率} \times \text{RESISTANCE VALUE 公称阻值}}$

# NKNP SERIES

WIREWOUND NONFLAME RESISTORS 无感绕线不燃性涂漆装电阻器

## △ PERFORMANCE 性能

CHARACTERISTICS 特性项目	SPECIFICATIONS 规格值	TEST METHODS JIS C 5202 测试方法 JIS C 5202标准															
DC RESISTANCE 直流电阻值	G (±2%)	RESISTANCE VALUE TEST AT ROOM TEMPERATURE 25°C 阻值测试在室温25°C															
T. C. R温度系数	<table border="1"> <tr> <td>1/4W 1/2WS</td> <td rowspan="5">±350PPM</td> </tr> <tr> <td>1/2W 1WS</td> </tr> <tr> <td>1W 2WS</td> </tr> <tr> <td>2W 3WS</td> </tr> <tr> <td>3W 5WS</td> </tr> <tr> <td>5W 7WS</td> <td></td> </tr> </table>	1/4W 1/2WS	±350PPM	1/2W 1WS	1W 2WS	2W 3WS	3W 5WS	5W 7WS		$R2-R1 \text{ --- } X 10^6 \text{ PPM}/^{\circ}\text{C}$ $R1 (T2-T1)$ R1: RESISTANCE VALUE AT ROOM TEMPERATURE (T1) 常温 (T1) 阻值 R2: RESISTANCE VALUE AT ROOM TEMPERATURE +100°C (T2) 常温+100°C 阻值							
1/4W 1/2WS	±350PPM																
1/2W 1WS																	
1W 2WS																	
2W 3WS																	
3W 5WS																	
5W 7WS																	
LOAD LIFE IN HUMIDITY 湿度寿命	RESISTANCE CHANGE RATE ±(5%+0.05 Ω) WITH NO EVIDENCE OF RESISTOR DAMAGE. 阻抗值变化率 (5%±0.05 Ω), 电阻器不可有损伤	RESISTANCE CHANGE AFTER 1000H (1.5H ON, 0.5H OFF) AT RATED VOLTAGE IN A HUMIDITY CHAMBER CONTROLLED AT 40+/-2°C AND 90-95% RELATIVE HUMIDITY. (when the test voltage exceeds the working voltage, consider using the working voltage) 温度40+/-2°C, 相对湿度90-95%于恒温恒湿箱中, 加额定直流电压测试1.5小时停止0.5小时, 连续1000小时。(当实验电压超过最高使用电压, 采用最高使用电压)															
LOAD LIFE 温度寿命	RESISTANCE CHANGE RATE ±(5%+0.05 Ω) MAX WITH NO EVIDENCE OF RESISTOR DAMAGE. 阻抗值变化率 (5%±0.05 Ω), 电阻器不可有损伤	RESISTANCE CHANGE AFTER 1000H OPERATING AT RATED VOLTAGE WITH DUTY CYCLE OF 1.5H ON 0.5H OFF AT 70°C±2°C (when the test voltage exceeds the working voltage, consider using the working voltage) 温度70+/-2°C, 加额定直流电压测试1.5小时停止0.5小时, 连续1000小时 (当实验电压超过最高使用电压时, 采用最高使用电压)															
SHORT TIME OVER LOAD 短时间过负荷	±(1%+0.05 Ω)	RESISTANCE CHANGE AFTER THE APPLICATION OF A POTENTIAL OF 10T RATED POWER FOR 5 SE (when the test voltage exceeds the maximum overload, consider using the maximum overload voltage) 额定功率X10倍, 测试5秒 (当实验电压超过最高过负载时, 采用最高过负载电压)															
PULSE OVER LOAD 断续过负荷	1/4W, 1/2W, 1W, 2W, 3W, 5W	±(1%+0.05 Ω)	RESISTANCE CHANGE AFTER 10000C (1SEC ON, 25SEC OFF) AT 4T RATED VOLTAGE (AC) when the test voltage exceeds the maximum overload, consider using the maximum overload voltage) 额定电压*4倍 (交流电压), 测试1秒停止25秒, 测试10000次。(当实验电压超过最高过负荷电压, 采用最高过负荷电压)														
	1/2WS, 1WS, 2WS, 3WS, 5WS, 7WS	±(2%+0.05 Ω)	RESISTANCE CHANGE AFTER 5000C (1SEC ON, 25SEC OFF) AT 3T RATED VOLTAGE (AC) when the test voltage exceeds the maximum overload, consider using the maximum overload voltage) 额定电压*3倍 (交流电压), 测试1秒停止25秒, 测试5000次。(当实验电压超过最高过负荷电压, 采用最高过负荷电压)														
RESISTANCE TO SOLVENT 耐溶剂性	NO VISIBLE DAMAGES TO PROTECTIVE COATING AND MARKING (外观无异常, 标识能够清楚易辨)	SOAK 3MIN IN THE MELTING AGENT TO AGAIN AND AGAIN WIPE 10 TIMES (三氟乙稀浸泡3分钟, 再用湿布反复擦拭10次)															
INSULATION RESISTANCE 绝缘阻抗	>100M Ω	1. 将PUN/INS开关置于INS位置。2. 将DC1000V/500V的输出电压档位通常设定于500V。3. 把TIME旋钮旋转到60秒。4. 用测试夹夹住电阻的导线一端, 此时可打开电源, 并用测试棒的一端接触到绝缘漆的表面, 记录下此时的指针所显示的数据即为电阻的绝缘阻抗值。															
ELECTRIC WITHSTANDING VOLTAGE 绝缘耐电压	RESISTANCE CHANGE RATE ±(1%+0.05 Ω) WITH NO EVIDENCE OR RESISTOR DAMAGE. 阻抗值变化率 ±(1%+0.05 Ω), 电阻器不可有损伤	ELECTRIC RESISTANCE BOTH ENDS THE CONJUNCTION LINE PUT ON THE METALS V TYPE THE SLOT, ACCORDING TO THE ELECTRIC VOLTAGE PROVISION OF THE CHARACTERISTIC WATCH 60 SECONDS INFLICTION 电阻两端导线置于金属V型槽上, 依特性表之电压规定施加60秒															
TEMPERATURE CYCLING 温度循环	RESISTANCE CHANGE RATE IS ±(1%+0.05 Ω) MAX, WITH NO EVIDENCE OF RESISTOR DAMAGE. 阻抗值变化率 ±(1%+0.05 Ω) 以内, 电阻器不可有损伤	<table border="1"> <thead> <tr> <th>STEP 步骤、</th> <th>TEMPERATURE 温度</th> <th>TIME (MIN) 放置时间</th> </tr> </thead> <tbody> <tr> <td>1</td> <td>-55°C ±2°C</td> <td>30</td> </tr> <tr> <td>2</td> <td>ROOM TEMP 室温</td> <td>10-15</td> </tr> <tr> <td>3</td> <td>85°C ±2°C</td> <td>30</td> </tr> <tr> <td>4</td> <td>ROOM TEMP 室温</td> <td>10-15</td> </tr> </tbody> </table>	STEP 步骤、	TEMPERATURE 温度	TIME (MIN) 放置时间	1	-55°C ±2°C	30	2	ROOM TEMP 室温	10-15	3	85°C ±2°C	30	4	ROOM TEMP 室温	10-15
STEP 步骤、	TEMPERATURE 温度	TIME (MIN) 放置时间															
1	-55°C ±2°C	30															
2	ROOM TEMP 室温	10-15															
3	85°C ±2°C	30															
4	ROOM TEMP 室温	10-15															
RESISTANCE TO SOLDERING HEAT 耐热性	RESISTANCE CHANGE RATE IS ±(1%+0.05 Ω) MAX, WITH NO EVIDENCE OF RESISTOR DAMAGE. 阻抗值变化率 (1%±0.05 Ω) 以内, 电阻器不可有损伤	PUT THE LEAD LINE OF RESISTANCE INTO THE SOLDERING ABOUT 3.2 TO 4.8MM PLEASE TAKE IMPLEMENTATION ON THE BASISO OF THE TABLE BELOW 将电阻两端导线浸入锡炉约3.2至4.8mm依下表规定实施 <table border="1"> <thead> <tr> <th>TEMPERATURE 温度</th> <th>DIP TIME 放置时间</th> </tr> </thead> <tbody> <tr> <td>350°C ±10°C</td> <td>3±0.5 SEC</td> </tr> <tr> <td>260°C ±5°C</td> <td>10±1.0 SEC</td> </tr> </tbody> </table>	TEMPERATURE 温度	DIP TIME 放置时间	350°C ±10°C	3±0.5 SEC	260°C ±5°C	10±1.0 SEC									
TEMPERATURE 温度	DIP TIME 放置时间																
350°C ±10°C	3±0.5 SEC																
260°C ±5°C	10±1.0 SEC																
SOLDERABILITY 焊锡性	95% COVERAGE MINIMUM 95%覆盖于导线上	TEST TEMPERATURE OF SOLDER: 230°C ±5°C DWELL TIME IN SOLDER: 3±0.5 SEC 锡炉温度: 230°C ±5°C 浸锡时间: 3±0.5 秒															
SOLDER JOINT PULL 焊点拉力	PULLING TEST FOR 1/8W ≥1.8KG, 1/4W ≥3.8KG, 1/2W BIGGER THAN ≥5KG 拉力强度 1/8W ≥1.8KG, 1/4W ≥3.8KG, 1/2W 含以上 ≥5KG	SECURE BOTH LEAD WIRE ON EACH SIDE OF PULLING MACHING AND THEN PULL IT 将成品电阻铜线一端夹在拉力器的一端, 铜线另一端也夹在拉力器上, 再摇动拉力器															
Life & failure rate 寿命失效率	Under the rated condition Use Life ≥ 10000H 额定条件下使用寿命 ≥10000小时	failure rate ≤10PPM 失效率 ≤10PPM															

# NKNP SERIES

WIREWOUND NONFLAME RESISTORS 无感绕线不燃性涂漆装电阻器

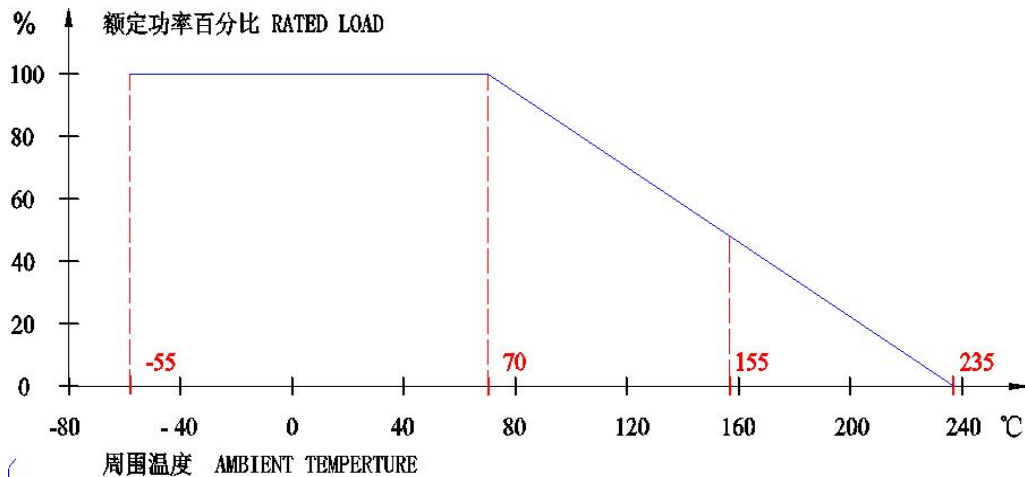
## △ POWER CHARACTERISTIC 电力特性

POWER PATED 额定功率 ITEM 项目	1/4W	1/2WS	1/2W	1WS	1W	2WS	2W	3WS	3W	5WS	5W	7WS
MAX WORKING VOLTAGE 最高使用电压	150V	150V	150V	150V	150V	150V	350V	350V	350V	350V	500V	500V
MAX OVERLOAD VOLTAGE 最高过负荷电压	400V	400V	400V	400V	400V	400V	600V	600V	600V	600V	600V	600V
MAX INTERMITTENCE OVER LOAD VOLTAGE 最高断续过负荷	400V	400V	500V	500V	500V	500V	600V	600V	600V	600V	750V	750V
ELECTRIC WITHSTANDING VOLTAGE 绝缘耐电压	200V	200V	250V	250V	350V	350V	500V	500V	500V	500V	500V	500V
RESISTANCE TOLERANCE 阻抗误差值	K (±10%) J (±5%) G (±2%) F (±1%)											
RANGE (OHM) 阻抗值范围	MIN	0.01 Ω	0.01 Ω	0.01 Ω	0.01 Ω	0.01 Ω	0.01 Ω	0.01 Ω	0.01 Ω	0.01 Ω	0.01 Ω	0.01 Ω
	MAX	8.2 Ω	8.2 Ω	10 Ω	10 Ω	10 Ω	10 Ω	12 Ω	12 Ω	22 Ω	22 Ω	47 Ω

NOTE注解: 1M ohm is high risk resistance for thin film resistors.

薄膜电阻1M以上阻值为高风险阻值

## △ POWER DERATING CURVE 负载衰减曲线



NOTE注解:

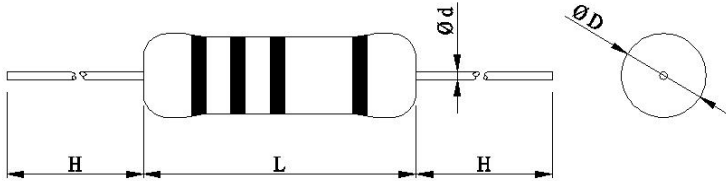
- 1 RATED AMBIENT TEMPERATURE :70°C  
额定周围温度: 70°C
- 2 OPERATING TEMPERATURE RANGE:-55°C~+235°C  
使用温度范围: -55°C~+235°C
- 3 FOR RESISTORS IPERATED IN AMBIENT TEMPERATURE OVER 70°C, POWER RATING SHALL BE DERATED IN ACCORDANCE WITH THE FIGURE  
周围温度70°C以上使用时, 根据降功率曲线将减轻额定功率

# NKNP SERIES

WIREWOUND NONFLAME RESISTORS 无感绕线不燃性涂漆装电阻器

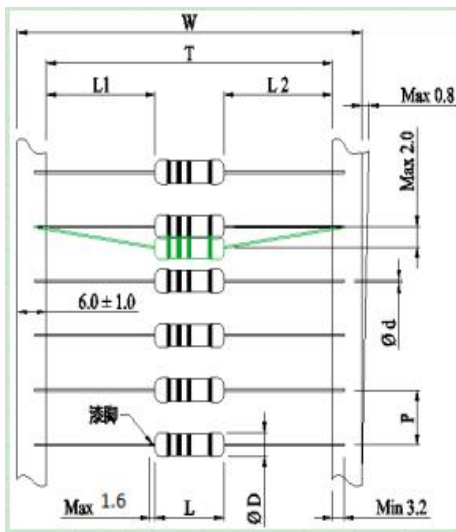
## △ TYPE DIMENSION 型号尺寸

### ◆ BULK TYPE 散装



POWER 功率	DIMENSION 尺寸 (mm)			
	L±1.0	ØD±0.50	Ød±0.05	H±3.0
2WS	11	4.5	0.6	30

### ◆ TAPING TYPE 编带

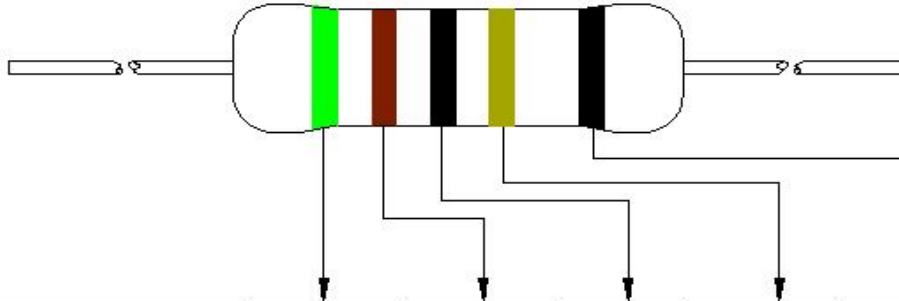


POWER 功率	DIMENSION 尺寸 (mm)					
	T +1.5 -0.0	ØD±0.5	Ød±0.05	P±0.5	L±1.0	W +2.0 -0.0
2WS	63	4.5	0.6	5	11	75

# NKNP SERIES

WIREWOUND NONFLAME RESISTORS 无感绕线不燃性涂漆装电阻器

## Δ COLOR CODE 色码



COLOR 颜色	NO. 1 第一数字	NO. 2 第二数字	NO. 3 倍率	NO. 4 允许误差	NO. 5 识别码
BLACK (黑)	0	0	$10^0$		KNP
BROWN (棕)	1	1	$10^1$	±1% (F)	
RED (红)	2	2	$10^2$	±2% (G)	
ORANGE (橙)	3	3	$10^3$		
YELLOW (黄)	4	4	$10^4$		
GREEN (绿)	5	5	$10^5$		NKNP
BLUE (蓝)	6	6	$10^6$		SCF
VIOLET (紫)	7	7	$10^7$		
GRAY (灰)	8	8	$10^8$		
WHITE (白)	9	9	$10^9$		FR
GOLD (金)			$10^{-1}$	±5% (J)	
SILVER (银)			$10^{-2}$	±10% (K)	