

RoHS

TABLE 1:

| NO. | PART NAME   | MATERIALS       | DESCRIPTION                                      | REMARK | QTY. |
|-----|-------------|-----------------|--|--------|------|
| ①   | WAFER       | NYLON UL94-V0   | —————  | WHITE  | 1    |
| ②   | CONTACT PIN | PHOSPHOR BRONZE | G/F, 2u", 3u", 5u", 10u", 15u", 30u", TIN-PLATED | —————  | N    |
| ③   | CONTACT PIN | PHOSPHOR BRONZE | G/F, 2u", 3u", 5u", 10u", 15u", 30u", TIN-PLATED | —————  | N    |
| ④   | SOLDER TAB  | BRASS           | G/F, TIN-PLATED                                  | —————  | 2    |

NOTE(UNLESS OTHERWISE SPECIFIED):

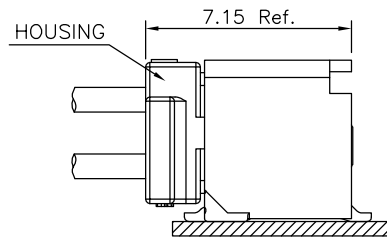
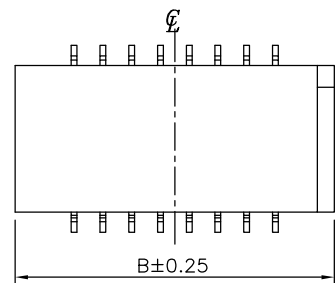
1. ALL MATERIAL MUST BE COMPLY WITH ROHS.

2. PRODUCT PERFORMANCE:

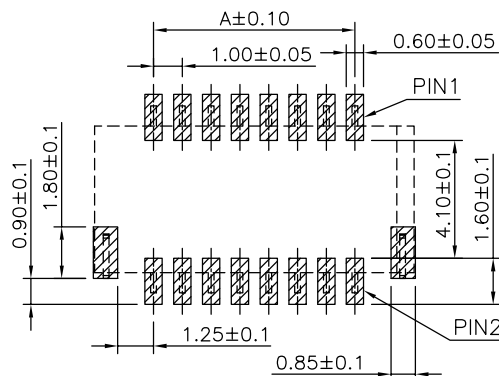
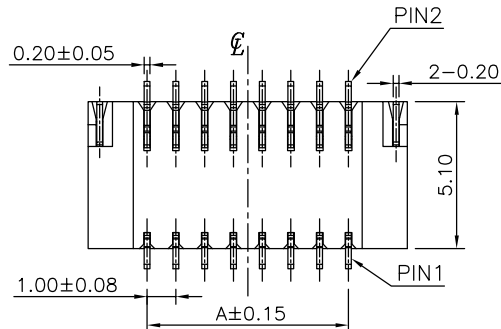
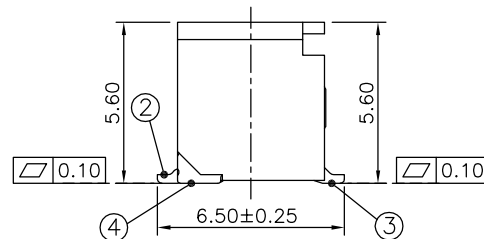
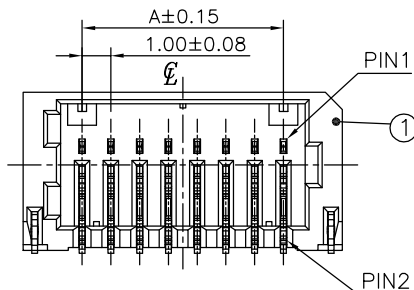
- 2.1 RATED VOLTAGE(MAX.):50V AC/DC
  - 2.2 RATED CURRENT(MAX.):1.0A AC/DC
  - 2.3 DIELECTRIC STRENGTH:250V AC FOR 1 MINUTE BETWEEN ADJACENT TERMINAL, NO BREAKDOWN
  - 2.4 INSULATION RESISTANCE:100 MΩ MIN. 250VDC FOR 1 MINUTE BETWEEN ADJACENT TERMINAL
  - 2.5 CONTACT RESISTANCE:30 mΩ MAX.
  - 2.6 OPERATING TEMPERATURE:-25°C to +85°C
- 3.PART NO. LEGEND: 1WF02-325XXX-000XX

CODE  
XXX:XX POSITIONS

| PART NO.           | POLES | DIM A | DIM B |
|--------------------|-------|-------|-------|
| —————              | 2*4P  | 3.00  | 7.10  |
| 1WF02-325010-00001 | 2*5P  | 4.00  | 8.10  |
| 1WF02-325012-00001 | 2*6P  | 5.00  | 9.10  |
| —————              | 2*7P  | 6.00  | 10.10 |
| 1WF02-325016-00001 | 2*8P  | 7.00  | 11.10 |
| 1WF02-325020-00001 | 2*10P | 9.00  | 13.10 |
| —————              | 2*11P | 10.00 | 14.10 |
| —————              | 2*12P | 11.00 | 15.10 |
| —————              | 2*13P | 12.00 | 16.10 |
| —————              | 2*15P | 14.00 | 18.10 |
| —————              | 2*20P | 19.00 | 23.10 |
| —————              | 2*25P | 24.00 | 28.10 |



配插示意图



RECOMMENDED P.C.B BOARD LAYOUT

|      |          |                          |         |  |  |
|------|----------|--------------------------|---------|--|--|
| 5.0  |          |                          |         |  |  |
| 4.0  |          |                          |         |  |  |
| 3.0  |          |                          |         |  |  |
| 2.0  | 22.06.07 | Update the drawing frame | ZQH     |  |  |
| 1.0  | 21.06.23 | NEW                      | LWJ     |  |  |
| REV. | DATE     | DESCRIPTION              | DRAWING |  |  |

|           |         |
|-----------|---------|
| DRAWING:  | ZQH     |
| CHECKED:  | Tianhai |
| APPROVAL: | Cykin   |
| UNIT:     | MM      |
| SCALE:    | 1/1     |
| SHEET:    | 1/1     |

**HIN-BAN**  
Electronic Technology

|              |                                  |          |
|--------------|----------------------------------|----------|
| DESCRIPTION: | 1.00mm WTB WAFER H5.6mm SMT TYPE |          |
| PART NO:     | 1WF02-325XXX-00XXX               | REV: 2.0 |
| DRAWING NO:  | UK0470                           | SIZE: A4 |