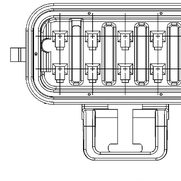

TYPE 102
SAME AS TYPE 101
EXCEPT AS SHOWN

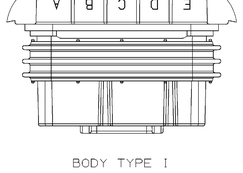

BODY TYPE I

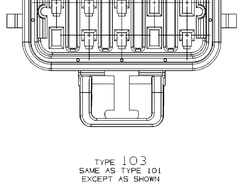

TYPE 103
SAME AS TYPE 101
EXCEPT AS SHOWN

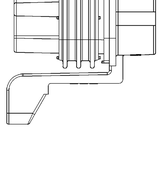

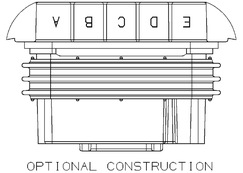

OPTIONAL CONSTRUCTION
FOR 10 WAY

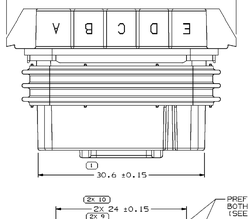

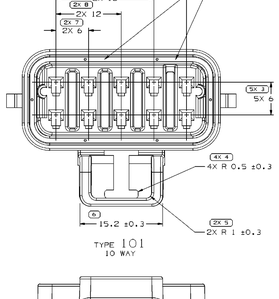

TYPE 101
10 WAY

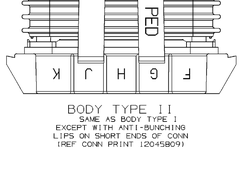

BODY TYPE II
SAME AS BODY TYPE I
EXCEPT WITH ANTI-BUNCHING
LIPS ON SHORT ENDS OF CONN
(REF CONN PRINT 12045809)

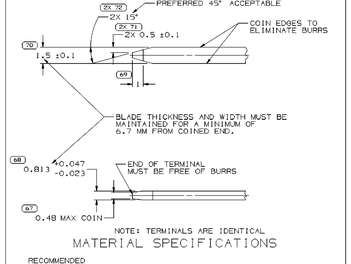

NOTE: TERMINALS ARE IDENTICAL

MATERIAL SPECIFICATIONS

RECOMMENDED

BASE METAL - CDA-210, GILDING, EXTRA SPRING TEMPER

PLATING - 0.0050±0.0025 MM THICK TIN

MINIMUMS

ELECTRICAL CONDUCTIVITY - 2.20% IACS AT 20°C. USE OF A MATERIAL WITH CONDUCTIVITY < 20%IACS MUST BE APPROVED BY PACKARD ELECTRIC MATERIALS ENGINEERING.

TENSILE STRENGTH - 407 MPa

PLATING - FOR LOW ENERGY (≤ 5v) AND NON-PASSENGER COMPARTMENT POWER CIRCUITS, 0.005±0.0025 MM THICK TIN. FOR MATERIALS CONTAINING 10% OR MORE ZINC, AN UNDERPLATE OF COPPER 0.005±0.0025 MM THICK IS REQUIRED.

MATING BLADE INFORMATION
SCALE 8:1

INSPECTION SYMBOLS SHOWN IN THIS VIEW ARE FOR REFERENCE ONLY

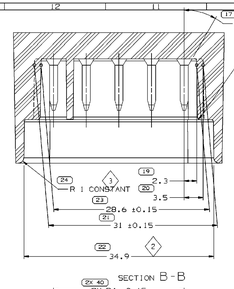

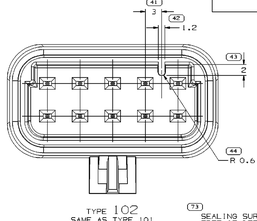

TYPE 102
SAME AS TYPE 101
EXCEPT AS SHOWN

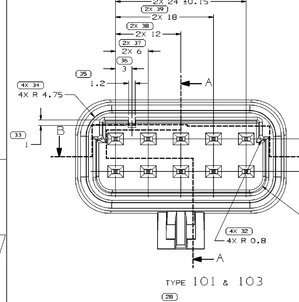

TYPE 101 & 103

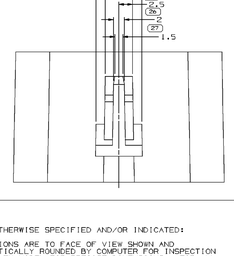

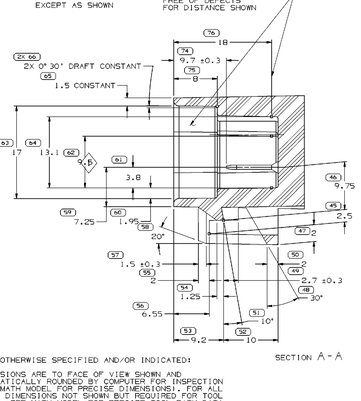

SECTION A-A

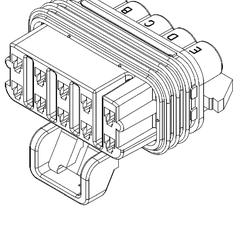

NOTES

1. UNLESS OTHERWISE SPECIFIED AND/OR INDICATED:

   DIMENSIONS ARE TO FACE OF VIEW SHOWN AND AUTOMATICALLY ROUNDED BY COMPUTER FOR INSPECTION (SEE MATH MODEL FOR PRECISE DIMENSIONS). FOR ALL OTHER DIMENSIONS NOT SHOWN BUT REQUIRED FOR TOOL BUILD, SEE MATH MODEL FOR PRECISE TOOL PATH DATA. ALL RADII 0.4
   DRAFT IS 1° ON ALL OUTSIDE SURFACES

2. RECOMMENDED MATERIAL: GLASS FILLED NYLON OR POLYESTER

3. TERMINAL MUST WITHSTAND A MINIMUM PUSHOUT FORCE OF 89 N (20 LBS)

4. WHEN USING THIS INFORMATION FOR A NEW DESIGN REQUEST THE LATEST COPY OF THIS PRINT FROM PACKARD ELECTRIC

5. KEY PRODUCT CHARACTERISTIC SYMBOLS (◇,◇) INDICATE PRODUCT CHARACTERISTICS THAT REQUIRE SPECIAL CARE, DOCUMENTATION, AND ACCEPTANCE CRITERIA PER GM 1805 ON AND DELPHI PACKARD ELECTRIC SYSTEMS PROCEDURES.

MATING PART INFORMATION

NOTES

1. UNLESS OTHERWISE SPECIFIED AND/OR INDICATED:

   DIMENSIONS ARE TO FACE OF VIEW SHOWN AND AUTOMATICALLY ROUNDED BY COMPUTER FOR INSPECTION (SEE MATH MODEL FOR PRECISE DIMENSIONS). FOR ALL OTHER DIMENSIONS NOT SHOWN BUT REQUIRED FOR TOOL BUILD, SEE MATH MODEL FOR PRECISE TOOL PATH DATA.

2. CONN & SEAL ASM-TO ACCEPT 2.5 MAX DIA CABLE

3. CAVITIES TO ACCEPT 12048074 TERMINAL OR EQUIVALENT

4. THIS ASSEMBLY TO ACCEPT CABLE SEAL 12048086 OR EQUIVALENT

5. SHIP IN PLASTIC BAGS OR SHIPPING CONTAINERS LINED WITH PLASTIC LINER B40 OR LINER TO BE SEALED TO PREVENT ENTRY OF FOREIGN MATTER

6. THIS PART IS NOT CONTROLLED FOR AUTOMATIC FEEDING

7. CONNECTOR ACCEPTS CPA 12020833
   TPA 12177082

8. SEALING CODE #3

9. FOR PART NUMBERS WITH ADHESIVE, USE M3510001 OR ADHESIVE APPROVED BY MATERIALS ENGINEERING TO GLUE CONNECTOR SEAL TO CONNECTOR

10. MINIMUM RETENTION OF PERIPHERAL SEAL TO CONNECTOR IS 4.1 N

11. CONNECTOR TO ACCEPT CAP/COVER 12129589

PART NO. WITH ADHESIVE	REV	N/P	PART NO. WITHOUT ADHESIVE	REV	N/P	NO. OF CAVITIES	CAVITIES BLOCKED	PART NO. CONNECTOR BODY	COLOR CONNECTOR BODY	PART NO. CONNECTOR SEAL	COLOR CONNECTOR SEAL	MATING CONNECTOR	NOTES	INDEX TYPE	REPLACED BY	
-	-	-	12160397	C3	-	5	F,G,H,J,K	12160396	LT GREEN	12077436		12045808	1-B	101	-	
-	-	-	12124012	E4	-	6	D,E,G,K	12124016	BROWN	12077436		A,B,S, MODULE	1-B	103	-	— BODY TYPE II
-	-	-	12110073	D5	-	7	E,K,S	12110074	CREAM	12077436		12045808	1-B	101	-	
-	-	-	12084380	B	-	10	NONE	12045809	BLK	12077436		12045808	1-10	101	12065425	
-	-	-	12084381	C4	-	8	G,H	12084381	LT GRAY	12077436		12045809, AC MOD	1-B	101	-	
-	-	-	12065427	A	-	7	G,H,J	12052934	BLUE	12047939		AC CRUISE MODULE	1-B	101	-	
-	-	-	12065426	A	-	10	NONE	12052190	MED GRAY	12047939		12052189	1-B	102	-	
-	-	-	12065460	A	-	10	NONE	12045809	BLK	12047939		12045808	1-B	101	-	
-	-	-	12065427	D4	-	7	G,H,J	12052934	BLUE	12077436		12045808, AC MOD	1-B	101	-	— BODY TYPE- II
-	-	-	12065426	D3	-	10	NONE	12052190	MED GRAY	12077436		12052189	1-B	102	-	
12186688	B2	-	12065425	E3	-	10	NONE	12045809	BLK	12077436		12045808	1-B	101	-	
-	-	-	12065928	A	-	7	G,H,J	12052934	BLUE	12045811		AC CRUISE MODULE	1-B	101	12065427	
-	-	-	12065426	A	-	10	NONE	12052190	MED GRAY	12045811		12052189	1-B	102	12065426	
-	-	-	12045812	A	-	10	NONE	12045809	BLK	12045811		12045808	1-B	101	12065425	

DRAWING NUMBER				
12048226				
SIZE	SCALE	SHEET NO	SHEET NO	REV
A1x3	4:1	2 OF 2	1 OF 4	R 04 -

SYMBOL DEFINITION		MISSING SYMBOLS
A DIMENSION WITHOUT AN INSPECTION REPORT SYMBOL (□) DOES NOT REQUIRE INSPECTION. IT MAY BE CONTROLLED ON THE INDIVIDUAL COMPONENT DRAWING.	TOTAL NO OF INSPECTIONS REQUIRED 106	NO MISSING SYMBOL NUMBER
	LAST NO. USED 76	

KEY PRODUCT CHARACTERISTICS		
▽ SAFETY/COMPLIANCE	◇ FIT/FUNCTION	TOTAL ON DRAWING 3
▽ S/C CHECKPOINTS	◇ F/F CHECKPOINTS	LAST NO. USED 3

NO & TYPE	DESCRIPTION	RATIONALE	PTS	ZONE

DWG STATUS										
DATE	STN	REV	N/P	CHG	ZONE	REVISION HISTORY	AUTH	DR	APVD	APVD 2
150235	R	01	-	-		CLEARED REV COL AND REDRAWN TO PDI 12110073 - CONN BODY COLOR WAS NATURAL AND REMOVED SNOWCONES NOTES: 12065425-27, 12084380, 12124012, 12160397 & 12186688- UPDATED PDM ATTRIBUTES	272213	GPS	JAN	EST
080405	R	02	-	-		ALL ACTIVE PARTS - ADDED NOTE 11	274267	HDD	JAN	BOS
281496	R	03	-	-		ALL ACTIVE PARTS - ADDED TPA 12177082 TO 12020833 NOTE 7 AND REMOVED TPA COLUMN FROM CHART	279083	GPS	AUG	BOS
225215	R	04	-	-		12065427, 12084380, 12110073 & 12124012 - OBSOLETE	438641	NRM	JAN	FL

THIS DRAWING IS THE PROPERTY OF DELPHI CORPORATION
DELPHI PACKARD ELECTRICAL/ELECTRONIC ARCHITECTURE
COPYRIGHT 1998 DELPHI CORPORATION, HELLER PA AFFILIATES. ALL RIGHTS RESERVED.
THIS DRAWING IS THE PROPERTY OF DELPHI CORPORATION

DELPHI
DELPHI PACKARD ELECTRICAL/ELECTRONIC ARCHITECTURE

DR	CHAPIN M.	08APR96
APVD1	J. COLDSMOW	08APR96
APVD2	B. BARTLEY	11APR96
APVD3		
APVD4		

PART DRAWING

UNLESS OTHERWISE SPECIFIED
THIS DOCUMENT IS IN ACCORDANCE WITH ANSI Y14.5M-1994 AS MODIFIED BY GM IN GLOBAL DIMENSIONING AND TOLERANCING STANDARD GM 1010M. DIMENSIONS AND TOLERANCES APPLY TO THE FINISHED PART. FEATURES NOT DEFINED BEYOND THIS DRAWING ARE OF SYTAN REFERENCE.

ALL DIMENSIONS ARE IN MILLIMETERS

REFERENCE

N/A PROCESS SENSITIVE DIMENSION

DIMENSIONS ENCLOSED IN ( ) HAVE NO INDIVIDUAL TOLERANCE, USE GM TOLERANCE LIMITS AS STATED ABOVE

DIMENSIONAL RANGES (MM)												QUIZ
FROM	0.0	3.0	6.0	30	120	315	1000	2000	3000	4000	5000	
TO	3.0	6.0	30	120	315	1000	2000	3000	4000	5000	6000	
TOLERANCE (PLUSES AND MINUSES)												
±0.15	±0.2	±0.3	±0.4	±0.5	±0.6	±0.8	±1	±1.2	±1.5	±2	±2.5	

GENERAL TOLERANCE ALL

THIRD ANGLE PROJECTION

DO NOT SCALE

USE MATH DATA

NX

DRAWING NUMBER				
12048226				
SIZE	SCALE	SHEET NO	SHEET NO	REV
A1x3	4:1	1 OF 2	1 OF 4	R 04 -

TAXI ASM CONN F M/P 150 SLD

SIZE DRAWING

DRAWING NAME

SUBSTITUTES OF CONTENT: NO RECYCLED CONTENT PER DELPHI (294802)

DRAWING NUMBER

12048226

Plot: 14:26
Date: 01-Oct-15
Page 1 of 1