

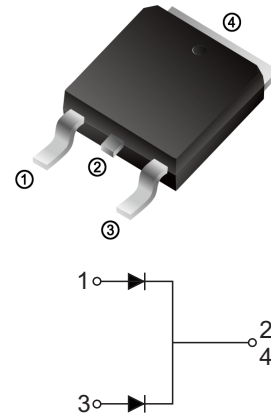


MBR20150LDT THRU MBR20200LDT Surface Mount Schottky Rectifiers

FEATURES

- High current capability
- Low forward voltage drop
- Low power loss, high efficiency
- High surge capability
- High temperature soldering guaranteed
- Mounting position: any

TO-252(D-PAK)



MAXIMUM RATINGS AND ELECTRICAL CHARACTERISTICS

Ratings at 25°C ambient temperature unless otherwise specified.

CHARACTERISTICS	TO-252	MBR20150LDT	MBR20200LDT	UNIT
Maximum Recurrent Peak Reverse Voltage	V _{RRM}	150	200	V
Maximum RMS Voltage	V _{RMS}	105	140	V
Maximum DC Blocking Voltage	V _{DC}	150	200	V
Maximum Average Forward Rectified Current	I _(AV)	20.0		A
Peak Forward Surge Current 8.3ms Single Half Sine-Wave Super Imposed on Rated Load (JEDEC Method)	I _{FSM}	120		A
Maximum Forward Voltage at 10.0A DC per leg	V _F	0.85	0.90	V
Maximum DC Reverse Current at Rated DC Blocking Voltage	I _R	0.1 20		mA
Typical Junction Capacitance Per Element (Note1)	C _J	400		pF
Typical Thermal Resistance (Note2)	R _{θJA}	45		°C/W
Operating Temperature Range	T _J	-55 to +175		°C
Storage Temperature Range	T _{STG}	-55 to +175		°C

NOTES: 1. Measured at 1.0MHz and applied reverse voltage of 4.0V DC.
2. Mounted on 10cm x 10cm x 1mm copper pad area



MBR20150LDT THRU MBR20200LDT Surface Mount Schottky Rectifiers

Characteristic Curves ($T_A=25^\circ\text{C}$ unless otherwise noted)

FIG.1-TYPICAL FORWARD CURRENT DERATING CURVE

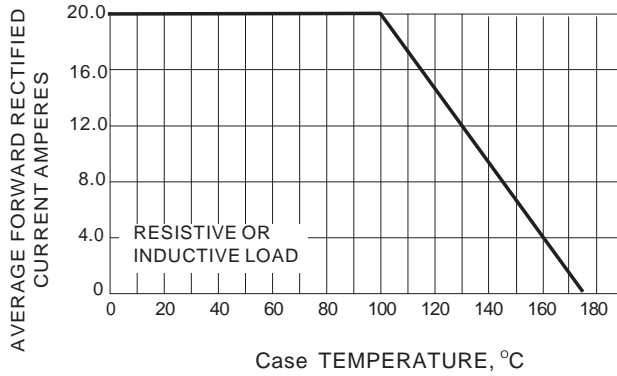


FIG.2-TYPICAL FORWARD CHARACTERISTICS

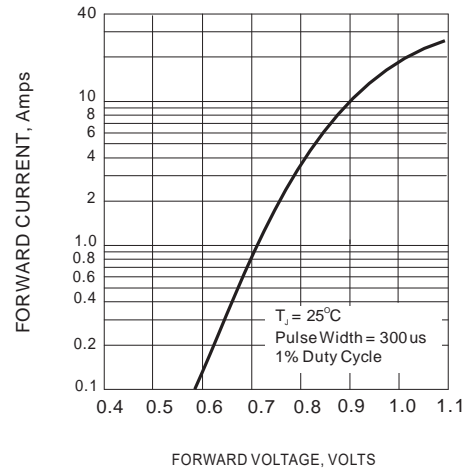


FIG.3-MAXIMUM NON-REPETITIVE FORWARD SURGE CURRENT

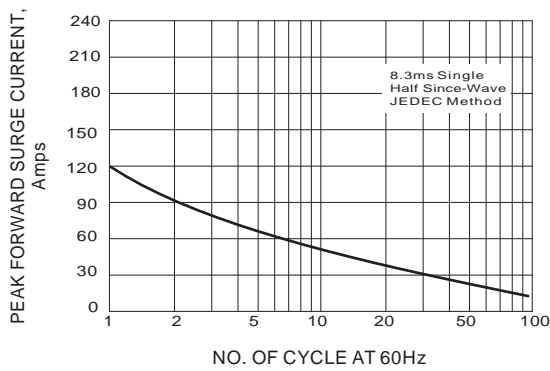
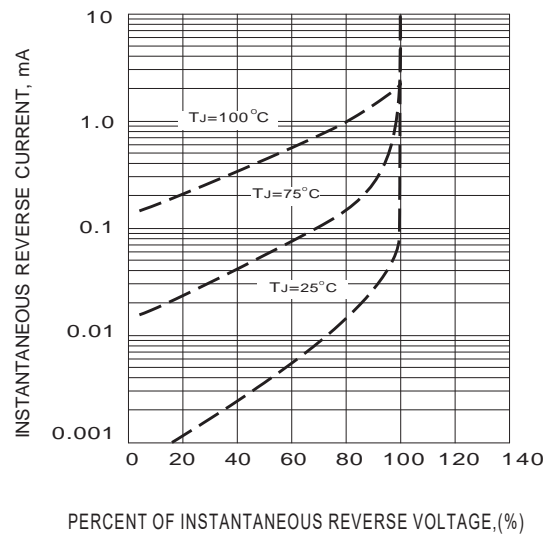


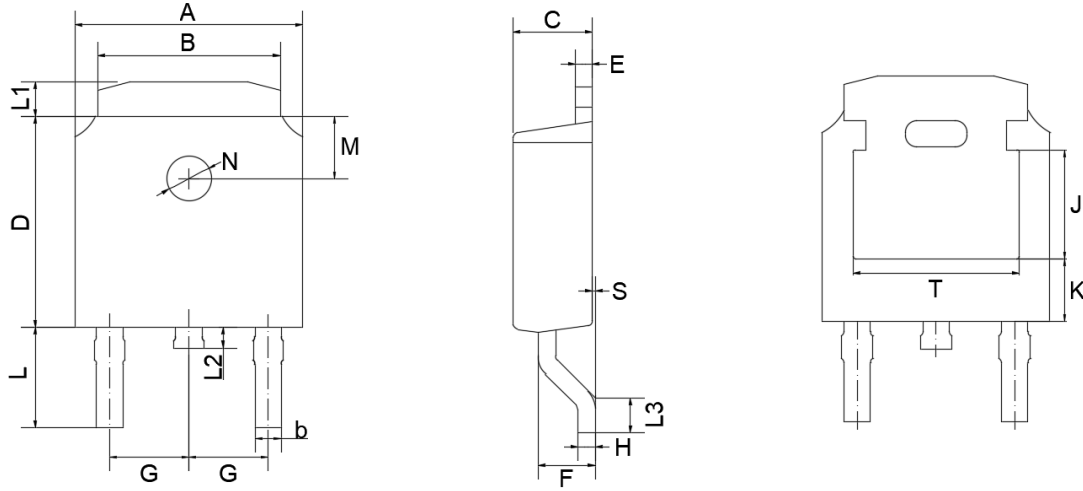
FIG.4 - TYPICAL REVERSE CHARACTERISTICS





MBR20150LDT THRU MBR20200LDT Surface Mount Schottky Rectifiers

TO-252(D-PAK) Package Outline Dimensions



TO-252(D-PAK) mechanical data

UNIT	A	B	b	C	D	E	F	G	H	L	L1	L2	L3	S	M	N	J	K	T	
mm	max	6.7	5.5	0.86	2.5	6.3	0.6	1.8	2.29 TYPICAL	0.55	3.1	1.2	1.0	1.75	0.1	1.8 TYPICAL	1.3 TYPICAL	3.16 ref.	1.80 ref.	4.83 ref.
	min	6.3	5.1	0.66	2.1	5.9	0.4	1.3		0.45	2.7	0.8	0.6	1.40	0.0					
mil	max	264	217	33	98	248	24	71	90 TYPICAL	22	122	47	39	69	4	71 TYPICAL	51 TYPICAL	124 ref.	71 ref.	190 ref.
	min	248	201	26	83	232	16	51		18	106	31	24	55	0					