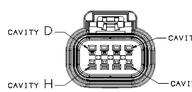

TYPE 104
SAME AS TYPE 108
EXCEPT FOR CAVITIES
E,F,G,H ARE BLOCKED
SCALE 2:1

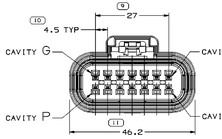

TYPE 114
SAME AS TYPE 108
EXCEPT AS SHOWN
SCALE 2:1

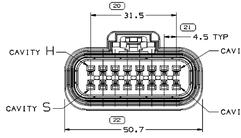

TYPE 216
SAME AS TYPE 116
EXCEPT AS SHOWN
SCALE 2:1

TYPE 217
SAME AS TYPE 216
EXCEPT AS SHOWN
(CAVITIES H,K,N,P
ARE BLOCKED)

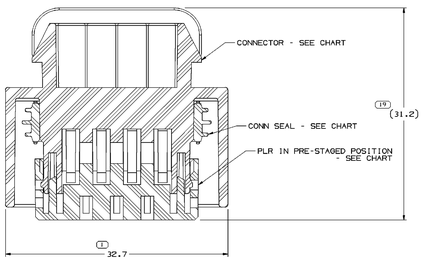

SECTION A-A

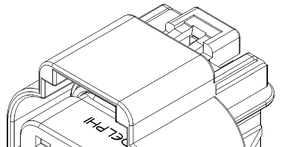

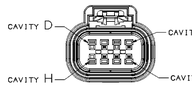

TYPE 105
SAME AS TYPE 109
EXCEPT FOR CAVITIES
B,D,H ARE BLOCKED
SCALE 2:1

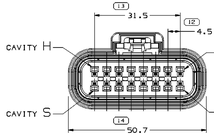

TYPE 116
SAME AS TYPE 108
EXCEPT AS SHOWN
SCALE 2:1

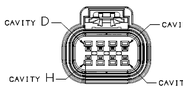

TYPE 208
SAME AS TYPE 108
EXCEPT AS SHOWN

TYPE 218
SAME AS TYPE 216
EXCEPT AS SHOWN
(CAVITIES H,N
ARE BLOCKED)

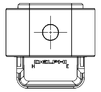

SCALE 2:1

TYPE 219
SAME AS TYPE 216
EXCEPT AS SHOWN
(CAVITIES E,H,J,K,L,M,
N,P,R,S ARE BLOCKED)

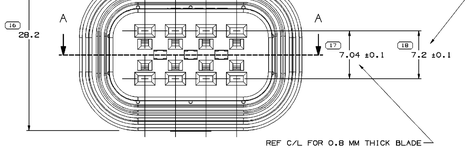

TYPE 108

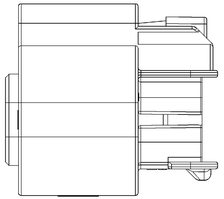

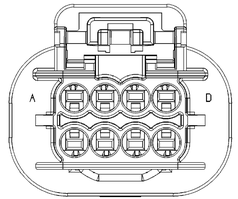

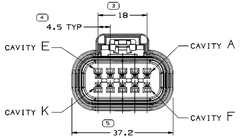

TYPE 110
SAME AS TYPE 108
EXCEPT AS SHOWN
SCALE 2:1

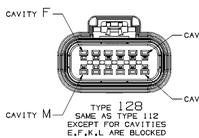

TYPE 128
SAME AS TYPE 112
EXCEPT FOR CAVITIES
E,F,K,L ARE BLOCKED
SCALE 2:1

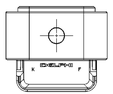

TYPE 210
SAME AS TYPE 110
EXCEPT AS SHOWN
SCALE 2:1

TYPE 220
SAME AS TYPE 216
EXCEPT AS SHOWN
(CAVITIES H,J,L,M,N,
R,S ARE BLOCKED)

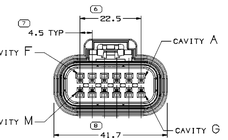

TYPE 112
SAME AS TYPE 108
EXCEPT AS SHOWN
SCALE 2:1

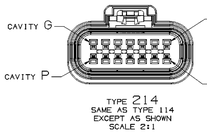

TYPE 214
SAME AS TYPE 114
EXCEPT AS SHOWN
SCALE 2:1

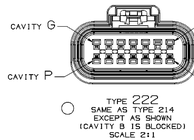

TYPE 222
SAME AS TYPE 214
EXCEPT AS SHOWN
(CAVITY B IS BLOCKED)
SCALE 2:1

TYPE 221
SAME AS TYPE 216
EXCEPT AS SHOWN
(CAVITIES A,B,C,D,F,G,H,
J,L,M,N,R,S ARE BLOCKED)

TYPE 223
SAME AS TYPE 112
EXCEPT AS SHOWN
(CAVITY M IS BLOCKED)
SCALE 2:1

TYPE 224
SAME AS TYPE 216
EXCEPT AS SHOWN
(CAVITY M IS BLOCKED)
SCALE 2:1

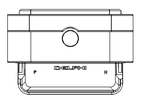

SYMBOL DEFINITION		MISSING SYMBOLS
A DIMENSION WITHOUT AN INSPECTION REPORT SYMBOL DOES NOT REQUIRE INSPECTION. IT MAY BE CONTROLLED ON THE INDIVIDUAL COMPONENT DRAWING.	TOTAL NO OF INSPECTIONS REQUIRED: 22	NO MISSING SYMBOL NUMBER
	LAST NO. USED: 22	

NOTES

1. UNLESS OTHERWISE SPECIFIED AND/OR INDICATED:

   DIMENSIONS ARE TO FACE OF VIEW SHOWN AND AUTOMATICALLY ROUNDED BY COMPUTER FOR INSPECTION (SEE MATH MODEL FOR PRECISE DIMENSIONS). FOR ALL OTHER DIMENSIONS NOT SHOWN BUT REQUIRED FOR TOOL BUILD, SEE MATH MODEL FOR PRECISE TOOL PATH DATA.

2. THIS PRODUCT IS NOT CATEGORIZED AS AN APPEARANCE ITEM. MINOR IMPERFECTIONS (INCLUDING, BUT NOT LIMITED TO, FLOW MARKS, COLOR BLEMISHES, GATE VESTIGE, AND SOFT FLASH THAT DO NOT AFFECT THE FIT, FORM, OR FUNCTION OF THE PART ARE PERMISSIBLE PER DPAP-4.7-CS-01.

3. FOR APPLICATION DATA SEE THE INDIVIDUAL APPLICATION DRAWINGS.

4. THIS CONNECTION MEETS OR EXCEEDS SAE/ USCAR-2 AUGUST 1997 SECTION 5.3.1.2. TERMINAL DISENGAGE CRITERIA WITH THE APPLICATION OF A TERMINAL POSITION ASSURANCE (TPA) SECONDARY LOCK.

DATE	DIN	REV	N/P	DWN	ZONE	REVISION HISTORY	AUTH	DR	PD	QPV
12JM02	R	04	-	-	-	CLEARED REVISION COLUMN ALL PARTS - REDRAWN TO NEW FORMAT & ADDED TPA COLUMN	222112	MD	MD	CD
28JN02	R	05	-	-	-	UPDATED PDM ATTRIBUTES	227240	HAM	HAM	CD
30APO3	-	06	-	-	-	15465944 THRU 15465947 - RELEASED	239314	JS	JS	CD
02DEC3	R	07	-	-	-	15479300 - RELEASED	246954	SES	SES	MJC
03DEC3	R	08	-	-	-	ALL PARTS EXCEPT 15479300 - UPDATED WITH CURRENT CONNECTOR REVISIONS	246695	SES	SES	MJC
02MO03	R	09	-	-	-	ALL PARTS - REVISED NOTE #2	248298	MAC	MAC	MC
12JA04	R	10	-	-	-	15479303 - 15378795 TPA WAS 15458785A ALL PARTS - ADDED 15317832 CPA	258447	TLD	TLD	MJC
16AU04	R	11	-	-	-	15465947, 15465945 - OBSOLETE	257487	KDK	KDK	MC
07SE04	R	12	-	-	-	15465945 - REINSTATED	258738	SES	SES	MC
28JN05	R	13	-	-	-	13530777 - RELEASED	264987	KJ	KJ	PWR
06SE05	R	14	-	-	-	13530777 - UPDATED PDM ATTRIBUTES	271983	JBD	AUG	PWR
11MO05	R	15	-	-	-	13548638 - RELEASED	274593	JTV	AUG	JDS
08DEC5	R	16	-	-	-	ALL PARTS - ADDED CAVITY PLUG NOTE; 15326838 - UPDATED WITH CURRENT CONNECTOR REVISIONS - RELEASED 13545288, 13545282, AND 13544615	273937	MM	MM	LN
19MY06	R	17	-	-	-	13530777 - UPDATED PDM ATTRIBUTES	289784	JBD	AUG	EJK
28JL06	R	18	-	-	-	13548638 - REVISED CALLOUT	292885	JTZ	KVJ	JDS
04APO7	R	19	-	-	-	15326863, 15326864, 15326849, 15326842 & 15326835 - UPDATED PDM ATTRIBUTES	401054	BLB	JWP	PTP
29MY07	R	20	-	-	-	ALL PARTS - ADDED COLUMNS (CONNECTOR COLOR & REPLACED BY); 15326835, 15326842, 15326849 & 15326863 - RESTRICTED	401953	CCB	AUG	PTP
27MR09	R	21	-	-	-	TYPE 108 WAS 120, TYPE 116 WAS 121, TYPE 184 WAS 189, TYPE 186 WAS 111, TYPE 185 WAS 119, TYPE 124 WAS 175, TYPE 216 WAS 118, TYPE 214 WAS 122 & TYPE 128 WAS 117; ALL PARTS - REMOVED MATL RECYCLING CODE FROM CONNECTOR MODELS, COLUMN AND LABEL	487645	JBD	AUG	RAP
19JN09	R	22	-	-	-	15326835 - CONNECTOR WAS 15326834; 15326842 - CONNECTOR WAS 15326841; 15326849 - CONNECTOR WAS 15326848	498210	FRE	FRE	RAP
17AU09	R	23	-	-	-	15326835 - CONNECTOR WAS 15352791 15326842 - CONNECTOR WAS 15352811; 15326849 - CONNECTOR WAS 15353636	498666	TBF	FRG	RAP
31AU09	R	24	-	-	-	13545282 - WAS TYPE 110; 13545280 - WAS TYPE 108	498895	DMC	DDL	RAP
03MO09	R	25	-	-	-	15326835, 15326842 & 15326849 WERE RESTRICTED USAGE AND REMOVED REPLACED PART NUMBER	499356	DBR	BLB	VMR
18APII	R	26	-	-	-	15326863 - REMOVED "RESTRICTED USAGE" AND "REPLACED BY" PART NUMBERS	413962	JRL	JRL	VMR
17MO11	R	27	-	-	-	ALL ACTIVE PARTS - ADDED PERFORMANCE REQUIREMENT NOTE	416542	JRL	JRL	DGL
09JL12	R	28	-	-	-	13969751, 13969752, 13969753, 13969754 & 13969755 - RELEASED	418787	JAR	JAR	DAF
09JN14	R	29	-	-	-	13132255, 13132238 & 13132249 - RELEASED	424770	BLB	BLB	JFF

PART NO	ID	REV	N/P	TYPE	CONNECTOR	CONNECTOR SEAL	PLR
13132249	-	01	-	224	13132248	15326866 / (D406241)	15326865 / (D406242)
13132238	-	01	-	223	13132237	15326852	15326851
13132229	-	01	-	222	13132225	15326859	15326858
13969752	-	01	-	221	13961707	15326866	15326865
13969754	-	01	-	220	13961706	15326866	15326865
13969753	-	01	-	219	13961705	15326866	15326865
13969752	-	01	-	218	13961704	15326866	15326865
13969751	-	01	-	217	13961703	15326866	15326865
13546615	-	01	AC	214	13546614	15326859	15326858
13545282	-	01	AD	210	13545281	15326845	15326844
13545280	-	01	AD	208	13545279	15326838	15326837
13548638	-	02	AD	105	13548635	15326838 / (D406216	15326837 / (D406217
13530777	-	01	AE	112	13530636	15326852	15326851
15479300	-	01	AF	216	15479299	15326866 / (D406241)	15326865 / (D406242)
15465947	-	02	AD	128	15465025	15326852 / (D406228)	15326851 / (D406229)
15465946	-	02	AF	124	15465024	15326852 / (D406228)	15326851 / (D406229)
15465945	-	02	AH	106	15465021	15326838 / (D406216	15326837 / (D406217
15465944	-	02	AF	104	15465020	15326838 / (D406216	15326837 / (D406217
15326863	406245	03	AH	116	15326862 / (D406244	15326866 / (D406241)	15326865 / (D406242)
15326856	406238	03	AG	114	15326855 / (D406237	15326859 / (D406234	15326858 / (D406235
15326849	406231	02	AK	112	15326848 / (D406230	15326852 / (D406228)	15326851 / (D406229)
15326842	406225	02	AK	110	15326841 / (D406224	15326845 / (D406222	15326844 / (D406223
15326835	406219	02	AK	108	15326834 / (D406218	15326838 / (D406216	15326837 / (D406217

3132249	-	01	-	224	3132248	15326866 / (D406241)	15326865 / (D406242)
3132238	-	01	-	223	3132237	15326852	15326851
3132229	-	01	-	222	3132225	15326859	15326858
13969752	-	01	-	221	13961707	15326866	15326865
13969754	-	01	-	220	13961706	15326866	15326865
13969753	-	01	-	219	13961705	15326866	15326865
13969752	-	01	-	218	13961704	15326866	15326865
13969751	-	01	-	217	13961703	15326866	15326865
13546615	-	01	AC	214	13546614	15326859	15326858
13545282	-	01	AD	210	13545281	15326845	15326844
13545280	-	01	AD	208	13545279	15326838	15326837
13548638	-	02	AD	105	13548635	15326838 / (D406216	15326837 / (D406217
13530777	-	01	AE	112	13530636	15326852	15326851
15479300	-	01	AF	216	15479299	15326866 / (D406241)	15326865 / (D406242)
15465947	-	02	AD	128	15465025	15326852 / (D406228)	15326851 / (D406229)
15465946	-	02	AF	124	15465024	15326852 / (D406228)	15326851 / (D406229)
15465945	-	02	AH	106	15465021	15326838 / (D406216	15326837 / (D406217
15465944	-	02	AF	104	15465020	15326838 / (D406216	15326837 / (D406217
15326863	406245	03	AH	116	15326862 / (D406244	15326866 / (D406241)	15326865 / (D406242)
15326856	406238	03	AG	114	15326855 / (D406237	15326859 / (D406234	15326858 / (D406235
15326849	406231	02	AK	112	15326848 / (D406230	15326852 / (D406228)	15326851 / (D406229)
15326842	406225	02	AK	110	15326841 / (D406224	15326845 / (D406222	15326844 / (D406223
15326835	406219	02	AK	108	15326834 / (D406218	15326838 / (D406216	15326837 / (D406217

PART NO	ID	REV	N/P	TYPE	CONNECTOR	CONNECTOR SEAL	PLR

GENERATED LEADER									
15326973									
SIZE	SHEET	TYPE	SHEET NO	OF	REV	N/P			
A1x3	511	2 OF 2	1 OF 4	R	29	-			

NOTICE: THE DRAWN IMPORTANT PART SUMMARY INCLUDES ALL PHYSICAL PARTS ARE NOT AVAILABLE FOR ORDERING.

PART NUMBERS THAT DO NOT HAVE A LINE PRESENT INDICATE THAT PHYSICAL PARTS ARE NOT AVAILABLE FOR ORDERING.

CONTACT DELPHI SALES TO ASSURE AVAILABILITY OF PARTS.

DWG TYPE: PART DRAWING

STATUS:

VALUE (OUT): SYSTEM CODE: D

UNLESS OTHERWISE SPECIFIED

THIS DOCUMENT IS IN ACCORDANCE WITH ASME Y14.5M-1994 AS ADMINISTERED BY DELPHI STANDARDS OFFICE.

THIS DRAWING IS THE PROPERTY OF DELPHI TECHNOLOGIES AND INCLUDES DATA THAT SHALL NOT BE DISCLOSED TO OTHERS WITHOUT PRIOR WRITTEN PERMISSION. REPRODUCTION OF THIS DRAWING IN WHOLE OR IN PART IS PROHIBITED WITHOUT EXPRESS AUTHORIZATION. IT PROHIBITED.

		DATE
DR	B. NAST	23.JAN97
APVDR	M. MCCALL	17.4.97
APVDR	M. MCCALL	17.4.97
APVDR	M. CHAPMAN	25.4.97
APVDR		
APVDR		

SUBSTANCES OF CONCERN: NO RECYCLED CONTENT PER DELPHI (2HF002)

SIZE: DRAWING

DRAWING NAME: TAXI ASM CONN F 0T 150 SLD

GENERATED LEADER: 15326973

SIZE	SHEET	TYPE	SHEET NO	OF	REV	N/P
A1x3	511	1 OF 2	1 OF 1	R	29	-

N/A PROCESS SENSITIVE DIMENSION

DIMENSION ENGLISH: IN / MILLIMETER
DIMENSION METRIC: MM / MILLIMETER
UNITS ARE STATED HERE

GENERAL TOLERANCES UNLESS OTHERWISE SPECIFIED									
FRACTIONAL	±1/2	±1/4	±1/8	±1/16	±1/32	±1/64			
DECIMAL	±.5	±.25	±.12	±.06	±.03	±.02	±.01	±.005	±.002
ANGULAR	±1/2°	±1/4°	±1/8°	±1/16°	±1/32°	±1/64°			

THIRD ANGLE PROJECTION

DO NOT SCALE

USE MATRIX DATA

DELPHI
DELPHI PHOVIS ELECTRICAL/ELECTRONIC ARCHITECTURE
DELPHI
COPYRIGHT 1997 DELPHI CORPORATION, HELMUT ITN AFFILIATES. ALL RIGHTS RESERVED.
DELPHI
THIS DRAWING IS THE PROPERTY OF DELPHI CORPORATION AND INCLUDES DATA THAT SHALL NOT BE DISCLOSED TO OTHERS WITHOUT PRIOR WRITTEN PERMISSION. REPRODUCTION OF THIS DRAWING IN WHOLE OR IN PART IS PROHIBITED WITHOUT EXPRESS AUTHORITY.