

SPEED/PACKAGE AVAILABILITY

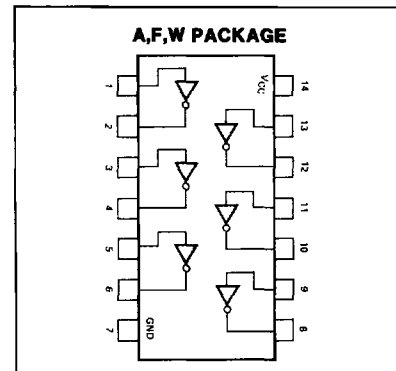
54 F,W 74 A,F

SWITCHING CHARACTERISTICS $V_{CC} = 5V, T_A = 25^\circ C$

TEST CONDITIONS	54/74			UNIT
	MIN	TYP	MAX	
Propagation delay time				
t_{PLH} Low-to-high		10	15	ns
t_{PHL} High-to-low		15	23	ns

Load circuit and typical waveforms are shown at the front of section.

PIN CONFIGURATION



SPEED/PACKAGE AVAILABILITY

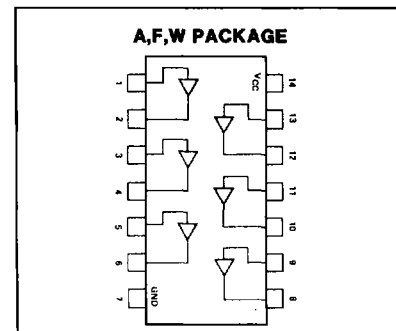
54 F,W 74 A,F

SWITCHING CHARACTERISTICS $V_{CC} = 5V, T_A = 25^\circ C$

TEST CONDITIONS	54/74			UNIT
	MIN	TYP	MAX	
Propagation delay time				
t_{PLH} Low-to-high		6	10	ns
t_{PHL} High-to-low		20	30	ns

Load circuit and typical waveforms are shown at the front of section.

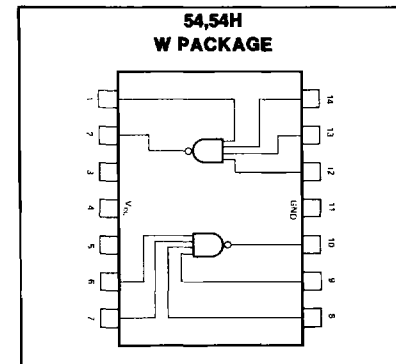
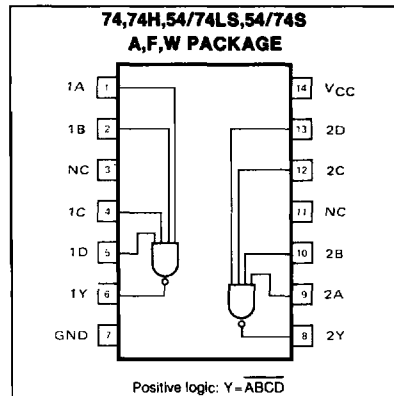
PIN CONFIGURATION



SPEED/PACKAGE AVAILABILITY

54 F,W 74 A,F
 54H F,W 74H A,F
 54LS F,W 74LS A,F
 54S F,W 75S A,F

PIN CONFIGURATION



SWITCHING CHARACTERISTICS $V_{CC} = 5V, T_A = 25^\circ C$

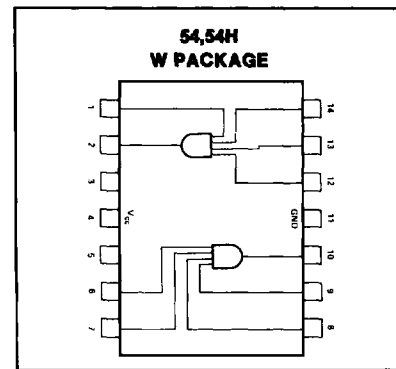
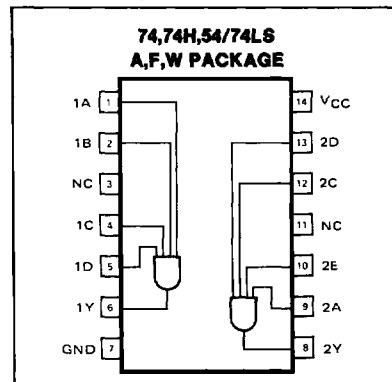
TEST CONDITIONS	54/74			54/74H			54/74LS			54/74S			UNIT
	MIN	TYP	MAX	MIN	TYP	MAX	MIN	TYP	MAX	MIN	TYP	MAX	
Propagation delay time t_{PLH} Low-to-high		12	22		6	10		5	15	2	3	4.5	ns
										$C_L = 50pF$ 4.5			
t_{PHL} High-to-low		8	15		7	10		9	15	2	3	5	ns
										$C_L = 50pF$ 5			

Load circuit and typical waveforms are shown at the front of section.

SPEED/PACKAGE AVAILABILITY

54 F,W	74 A,F
54H F,W	74H A,F
54LS F,W	74LS A,F

PIN CONFIGURATION



SWITCHING CHARACTERISTICS $V_{CC} = 5V, T_A = 25^\circ C$

TEST CONDITIONS	54/74			54/74H			54/74LS			UNIT
	MIN	TYP	MAX	MIN	TYP	MAX	MIN	TYP	MAX	
Propagation delay time t_{PLH} Low-to-high		17.5	27		7.6	12		9	15	ns
t_{PHL} High-to-low		12	19		8.8	12		9	20	ns

Load circuit and typical waveforms are shown at the front of section.

LOGIC