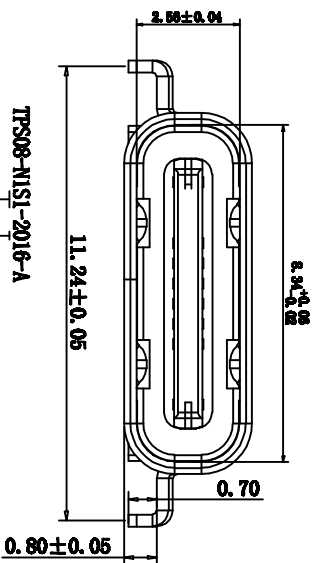
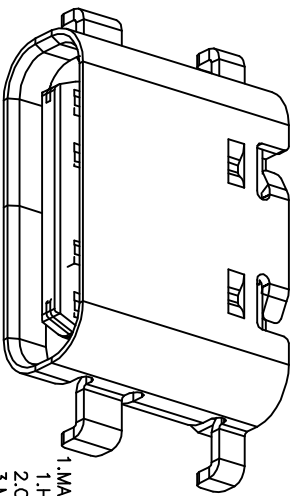
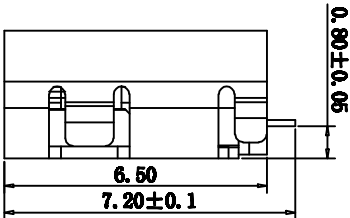
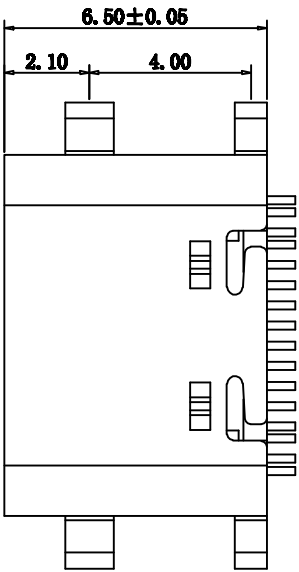
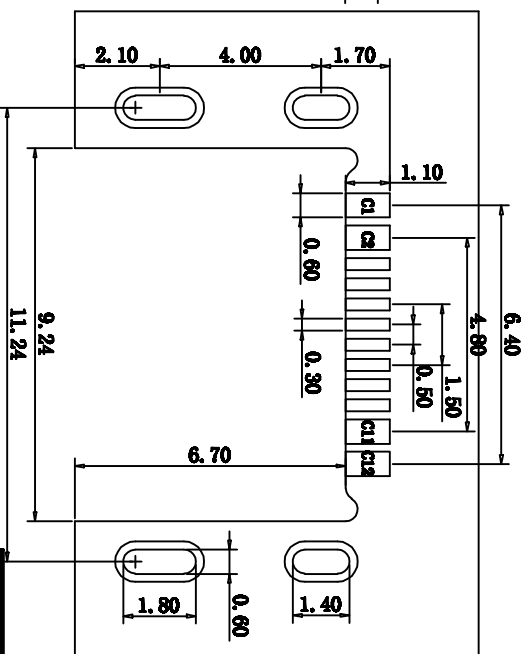


REV.	DESCRIPTION	APPD	DATE



TPS08-NIS1-2016-A  
 0 普通外壳  
 1 点焊外壳  
 S1 半金属端子  
 F1 全金属端子



1. MATERIAL SPECIFICATION:  
 1. HOUSING: HIGH TEMPERATURE RESISTANT PLASTIC, UL94 V-0.  
 2. CONTACTS: COPPER ALLOY  
 3. MID PLATE: STAINLESS STEEL  
 4. FRONT SHELL: STAINLESS STEEL  
 2. PLATING SPECIFICATION:  
 2-1. CONTACTS:  
 Ni: 40μ" MIN. UNDER PLATED OVER ALL.  
 Au PLATED ON THE FUNCTIONAL AREA OF CONTACT.  
 (GOLD PLATING THICKNESS FOLLOW THE P/N)  
 PLATING SPECIFICATIONS OF THE SOLDER AREA FOLLOW THE P/N  
 2-2. FRONT SHELL:  
 SEE TABLE1.  
 2-3. SHIELD PLATE&EMI PLATE:  
 CLEAR ONLY  
 3. MECHANICAL PERFORMANCE:  
 3-1. INSERTION FORCE: 0.5~2.0N.  
 3-2. REMOVAL FORCE: 0.8N~2.0N.  
 3-3. DURABILITY: 10000 CYCLES.  
 4. ELECTRICAL PERFORMANCE:  
 4-1. CURRENT RATING: 5.0A  
 VOLTAGE RATING: 5.0V  
 4-2. I.COR:  
 VBUS & GND PINS AND OTHER PINS: 40mΩ/PIN MAX.  
 SHIELD: 50mΩ/MAX.  
 I.COR MAX. CHANGE OF ALL PINS: 10mΩ.  
 4-3. INSULATION RESISTANCE: 100MΩ MIN  
 4-4. DIELECTRIC WITHSTAND VOLTAGE: AC 100V FOR 1 MINUTE.  
 5. ENVIRONMENTAL PERFORMANCE:  
 OPERATING TEMPERATURE: -25°C~+85°C.  
 6. I.R. REFLOW:  
 THE PEAK TEMPERATURE ON THE BOARD SHALL  
 BE MAINTAINED FOR 10 SECONDS AT 260°C.

16 PIN USB Type-C Receptacle Interface (Front View)

PIN NO.	A1/B12	A4/B9	B8	A5	B7	A6	A7	B6	A8	B5	B4/A9	B1/A12
SIGNAL NAME	GND	Vbus	SBU2	CC1	D-	D+	D-	D+	SBU1	CC2	Vbus	GND
PCB PAD NO.	C1	C2	C3	C4	C5	C6	C7	C8	C9	C10	C11	C12

DES NO:	USB-20160124	MATERIAL:	
LOT NO:		FINISH:	
UNIT:	MM	SIZE:	A4
TOLERANCES:		GENERAL:	
	1.7~±0.35		1.7~±0.35
	1.7~±0.50		1.7~±0.50
	1.7~±0.10		1.7~±0.10
		DR:	刘静
		DES:	
		APP:	
		SCALE:	1:1
		SHEET:	1 OF 1
		TITLE:	TYPE C 16pin 母座 沉板0.8(铜片)
		PART NO:	XUBF-0316-2034
		REV:	A

深圳市连欣科技有限公司