

2SC2271



2006A

(T-31-23

NPN Triple Diffused Planar Silicon Transistor

Chroma Output, Horizontal Deflection Driver Applications

©493E

Small-sized color TV chroma use and B/W TV, color TV horizontal deflection driver use.

Absolute Maximum Ratings at Ta=25°C

			unit
Collector to Base Voltage	VCBO	300	V
Collector to Emitter Voltage	VCEO	300	V
Emitter to Base Voltage	VEBO	6	V
Collector Current	IC	100	mA
Peak Collector Current	icp	300	mA
Collector Dissipation	PC	900	mW
Junction Temperature	Tj	150	°C
Storage Temperature	Tstg	-55 to +150	°C

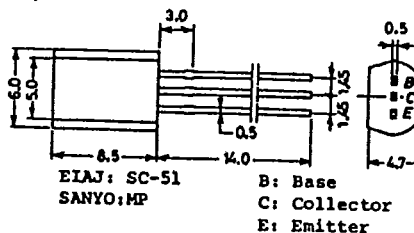
Electrical Characteristics at Ta=25°C

			min	typ	max	unit
Collector Cut Off Current	ICBO	V _{CB} =200V, I _E =0			1.0	uA
Emitter Cut Off Current	IEBO	V _{EB} =6V, I _C =0			1.0	uA
DC Current Gain	h _{FE}	V _{CE} =10V, I _C =10mA	40*		200*	
Gain Band Width Product	f _T	V _{CE} =30V, I _C =10mA	50			MHz
Output Capacitance	cob	V _{CB} =10V, f=1MHz			7.5	pF
C-E Saturation Voltage	V _{CE(sat)}) I _C =20mA, I _B =2mA			0.6	V
B-E Saturation Voltage	V _{BE(sat)}				1.0	V

* The 2SC2271 is classified by 10mA h_{FE} as follows.

40	C	80	60	D	120	100	E	200
----	---	----	----	---	-----	-----	---	-----

Case Outline 2006A
(unit:mm)



The 2SC2271 is scheduled to be discontinued soon. Use the 2SC3468, instead of the 2SC2271, in new applications where you are planning to use the 2SC2271.

4157KI/3195MW, TS No. 493-1/2

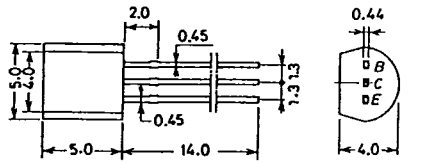
T-91-20

CASE OUTLINES AND ATTACHMENTS

- All of Sanyo Transistor case outlines are illustrated below.
- All dimensions are in mm, and dimensions which are not followed by min. or max. are represented by typical values.
- No marking is indicated.

Case Outline-[2003A]

unit:mm

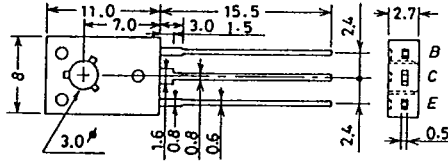


JEDEC: TO-92
EIAJ: SC-43
SANYO: NP

B. Base
C. Collector
E. Emitter

Case Outline-[2009A]

unit:mm

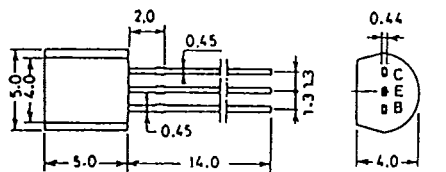


JEDEC: TO-126

B: Base
C: Collector
E: Emitter

Case Outline-[2004A]

unit:mm

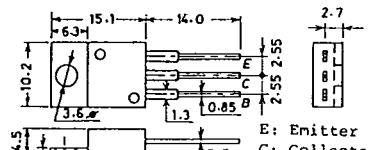


JEDEC: TO-92
EIAJ: SC-43
SANYO: NP

C. Collector
E. Emitter
B. Base

Case Outline-[2010A]

unit:mm

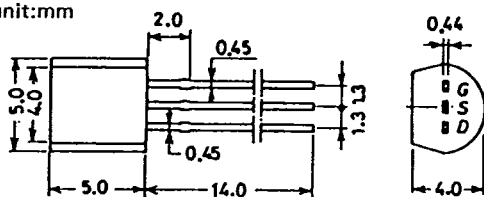


JEDEC: TO-220AB
EIAJ: SC-46

E: Emitter
C: Collector
B: Base

Case Outline-[2005A]

unit:mm

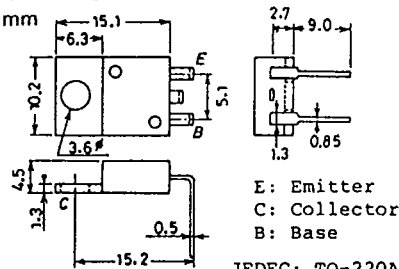


JEDEC: TO-92
EIAJ: SC-43
SANYO: NP

G: Gate
S: Source
D: Drain
B: Base
C: Collector

Case Outline-[2012]

unit:mm

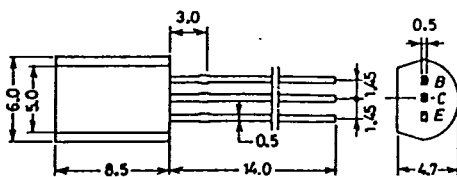


JEDEC: TO-220AA
EIAJ: SC-45

E: Emitter
C: Collector
B: Base

Case Outline-[2006A]

unit:mm

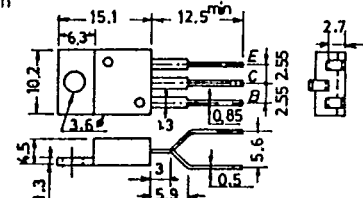


EIAJ: SC-51
SANYO: MP

B: Base
C: Collector
E: Emitter

Case Outline-[2013]

unit:mm



JEDEC TO-220

B: Base
C: Collector
E: Emitter

T-91-20

