


KSE5020

Feature

- High Voltage, High Quality High Speed Switching : $t_f=0.1\mu s$
- WIDE SOA



NPN Silicon Transistor

Absolute Maximum Ratings $T_C=25^\circ C$ unless otherwise noted

| Symbol | Parameter | Value | Units |
|-----------|--|------------|------------|
| V_{CBO} | Collector-Base Voltage | 800 | V |
| V_{CEO} | Collector-Emitter Voltage | 500 | V |
| V_{EBO} | Emitter-Base Voltage | 7 | V |
| I_C | Collector Current (DC) | 3 | A |
| I_{CP} | Collector Current (Pulse) | 6 | A |
| I_B | Base Current (DC) | 1 | A |
| P_C | Collector Dissipation ($T_C=25^\circ C$) | 30 | W |
| T_J | Junction Temperature | 150 | $^\circ C$ |
| T_{STG} | Storage Temperature | - 55 ~ 150 | $^\circ C$ |

Electrical Characteristics $T_C=25^\circ C$ unless otherwise noted

| Symbol | Parameter | Test Condition | Min. | Typ. | Max. | Units |
|----------------|--------------------------------------|--|------|------|------|---------|
| BV_{CBO} | Collector-Base Breakdown Voltage | $I_C = 1mA, I_E = 0$ | 800 | | | V |
| BV_{CEO} | Collector-Emitter Breakdown Voltage | $I_C = 5mA, R_{BE} = \infty$ | 500 | | | V |
| BV_{EBO} | Emitter-Base Breakdown Voltage | $I_E = 1mA, I_C = 0$ | 7 | | | V |
| $V_{CEX(sus)}$ | Collector-Emitter Sustaining Voltage | $I_C = 1.5A, I_{B1} = -I_{B2} = 0.6A$ $L = 2mH, \text{Clamped}$ | 500 | | | V |
| I_{CBO} | Collector Cut-off Current | $V_{CB} = 500V, I_E = 0$ | | | 10 | μA |
| I_{EBO} | Emitter Cut-off Current | $V_{EB} = 5V, I_C = 0$ | | | 10 | μA |
| h_{FE1} | DC Current Gain | $V_{CE} = 5V, I_C = 0.3A$ | 15 | | 50 | |
| h_{FE2} | | $V_{CE} = 5V, I_C = 1.5A$ | 8 | | | |
| $V_{CE(sat)}$ | Collector-Emitter Saturation Voltage | $I_C = 1.5A, I_B = 0.3A$ | | | 1 | V |
| $V_{BE(sat)}$ | Base-Emitter Saturation Voltage | $I_C = 1.5A, I_B = 0.3A$ | | | 1.5 | V |
| C_{ob} | Output Capacitance | $V_{CB} = 10V, f = 1MHz$ | | 50 | | pF |
| f_T | Current Gain Bandwidth Product | $V_{CE} = 10V, I_C = 0.3A$ | | 18 | | MHz |
| t_{ON} | Turn ON Time | $V_{CC} = 200V$ $5I_{B1} = -2.5I_{B2} = I_C = 2A$ $RL = 100\Omega$ | | | 0.5 | μs |
| t_S | Storage Time | | | | 3 | μs |
| t_F | Fall Time | | | | 0.3 | μs |

h_{FE} Classification

| Classification | R | O | Y |
|----------------|---------|---------|---------|
| h_{FE1} | 15 ~ 30 | 20 ~ 40 | 30 ~ 50 |

Typical Characteristics

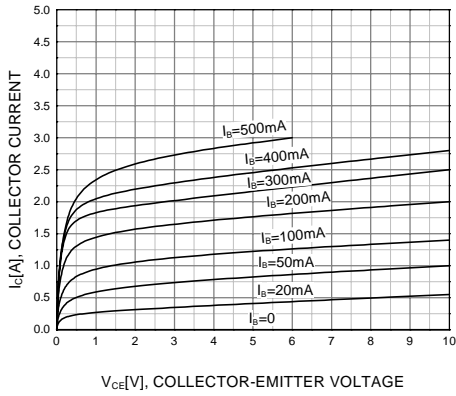


Figure 1. Static Characteristic

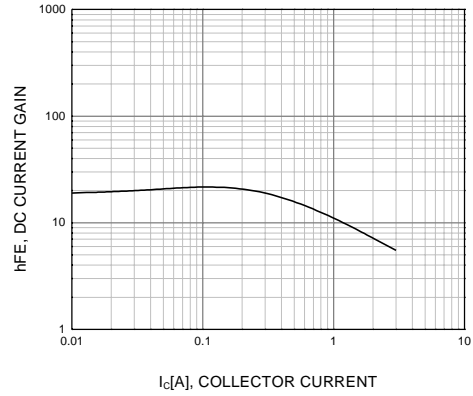


Figure 2. DC current Gain

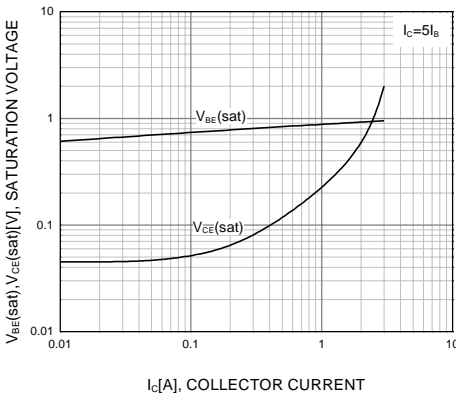


Figure 3. Collector-Emitter Saturation Voltage
Base-Emitter Saturation Voltage

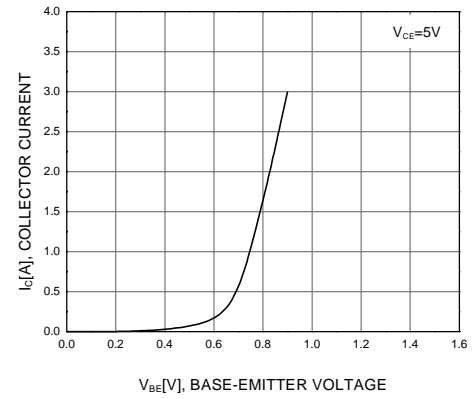


Figure 4. Base-Emitter On Voltage

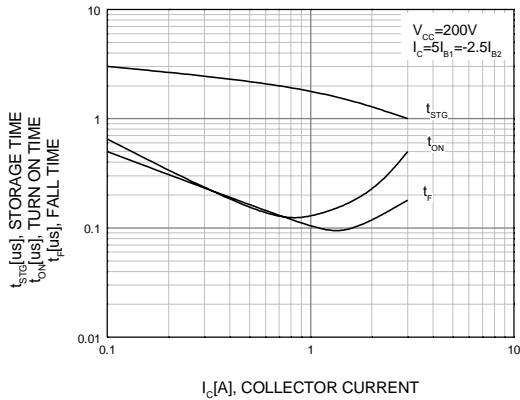


Figure 5. Turn On Time

Package Dimensions

KSE5020

TO-126



Dimensions in Millimeters

TRADEMARKS

The following are registered and unregistered trademarks Fairchild Semiconductor owns or is authorized to use and is not intended to be an exhaustive list of all such trademarks.

| | | | |
|----------------------|---------------------|---------------------|-----------------|
| ACEx™ | FAST® | OPTOPLANAR™ | STAR*POWER™ |
| Bottomless™ | FASTr™ | PACMAN™ | Stealth™ |
| CoolFET™ | FRFET™ | POP™ | SuperSOT™-3 |
| CROSSVOLT™ | GlobalOptoisolator™ | Power247™ | SuperSOT™-6 |
| DenseTrench™ | GTO™ | PowerTrench® | SuperSOT™-8 |
| DOMET™ | HiSeC™ | QFET™ | SyncFET™ |
| EcoSPARK™ | ISOPLANAR™ | QS™ | TruTranslation™ |
| E ² CMOS™ | LittleFET™ | QT Optoelectronics™ | TinyLogic™ |
| EnSigna™ | MicroFET™ | Quiet Series™ | UHC™ |
| FACT™ | MICROWIRE™ | SLIENT SWITCHER® | UltraFET® |
| FACT Quiet Series™ | OPTOLOGIC™ | SMART START™ | VCX™ |

STAR*POWER is used under license

DISCLAIMER

FAIRCHILD SEMICONDUCTOR RESERVES THE RIGHT TO MAKE CHANGES WITHOUT FURTHER NOTICE TO ANY PRODUCTS HEREIN TO IMPROVE RELIABILITY, FUNCTION OR DESIGN. FAIRCHILD DOES NOT ASSUME ANY LIABILITY ARISING OUT OF THE APPLICATION OR USE OF ANY PRODUCT OR CIRCUIT DESCRIBED HEREIN; NEITHER DOES IT CONVEY ANY LICENSE UNDER ITS PATENT RIGHTS, NOR THE RIGHTS OF OTHERS.

LIFE SUPPORT POLICY

FAIRCHILD'S PRODUCTS ARE NOT AUTHORIZED FOR USE AS CRITICAL COMPONENTS IN LIFE SUPPORT DEVICES OR SYSTEMS WITHOUT THE EXPRESS WRITTEN APPROVAL OF FAIRCHILD SEMICONDUCTOR CORPORATION.

As used herein:

1. Life support devices or systems are devices or systems which, (a) are intended for surgical implant into the body, or (b) support or sustain life, or (c) whose failure to perform when properly used in accordance with instructions for use provided in the labeling, can be reasonably expected to result in significant injury to the user.
2. A critical component is any component of a life support device or system whose failure to perform can be reasonably expected to cause the failure of the life support device or system, or to affect its safety or effectiveness.

PRODUCT STATUS DEFINITIONS

Definition of Terms

| Datasheet Identification | Product Status | Definition |
|--------------------------|------------------------|---|
| Advance Information | Formative or In Design | This datasheet contains the design specifications for product development. Specifications may change in any manner without notice. |
| Preliminary | First Production | This datasheet contains preliminary data, and supplementary data will be published at a later date. Fairchild Semiconductor reserves the right to make changes at any time without notice in order to improve design. |
| No Identification Needed | Full Production | This datasheet contains final specifications. Fairchild Semiconductor reserves the right to make changes at any time without notice in order to improve design. |
| Obsolete | Not In Production | This datasheet contains specifications on a product that has been discontinued by Fairchild semiconductor. The datasheet is printed for reference information only. |

[find products](#)

[Home](#) >> [Find products](#) >>

[Products groups](#)

[Analog and Mixed](#)

[Signal](#)

[Discrete](#)

[Interface](#)

[Logic](#)

[Microcontrollers](#)

[Non-Volatile](#)

[Memory](#)

[Optoelectronics](#)

[Markets and applications](#)

[New products](#)

[Product selection and parametric search](#)

[Cross-reference search](#)

[technical information](#)

[buy products](#)

[technical support](#)

[my Fairchild](#)

[company](#)

KSE5020
NPN Silicon Transistor

[Contents](#)

[Features](#) | [Product status/pricing/packaging](#)

[Features](#)

- High Voltage, High Quality High Speed Switching: $t_F=0.1\mu s$
- WIDE SOA

[back to top](#)

[Product status/pricing/packaging](#)

| Product | Product status | Pricing* | Package type | Leads | Packing method |
|-----------|-----------------|----------|------------------------|-------|----------------|
| KSE5020S | Full Production | \$0.358 | TO-126 | 3 | BULK |
| KSE5020AS | Full Production | \$0.358 | TO-126 | 3 | BULK |

* 1,000 piece Budgetary Pricing

[back to top](#)

[Datasheet](#)

[Download this](#)

[datasheet](#)

PDF

[e-mail this datasheet](#)

[E-mail]

This page [Print version](#)

[Related Links](#)

[Request samples](#)

[Dotted line](#)

[How to order products](#)

[Dotted line](#)

[Product Change Notices \(PCNs\)](#)

[Dotted line](#)

[Support](#)

[Dotted line](#)

[Distributor and field sales representatives](#)

[Dotted line](#)

[Quality and reliability](#)

[Dotted line](#)

[Design tools](#)