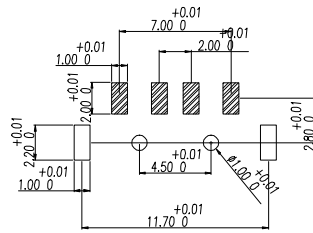
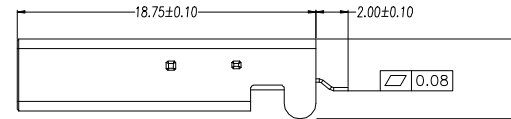
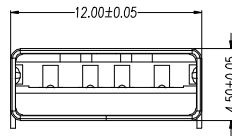
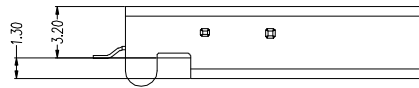
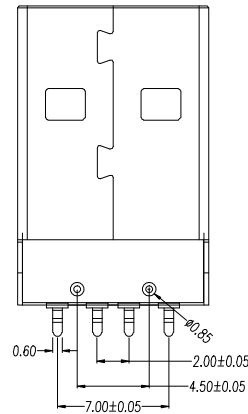


RECOMMENDED PCB LAYOUT



RECOMMENDED P.C.B LAYOUT



Housing Material: LCP UL94V-0, black/White
 Contact Terminal: Brass
 Metallic Shell: Spcc

04XN-XBRXX

- W:WHITE
- B:BLACK
- 1:PBT
- 2:PA6T
- 3:PA9T
- 4:LCP

new		2015/5/3	A	瀚源	
ECN BO.		DATE.	REV.		
DESIGNED	CHECKED	APPROVAL	DRAWING NUMBER	SCALT: 1/2	SCALE: 3:1
Mikey	Tom	Jerry	PART NAME 04XN-XBRXX	UNLESS OTHERWISE SPECIFIED,TOLERANCE:	X. ±0.25
			MODEL NAME 04XN-XBRXX		X.x ±0.20
			3RD ANGLE PROJ	HanElectricity Co.,LTD	X.xx ±0.15
					ANGULAR ±3°
					FILE.NO.