



# ESDHLC3V301D3 THRU ESDHLC3601D3

Uni-directional TVS Diode for ESD Protection

## 1. Features

- 350 Watts peak pulse power per line ( $t_p=8/20\mu s$ )
- Protects one uni-directional I/O line
- Low clamping voltage
- Working voltage: 3.3V 12V 24V 36V
- Low leakage current
- RoHS compliant
- IEC61000-4-2 (ESD)  $\pm 30kV$  (air),  $\pm 30kV$  (contact)

SOD323



## 2. Mechanical Data

- Case: Molded Plastic, SOD323.
- Epoxy: UL 94V-0 rate flame retardant.
- Mounting Position : Any.



## Maximum Ratings and Electrical Characteristics

ESDHLC3V301D3			
Parameter	Symbol	Value	Unit
Peak Pulse Power (8/20 $\mu s$ )	$P_{pp}$	350	W
Peak Pulse Current (8/20 $\mu s$ )	$I_{pp}$	20	A
ESD per IEC 61000-4-2 (Air)	VESD	$\pm 30$	kV
ESD per IEC 61000-4-2 (Contact)		$\pm 30$	
Operating Temperature Range	$T_J$	-55 to +125	$^{\circ}C$
Storage Temperature Range	$T_{stg}$	-55 to +150	$^{\circ}C$
ESDHLC1201D3			
Parameter	Symbol	Value	Unit
Peak Pulse Power (8/20 $\mu s$ )	$P_{pp}$	350	W
Peak Pulse Current (8/20 $\mu s$ )	$I_{pp}$	11	A
ESD per IEC 61000-4-2 (Air)	VESD	$\pm 30$	kV
ESD per IEC 61000-4-2 (Contact)		$\pm 30$	
Operating Temperature Range	$T_J$	-55 to +125	$^{\circ}C$
Storage Temperature Range	$T_{stg}$	-55 to +150	$^{\circ}C$



# ESDHLC3V301D3 THRU ESDHLC3601D3

Uni-directional TVS Diode for ESD Protection

## Maximum Ratings and Electrical Characteristics

<b>ESDHLC2401D3</b>			
<b>Parameter</b>	<b>Symbol</b>	<b>Value</b>	<b>Unit</b>
Peak Pulse Power (8/20μs)	P <sub>pp</sub>	350	W
Peak Pulse Current (8/20μs)	I <sub>pp</sub>	7	A
ESD per IEC 61000-4-2 (Air)	V <sub>ESD</sub>	±30	kV
ESD per IEC 61000-4-2 (Contact)		±30	
Operating Temperature Range	T <sub>J</sub>	-55 to +125	°C
Storage Temperature Range	T <sub>stg</sub>	-55 to +150	°C
<b>ESDHLC3601D3</b>			
<b>Parameter</b>	<b>Symbol</b>	<b>Value</b>	<b>Unit</b>
Peak Pulse Power (8/20μs)	P <sub>pp</sub>	350	W
Peak Pulse Current (8/20μs)	I <sub>pp</sub>	5	A
ESD per IEC 61000-4-2 (Air)	V <sub>ESD</sub>	±30	kV
ESD per IEC 61000-4-2 (Contact)		±30	
Operating Temperature Range	T <sub>J</sub>	-55 to +125	°C
Storage Temperature Range	T <sub>stg</sub>	-55 to +150	°C

## Electrical Characteristics (TA=25°C unless otherwise noted)

<b>ESDHLC3V301D3</b>						
<b>Parameter</b>	<b>Symbol</b>	<b>Min</b>	<b>Typ</b>	<b>Max</b>	<b>Unit</b>	<b>Test Condition</b>
Reverse Working Voltage	V <sub>RWM</sub>			3.3	V	
Breakdown Voltage	V <sub>BR</sub>	4.0			V	I <sub>T</sub> = 1mA
Reverse Leakage Current	I <sub>R</sub>			40	uA	V <sub>RWM</sub> = 3.3V
Clamping Voltage	V <sub>C</sub>		6.5		V	I <sub>PP</sub> = 1A (8 x 20uS pulse)
Clamping Voltage	V <sub>C</sub>			10.5	V	I <sub>PP</sub> = 20A (8 x 20uS pulse)
Junction Capacitance	C <sub>J</sub>		450		pF	V <sub>R</sub> = 0V, f = 1MHz



# ESDHLC3V301D3 THRU ESDHLC3601D3

Uni-directional TVS Diode for ESD Protection

## Electrical Characteristics (TA=25°C unless otherwise noted)

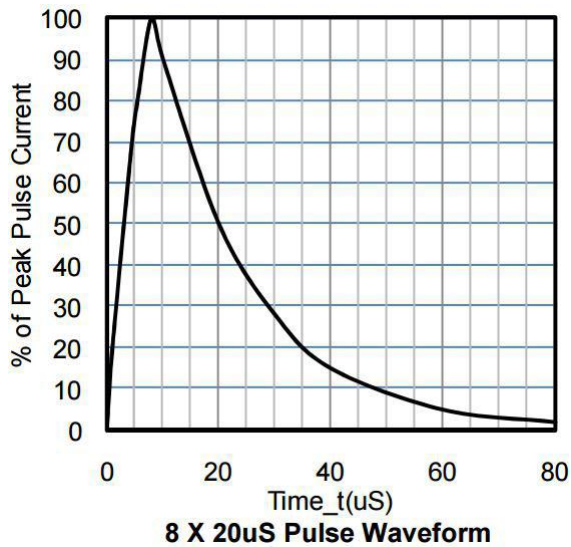
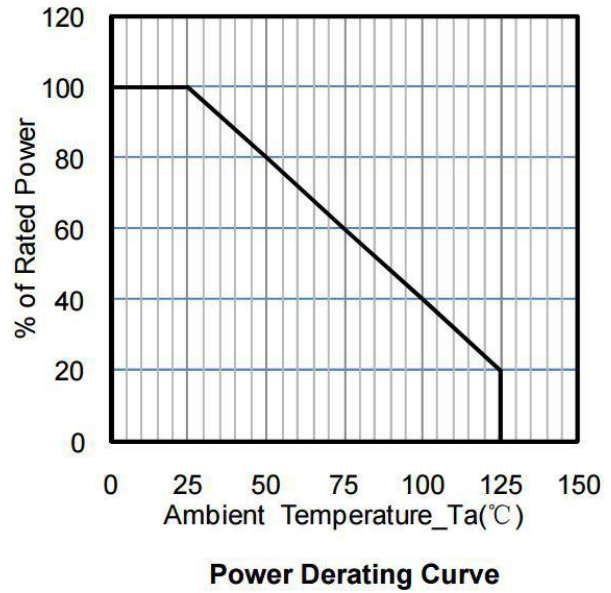
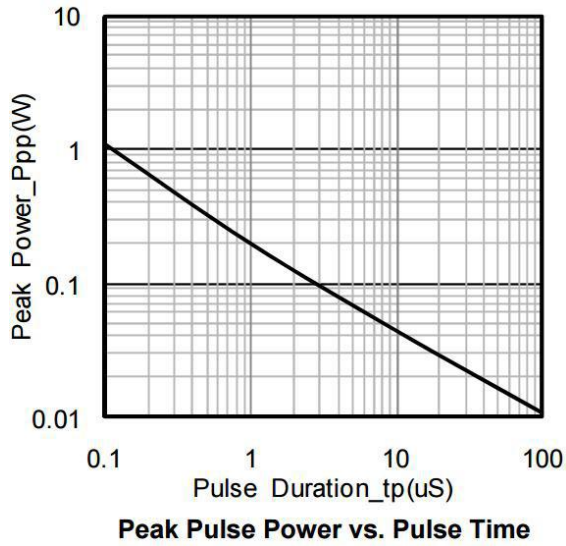
ESDHLC1201D3						
Parameter	Symbol	Min	Typ	Max	Unit	Test Condition
Reverse Working Voltage	V <sub>RWM</sub>			12	V	
Breakdown Voltage	V <sub>BR</sub>	13.3			V	IT = 1mA
Reverse Leakage Current	I <sub>R</sub>			1	uA	VRWM = 12V
Clamping Voltage	V <sub>C</sub>		19		V	IPP = 1A (8 x 20uS pulse)
Clamping Voltage	V <sub>C</sub>			32	V	IPP = 11A (8 x 20uS pulse)
Junction Capacitance	C <sub>J</sub>		130		pF	VR = 0V, f = 1MHz
ESDHLC2401D3						
Parameter	Symbol	Min	Typ	Max	Unit	Test Condition
Reverse Working Voltage	V <sub>RWM</sub>			24	V	
Breakdown Voltage	V <sub>BR</sub>	26.7			V	IT = 1mA
Reverse Leakage Current	I <sub>R</sub>			1	uA	VRWM = 24V
Clamping Voltage	V <sub>C</sub>		43		V	IPP = 1A (8 x 20uS pulse)
Clamping Voltage	V <sub>C</sub>			52	V	IPP = 7A (8 x 20uS pulse)
Junction Capacitance	C <sub>J</sub>		80		pF	VR = 0V, f = 1MHz
ESDHLC3601D3						
Parameter	Symbol	Min	Typ	Max	Unit	Test Condition
Reverse Working Voltage	V <sub>RWM</sub>			36	V	
Breakdown Voltage	V <sub>BR</sub>	40			V	IT = 1mA
Reverse Leakage Current	I <sub>R</sub>			1	uA	VRWM = 40V
Clamping Voltage	V <sub>C</sub>		60		V	IPP = 1A (8 x 20uS pulse)
Clamping Voltage	V <sub>C</sub>			52	V	IPP = 5A (8 x 20uS pulse)
Junction Capacitance	C <sub>J</sub>		60		pF	VR = 0V, f = 1MHz



# ESDHLC3V301D3 THRU ESDHLC3601D3

Uni-directional TVS Diode for ESD Protection

## Rating And Characteristic Curves



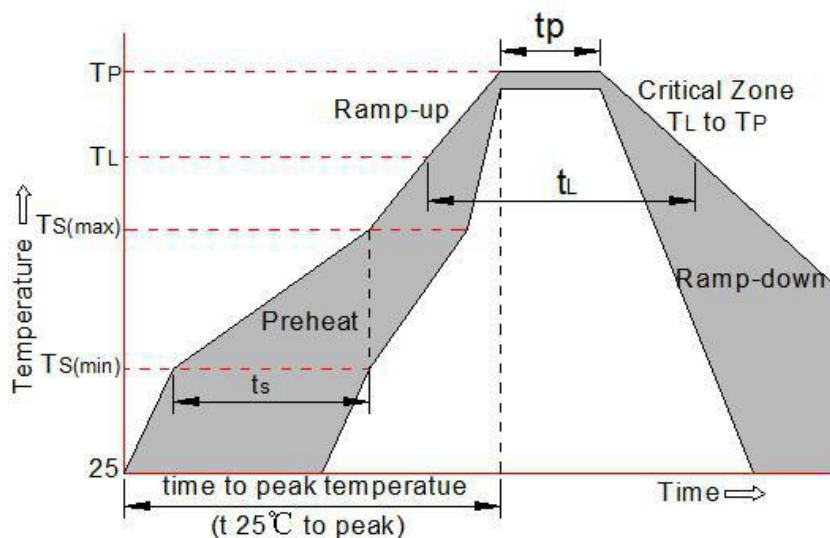


# ESDHLC3V301D3 THRU ESDHLC3601D3

Uni-directional TVS Diode for ESD Protection

## Soldering Parameters

Reflow Condition		Pb-Free assembly (see as bellow)
Pre Heat	-Temperature Min ( $T_{s(min)}$ )	+150°C
	-Temperature Max( $T_{s(max)}$ )	+200°C
	-Time (Min to Max) ( $t_s$ )	60-180 secs.
Average ramp up rate (Liquid us Temp ( $T_L$ ) to peak)		3°C/sec. Max
$T_{s(max)}$ to $T_L$ - Ramp-up Rate		3°C/sec. Max
Reflow	-Temperature( $T_L$ ) (Liquid us)	+217°C
	-Temperature( $t_L$ )	60-150 secs.
Peak Temp ( $T_p$ )		+260(+0/-5)°C
Time within 5°C of actual Peak Temp ( $t_p$ )		30 secs. Max
Ramp-down Rate		6°C/sec. Max
Time 25°C to Peak Temp ( $T_p$ )		8 min. Max
Do not exceed		+260°C

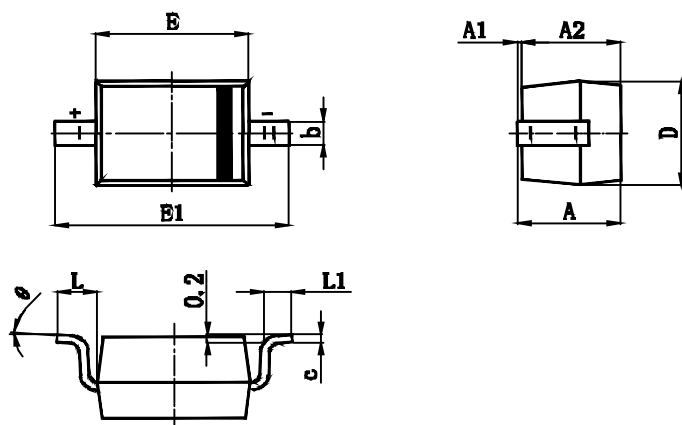




# ESDHLC3V301D3 THRU ESDHLC3601D3

Uni-directional TVS Diode for ESD Protection

## Package Mechanical Data



Symbol	Min.(mm)	Max.(mm)
A		1.000
A1	0.000	0.100
A2	0.800	0.900
b	0.250	0.350
c	0.080	0.150
D	1.200	1.400
E	1.600	1.800
E1	2.500	2.700
L	0.475REF	
L1	0.250	0.400
$\theta$	0°	8°



### Important Notice and Disclaimer

- Reproducing and modifying information of the document is prohibited without from XINNUO.
- XINNUO reserves the right to make changes to this document and its products and specifications.
- XINNUO disclaims any and all liability arising out of the application or use of any product including damages incidentally and consequentially occurred.
- XINNUO does not assume any and all implied warranties, including warranties of fitness for particular purpose, non-infringement and merchantability.
- Applications shown on the here in document are examples of standard use and operation. Customers are responsible in comprehending the suitable use in particular applications. XINNUO makes no representation or warranty that such applications will be suitable for the specified use without further testing or modification.
- The products shown her are not designed and authorized for equipments requiring high level of reliability or relating to human life and for any applications concerning life-saving or life-sustaining, such as medical instruments, transportation equipment, aerospace machinery et cetera. Customers using or selling these products for use in such applications do so at their own risk and agree to fully indemnify XINNUO for any damages resulting from such improper use or sale.
- Since XINNUO uses lot number as the tracking base, please provide the lot number for tracking when complaining.