


Multilayer Chip Ceramic Inductor

FEATURES

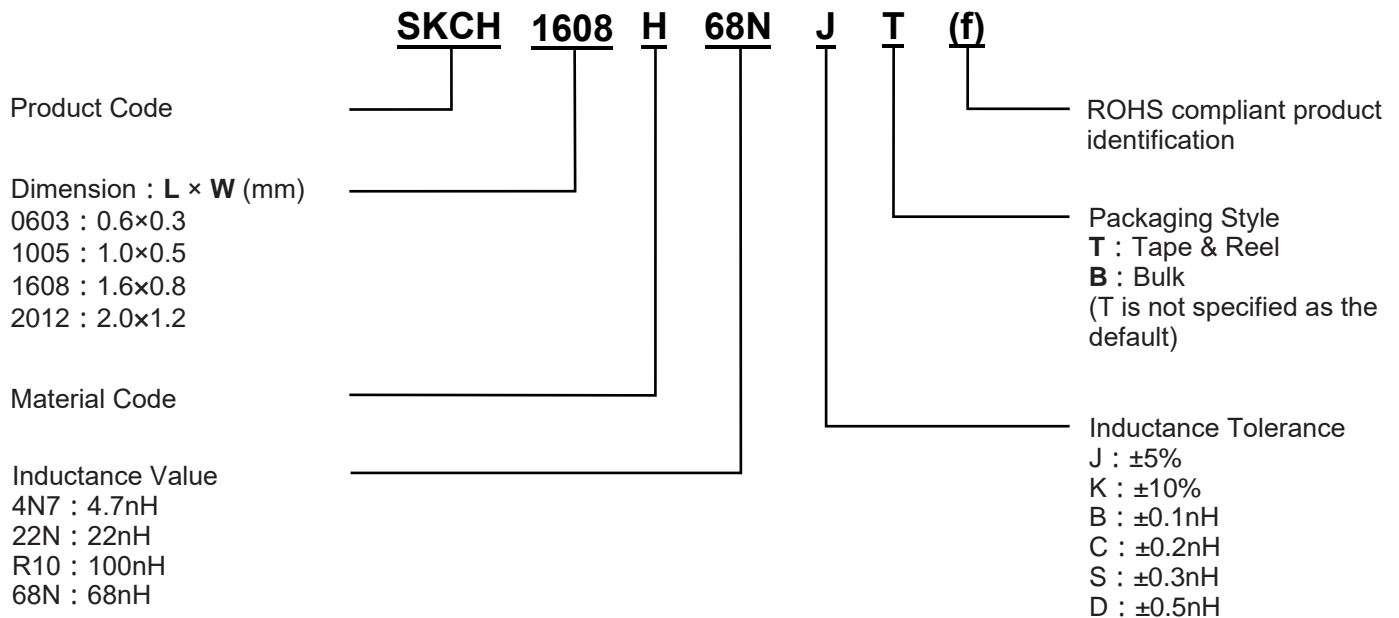
- Monolithic structure has good reliability
- Small size, thin shape
- High self-tuning frequency
- Good weldability and weldresistance



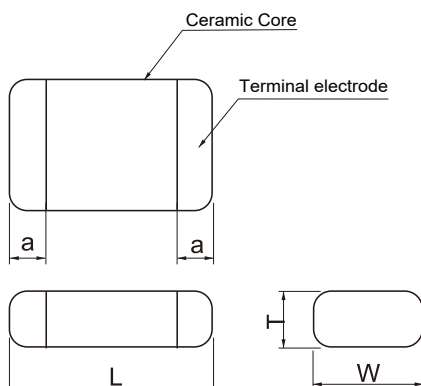
APPLICATIONS

- High frequency circuit, intermediate amplifier circuit; Mobile communication equipment terminal; EMI countermeasures in high frequency field; Require miniaturized, lightweight portable electronic equipment.

PRODUCT IDENTIFICATION



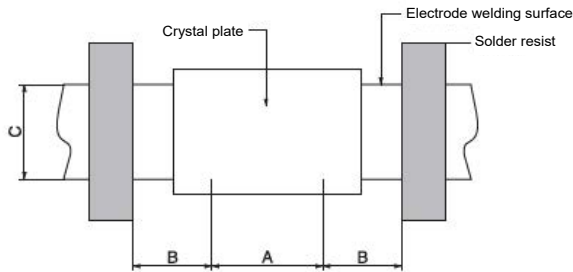
STANDARD EXTERNAL DIMENSIONS



Unit: mm

specification	dimensions			
	L	W	T	a
SKCH0603	0.6±0.05	0.3±0.05	0.3±0.05	0.15±0.05
SKCH1005	1.0±0.15	0.5±0.15	0.5±0.15	0.25±0.10
SKCH1608	1.6±0.15	0.8±0.15	0.8±0.15	0.30±0.20
SKCH2012	2.0±0.20	1.2±0.20	0.8±0.15	0.40±0.20

RECOMMENDED PAD SIZE



Unit: mm

specification	dimensions		
	A	B	C
SKCH0603	0.3	0.25	0.3
SKCH1005	0.35	0.5	0.5
SKCH1608	0.8	0.6	0.8
SKCH2012	1.0	0.8	1.2

SPECIFICATIONS

SKCH0603 TYPE

Part Number	Inductance	Inductance Tolerance	Quality Factor	L,Q Test Freq. L/Q	Self-resonant Frequency Min	Max. DC Resistance	Rated Current
Units	nH	-	-	MHz/V	MHz	Ω	mA
Symbol	L	-	Q	Freq	S.R.F	DCR	I _r
SKCH0603H0N6	0.6	B、C	13	500/0.05	10000	0.06	600
SKCH0603H0N7	0.7	B、C	13	500/0.05	10000	0.06	550
SKCH0603H0N8	0.8	B、C	13	500/0.05	10000	0.07	550
SKCH0603H0N9	0.9	B、C	13	500/0.05	10000	0.07	550
SKCH0603H1N0	1	B、C、S	13	500/0.05	10000	0.08	520
SKCH0603H1N1	1.1	B、C、S	13	500/0.05	10000	0.11	440
SKCH0603H1N2	1.2	B、C、S	13	500/0.05	10000	0.11	440
SKCH0603H1N3	1.3	B、C、S	13	500/0.05	10000	0.11	440
SKCH0603H1N4	1.4	B、C、S	13	500/0.05	10000	0.11	440
SKCH0603H1N5	1.5	B、C、S	13	500/0.05	10000	0.12	420
SKCH0603H1N6	1.6	B、C、S	13	500/0.05	10000	0.13	410
SKCH0603H1N7	1.7	B、C、S	13	500/0.05	10000	0.15	380
SKCH0603H1N8	1.8	B、C、S	13	500/0.05	10000	0.15	380
SKCH0603H1N9	1.9	B、C、S	13	500/0.05	10000	0.15	350
SKCH0603H2N0	2	B、C、S	13	500/0.05	10000	0.2	330
SKCH0603H2N1	2.1	B、C、S	13	500/0.05	10000	0.2	330
SKCH0603H2N2	2.2	B、C、S	13	500/0.05	10000	0.2	330
SKCH0603H2N3	2.3	B、C、S	13	500/0.05	10000	0.2	330
SKCH0603H2N4	2.4	B、C、S	13	500/0.05	10000	0.2	330
SKCH0603H2N5	2.5	B、C、S	13	500/0.05	9600	0.2	330
SKCH0603H2N6	2.6	B、C、S	13	500/0.05	9400	0.2	330
SKCH0603H2N7	2.7	B、C、S	13	500/0.05	9200	0.2	310
SKCH0603H2N8	2.8	B、C、S	13	500/0.05	8900	0.22	300
SKCH0603H2N9	2.9	B、C、S	13	500/0.05	8800	0.22	280
SKCH0603H3N0	3	B、C、S	13	500/0.05	8600	0.22	280
SKCH0603H3N1	3.1	B、C、S	13	500/0.05	8500	0.24	270
SKCH0603H3N2	3.2	B、C、S	13	500/0.05	8200	0.24	270
SKCH0603H3N3	3.3	B、C、S	13	500/0.05	8100	0.26	270
SKCH0603H3N4	3.4	B、C、S	13	500/0.05	8000	0.26	270
SKCH0603H3N5	3.5	B、C、S	13	500/0.05	7900	0.3	250

Part Number	Inductance	Inductance Tolerance	Quality Factor	L,Q Test Freq. L/Q	Self-resonant Frequency Min	Max. DC Resistance	Rated Current
Units	nH	-	-	MHz/V	MHz	Ω	mA
Symbol	L	-	Q	Freq	S.R.F	DCR	I _r
SKCH0603H3N6	3.6	B、C、S	13	500/0.05	7700	0.3	240
SKCH0603H3N7	3.7	B、C、S	13	500/0.05	7600	0.3	230
SKCH0603H3N8	3.8	B、C、S	13	500/0.05	7500	0.32	230
SKCH0603H3N9	3.9	B、C、S	13	500/0.05	7400	0.32	220
SKCH0603H4N3	4.3	B、C、S	13	500/0.05	6800	0.35	220
SKCH0603H4N7	4.7	B、C、S	13	500/0.05	6200	0.35	210
SKCH0603H5N1	5.1	B、C、S	13	500/0.05	5900	0.4	210
SKCH0603H5N6	5.6	B、C、S	13	500/0.05	5500	0.4	210
SKCH0603H6N2	5.2	H、J	13	500/0.05	5100	0.45	210
SKCH0603H6N8	6.8	H、J	13	500/0.05	4900	0.45	200
SKCH0603H7N5	7.5	H、J	13	500/0.05	4700	0.45	200
SKCH0603H8N2	8.2	H、J	13	500/0.05	4300	0.5	190
SKCH0603H9N1	9.1	H、J	13	500/0.05	4100	0.5	170
SKCH0603H10N	10	H、J	13	500/0.05	3800	0.55	160
SKCH0603H12N	12	H、J	13	500/0.05	3400	0.6	160
SKCH0603H15N	15	H、J	13	500/0.05	2600	0.65	160
SKCH0603H18N	18	H、J	13	500/0.05	2300	0.75	140
SKCH0603H22N	22	H、J	13	500/0.05	1900	0.9	130
SKCH0603H27N	27	H、J	13	500/0.05	1800	1.2	120
SKCH0603H33N	33	H、J	11	300/0.05	1800	2	110
SKCH0603H39N	39	H、J	11	300/0.05	1600	2.3	100
SKCH0603H47N	47	H、J	11	300/0.05	1500	2.6	100
SKCH0603H56N	56	H、J	11	300/0.05	1400	2.8	80
SKCH0603H68N	68	H、J	11	300/0.05	1200	3.2	80
SKCH0603H82N	82	H、J	10	300/0.05	1100	3.8	70
SKCH0603HR10	100	H、J	10	300/0.05	1000	4	60
SKCH0603HR12	120	H、J	9	300/0.05	1000	5	50

Note: Inductance deviation codes are: B, C, S, H, J, where B \pm 0.1nH, C \pm 0.2nH, S \pm 0.3nH, H \pm 3%, J \pm 5%

SKCH1005 TYPE

Part Number	Inductance	Inductance Tolerance	Quality Factor	L,Q Test Freq. L/Q	Self-resonant Frequency Min	Max. DC Resistance	Rated Current
Units	nH	-	-	MHz/V	MHz	Ω	mA
Symbol	L	-	Q	Freq	S.R.F	DCR	I _r
SKCH1005H1N0	1	S、D	8	100/0.05	10000	0.06	400
SKCH1005H1N2	1.2	S、D	8	100/0.05	10000	0.07	400
SKCH1005H1N5	1.5	S、D	8	100/0.05	6000	0.08	300
SKCH1005H1N8	1.8	S、D	8	100/0.05	6000	0.09	300
SKCH1005H2N2	2.2	S、D	8	100/0.05	6000	0.1	300
SKCH1005H2N7	2.7	S、D	8	100/0.05	6000	0.14	300
SKCH1005H3N3	3.3	S、D	8	100/0.05	6000	0.15	300
SKCH1005H3N9	3.9	S、D	8	100/0.05	4000	0.16	300
SKCH1005H4N3	4.3	S、D	8	100/0.05	4000	0.17	300
SKCH1005H4N7	4.7	S、D	8	100/0.05	4000	0.19	300
SKCH1005H5N6	5.6	S、D	8	100/0.05	4000	0.22	300
SKCH1005H6N8	6.8	J、K	8	100/0.05	3900	0.27	300
SKCH1005H7N5	7.5	J、K	8	100/0.05	3900	0.28	300
SKCH1005H8N2	8.2	J、K	8	100/0.05	3600	0.29	300
SKCH1005H9N1	9.1	J、K	8	100/0.05	3600	0.30	300
SKCH1005H10N	10	J、K	8	100/0.05	3200	0.30	300
SKCH1005H12N	12	J、K	8	100/0.05	2700	0.37	300
SKCH1005H15N	15	J、K	8	100/0.05	2300	0.65	300
SKCH1005H18N	18	J、K	8	100/0.05	2100	0.65	300
SKCH1005H22N	22	J、K	8	100/0.05	1900	0.70	300
SKCH1005H27N	27	J、K	8	100/0.05	1600	0.75	300
SKCH1005H33N	33	J、K	8	100/0.05	1300	0.88	200
SKCH1005H39N	39	J、K	8	100/0.05	1200	1.0	200
SKCH1005H47N	47	J、K	8	100/0.05	1000	1.1	200
SKCH1005H56N	56	J、K	8	100/0.05	750	1.25	200
SKCH1005H68N	68	J、K	8	100/0.05	750	1.45	180
SKCH1005H82N	82	J、K	8	100/0.05	750	1.7	150
SKCH1005HR10	100	J、K	8	100/0.05	700	1.8	150
SKCH1005HR12	120	J、K	8	100/0.05	600	1.9	150
SKCH1005HR15	150	J、K	8	100/0.05	550	2.20	100
SKCH1005HR18	180	J、K	8	100/0.05	500	2.45	100
SKCH1005HR22	220	J、K	8	100/0.05	450	2.6	100
SKCH1005HR27	270	J、K	8	100/0.05	400	3.10	100
SKCH1005HR30	300	J、K	8	100/0.05	400	3.2	100

Note: Inductance deviation codes are: S, D, J or K, where S \pm 0.3nH, D \pm 0.5nH, J \pm 5%, K \pm 10%

SKCH1608 TYPE

Part Number	Inductance	Inductance Tolerance	Quality Factor	L,Q Test Freq. L/Q	Self-resonant Frequency Min	Max. DC Resistance	Rated Current
Units	nH	-	-	MHz/V	MHz	Ω	mA
Symbol	L	-	Q	Freq	S.R.F	DCR	Ir
SKCH1608H1N0	1	S	8	100/0.05	10000	0.03	500
SKCH1608H1N2	1.2	S	8	100/0.05	10000	0.04	500
SKCH1608H1N5	1.5	S	8	100/0.05	6000	0.06	500
SKCH1608H1N8	1.8	S	8	100/0.05	6000	0.05	500
SKCH1608H2N2	2.2	S	8	100/0.05	6000	0.07	500
SKCH1608H2N7	2.7	S	10	100/0.05	6000	0.09	500
SKCH1608H3N3	3.3	S	10	100/0.05	6000	0.09	500
SKCH1608H3N9	3.9	S	10	100/0.05	6000	0.1	500
SKCH1608H4N7	4.7	S、D	10	100/0.05	6000	0.12	500
SKCH1608H5N6	5.6	S、D	10	100/0.05	5000	0.15	500
SKCH1608H6N8	6.8	S、D	10	100/0.05	5000	0.15	500
SKCH1608H8N2	8.2	S、D	10	100/0.05	4500	0.17	500
SKCH1608H10N	10	J、K	12	100/0.05	3500	0.25	350
SKCH1608H12N	12	J、K	12	100/0.05	3000	0.3	350
SKCH1608H15N	15	J、K	12	100/0.05	2300	0.3	350
SKCH1608H18N	18	J、K	12	100/0.05	2200	0.34	350
SKCH1608H22N	22	J、K	12	100/0.05	2000	0.4	350
SKCH1608H27N	27	J、K	12	100/0.05	1700	0.44	350
SKCH1608H33N	33	J、K	12	100/0.05	1500	0.44	350
SKCH1608H39N	39	J、K	12	100/0.05	1400	0.48	350
SKCH1608H47N	47	J、K	12	100/0.05	1200	0.55	350
SKCH1608H56N	56	J、K	12	100/0.05	1100	0.6	350
SKCH1608H68N	68	J、K	12	100/0.05	900	0.72	300
SKCH1608H82N	82	J、K	10	100/0.05	800	0.86	300
SKCH1608HR10	100	J、K	10	100/0.05	700	0.87	300
SKCH1608HR12	120	J、K	8	50/0.05	600	1.11	300
SKCH1608HR15	150	J、K	8	50/0.05	500	1.11	300
SKCH1608HR18	180	J、K	8	50/0.05	400	1.3	300
SKCH1608HR22	220	J、K	8	50/0.05	350	1.4	300
SKCH1608HR27	270	J、K	8	50/0.05	350	1.6	300
SKCH1608HR33	330	J、K	8	50/0.05	350	1.7	200
SKCH1608HR39	390	J、K	8	50/0.05	300	1.9	200
SKCH1608HR43	430	J、K	8	50/0.05	280	2.1	200
SKCH1608HR47	470	J、K	8	50/0.05	250	2.1	200
SKCH1608HR56	560	J、K	8	50/0.05	250	2.4	200

Note: Inductance deviation codes are: S, D, J or K, where S \pm 0.3nH, D \pm 0.5nH, J \pm 5%, K \pm 10%

SKCH2012 TYPE

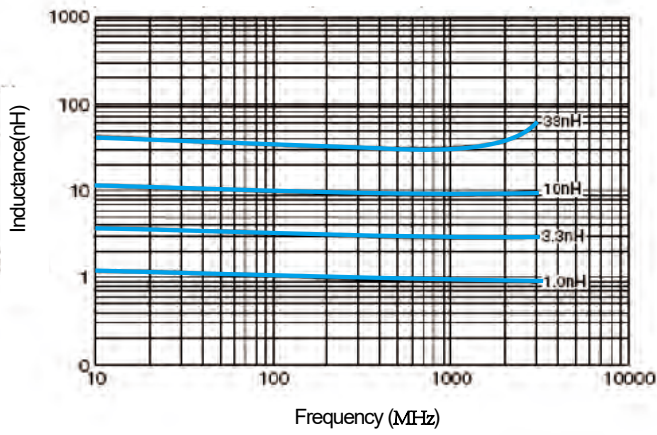
Part Number	Inductance	Inductance Tolerance	Quality Factor	L,Q Test Freq. L/Q	Self-resonant Frequency Min	Max. DC Resistance	Rated Current
Units	nH	-	-	MHz/V	MHz	Ω	mA
Symbol	L	-	Q	Freq	S.R.F	DCR	I _r
SKCH2012H1N0	1	S	10	100/0.05	6000	0.03	600
SKCH2012H1N2	1.2	S	10	100/0.05	6000	0.03	600
SKCH2012H1N5	1.5	S	10	100/0.05	6000	0.03	600
SKCH2012H1N8	1.8	S	10	100/0.05	6000	0.03	600
SKCH2012H2N2	2.2	S	10	100/0.05	6000	0.03	600
SKCH2012H2N7	2.7	S	10	100/0.05	6000	0.04	600
SKCH2012H3N3	3.3	S	12	100/0.05	6000	0.04	600
SKCH2012H3N9	3.9	S	12	100/0.05	5400	0.07	600
SKCH2012H4N7	4.7	S、D	12	100/0.05	4500	0.07	600
SKCH2012H5N6	5.6	S、D	15	100/0.05	4000	0.07	600
SKCH2012H6N8	6.8	S、D	15	100/0.05	3650	0.08	550
SKCH2012H8N2	8.2	S、D	15	100/0.05	3000	0.09	550
SKCH2012H10N	10	J、K	15	100/0.05	2500	0.12	550
SKCH2012H12N	12	J、K	15	100/0.05	2400	0.14	550
SKCH2012H15N	15	J、K	15	100/0.05	2000	0.15	500
SKCH2012H18N	18	J、K	15	100/0.05	1750	0.16	400
SKCH2012H22N	22	J、K	15	100/0.05	1700	0.19	400
SKCH2012H27N	27	J、K	15	100/0.05	1550	0.21	400
SKCH2012H33N	33	J、K	15	100/0.05	1350	0.26	400
SKCH2012H39N	39	J、K	15	100/0.05	1300	0.30	400
SKCH2012H47N	47	J、K	18	100/0.05	1200	0.33	400
SKCH2012H56N	56	J、K	18	100/0.05	1150	0.42	400
SKCH2012H68N	68	J、K	18	100/0.05	1000	0.44	350
SKCH2012H82N	82	J、K	18	100/0.05	750	0.44	350
SKCH2012HR10	100	J、K	18	100/0.05	600	0.55	350
SKCH2012HR12	120	J、K	15	50/0.05	500	0.66	350
SKCH2012HR15	150	J、K	15	50/0.05	500	0.72	350
SKCH2012HR18	180	J、K	15	50/0.05	400	0.77	300
SKCH2012HR22	220	J、K	13	50/0.05	350	0.77	300

Note: Inductance deviation codes are: S, D, J or K, where S±0.3nH, D±0.5nH, J±5%, K±10%

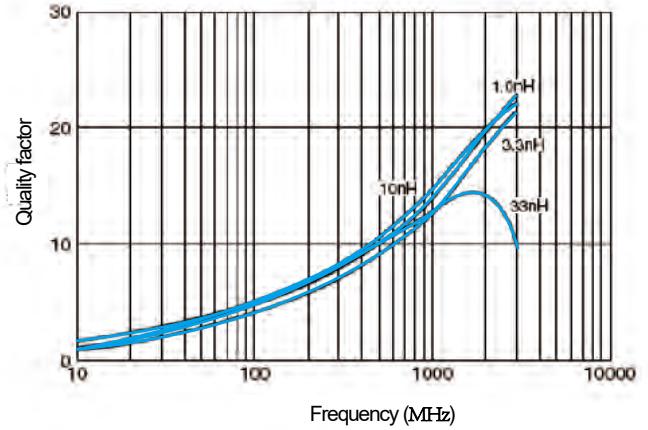
TYPICAL ELECTRICAL CHARACTERISTICS

SKCH0603 TYPE

L vs. Frequency Characteristics

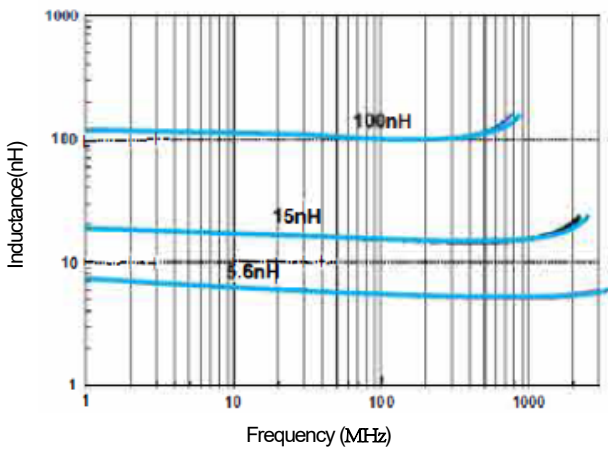


Quality factor - frequency characteristic

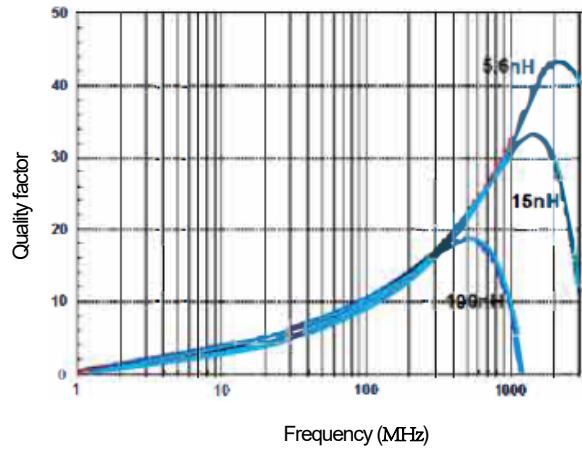


SKCH1005 TYPE

L vs. Frequency Characteristics

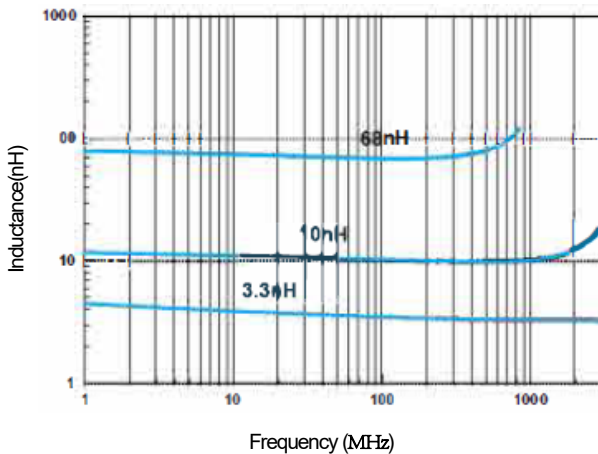


Quality factor - frequency characteristic

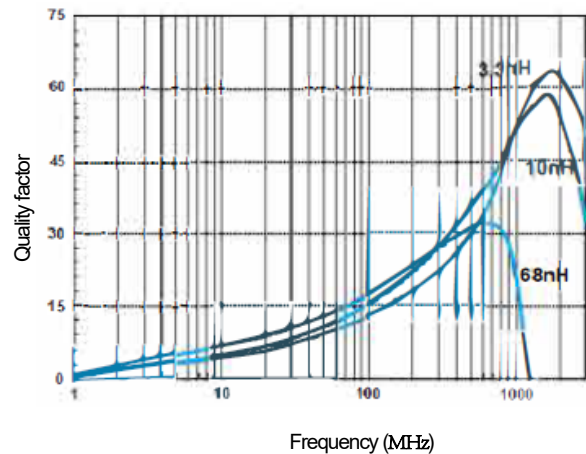


SKCH1608 TYPE

L vs. Frequency Characteristics

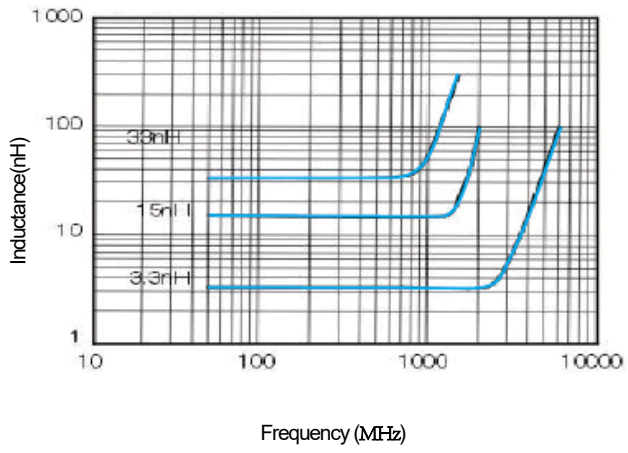


Quality factor - frequency characteristic



SKCH2012 TYPE

Q vs. Frequency Characteristics



Quality factor - frequency characteristic

