

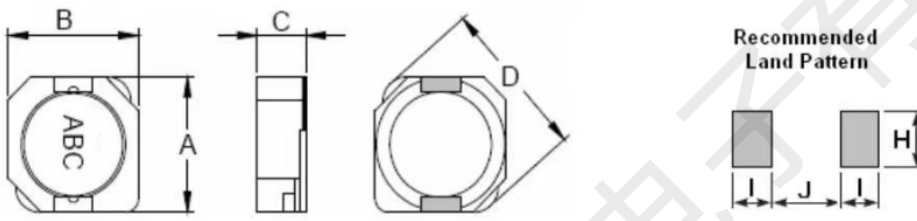
1.Features

- ①. High performance (Isat) realize by metal dust core.
- ②. Low profile: Thickness max.2.0~5.0mm.
- ③. Low loss and low resistance.
- ④. Capable of corresponding high frequency 1MHz~5MHz.
- ⑤ Ultra low buzz noise, due to composite construction.
- ⑥. The products contain no lead and also support lead-free soldering.

2.Applications area

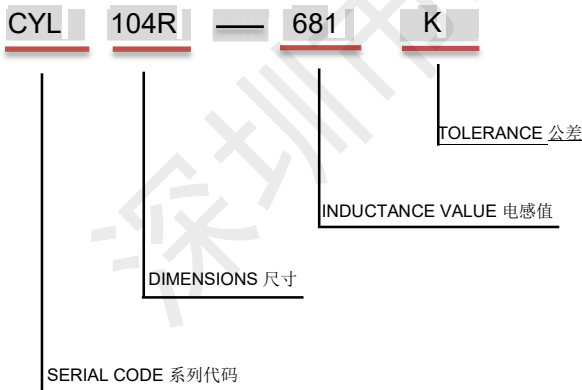
Ideally used in NB/Desktop/server/Graphic card, LCD TV/Projector, etc as DC-DC Converter.

3. Externl Dimensions (unit: mm)



UNIT: mm
 A:10.6(Max)
 B:10.5(Max)
 C:4.0(Max)
 I:1.25
 J:7.6
 H:3.0

4. Product Code



Code 代码	Tolerance 公差
J	±5%
K	±10%
L	±15%
M	±20%
P	±25%
N	±30%

- 电感值Inductance Value
 (1R0:1.0uH; 100: 10uH; 101:100uH)



深圳市韩下电子有限公司

Shenzhen Hanxia Electronic Co., Ltd
Tel: 0755-33819206 Fax: 0755-27597491

承 认 书

SPECIFICATION FOR APPROVAL

客 户 Customer:

产品名称 Project:

贴片电感

规格型号 Part No:

HX CYL104R-680UH

贵公司承认印 Approval signatures

料 号/Part No.	签 章/Signatures

日期 Date:

拟制/Drawn	黄彬	
审核/Check	张伟	
批准/Approved	罗小春	

5. Electrical Characteristics

CYL104R type

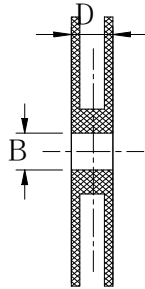
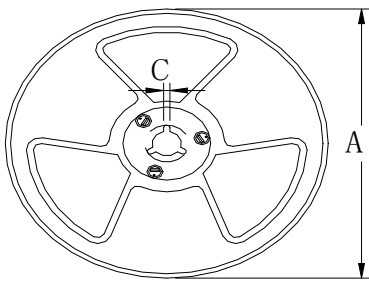
PART No.	NOMINAL INDUCTANCE (μ H)	Test Freq. (kHz/v)	DCR (Ω)MAX	IDC (A)MAX
CYL104R-1R0N	1.0	100/0.25	12.00m	6.35
CYL104R-2R2N	2.2	100/0.25	17.00m	6.10
CYL104R-3R3N	3.3	100/0.25	22.00m	5.80
CYL104R-3R9N	3.9	100/0.25	26.00m	5.05
CYL104R-4R7N	4.7	100/0.25	34.00m	4.70
CYL104R-5R6N	5.6	100/0.25	33.00m	3.80
CYL104R-6R8N	6.8	100/0.25	35.00m	3.75
CYL104R-8R2N	8.2	100/0.25	38.00m	3.60
CYL104R-100M	10	100/0.25	40.00m	3.50
CYL104R-150M	15	100/0.25	55.00m	2.90
CYL104R-220M	22	100/0.25	73.00m	2.50
CYL104R-330M	33	100/0.25	93.00m	2.00
CYL104R-470M	47	100/0.25	128.00m	1.80
CYL104R-560M	56	100/0.25	213.00m	1.62
CYL104R-680M	68	100/0.25	304.00m	1.50
CYL104R-820M	82	100/0.25	338.00m	1.42
CYL104R-101M	100	100/0.25	340.00m	1.35
CYL104R-151M	150	100/0.25	611.00m	1.05
CYL104R-221M	220	100/0.25	939.00m	900m
CYL104R-271M	270	100/0.25	1.17	720m
CYL104R-331M	330	100/0.25	1.30	530m
CYL104R-391M	390	100/0.25	1.56	450m
CYL104R-471M	470	100/0.25	1.76	405m
CYL104R-681K	680	100/0.25	1.83	300m
CYL104R-102K	1000	100/0.25	5.5	100m

• Notes

1. All test data is referenced to 25 °C ambient
2. Operating temperature range - 55 °C to + 125 °C
3. Irms (A):DC current (A) that will cause an approximate ΔT of 40 °C(reference ambient temperature is 25 °C)
4. Isat(A):DC current (A) that will cause L0 to drop approximately 30 %
5. The part temperature (ambient + temp rise) should not exceed 125 °C under worst case operating conditions.
Circuit design, component placement, PWB trace size and thickness, airflow and other cooling provisions all affect the part temperature. Part temperature should be verified in the end application.
6. Absolute maximum voltage 30VDC

6. Minimum Packaging and storage

• 包装 Packing

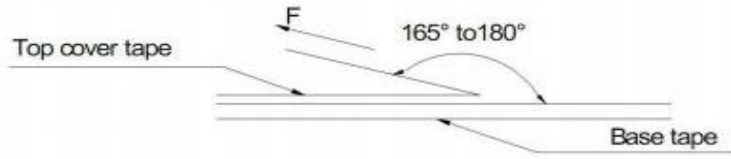


规格 尺寸	13"	7"
A	$\Phi 330 \pm 2.0$	$\Phi 178 \pm 2.0$
B	$\Phi 90 \pm 2.0$	
C	2.3	
D	21.5	1000/盘

• Tape Carrier Packaging:

Type	Standard Quantity (pcs/reel)	Type	Standard Quantity (pcs/reel)
CYL103	1000	CYL105	800
CYL104	1000		

• Tearing Off Force



The force for tearing off cover tape is 15 to 60 grams in the arrow direction under the following conditions

Room Temp. ()°C	Room Humidity (%)	Room atm (hPa)	Tearing Speed mm/min
5~35	45~85	860~1060	300