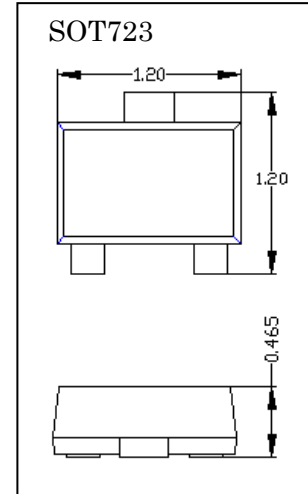
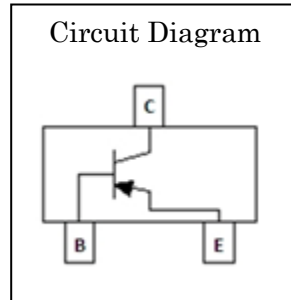


DATA SHEET

BC856AM3 THRU BC858CM3

- ◇ Small Outline Surface Mount Package
- ◇ RoHS compliant / Green EMC



Device	BC856A	BC856B	BC857A	BC857B	BC857C	BC858A	BC858B	BC858C
Marking	3A	3B	3E	3F	3G	3J	3K	3L

MAXIMUM RATINGS (Ta=25°C unless otherwise noted)

Symbol	Parameter	Value	Unit
V _{CBO}	Collector-Base Voltage	BC856	-80
		BC857	-50
		BC858	-30
V _{CEO}	Collector-Emitter Voltage	BC856	-65
		BC857	-45
		BC858	-30
V _{EBO}	Emitter-Base Voltage	-5	V
I _C	Collector Current -Continuous	-100	mA
P _C	Collector Power Dissipation	265	mW
R _{θJA}	Thermal Resistance From Junction To Ambient ^(Note1)	472	°C/W
T _j	Junction Temperature	150	°C
T _{stg}	Storage Temperature	-55~+150	°C

Note:

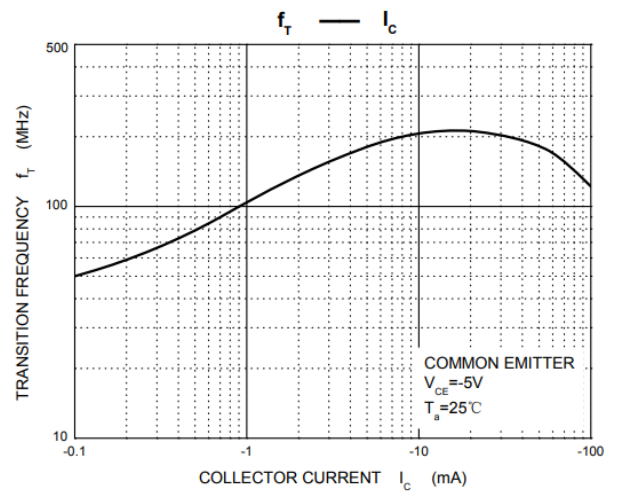
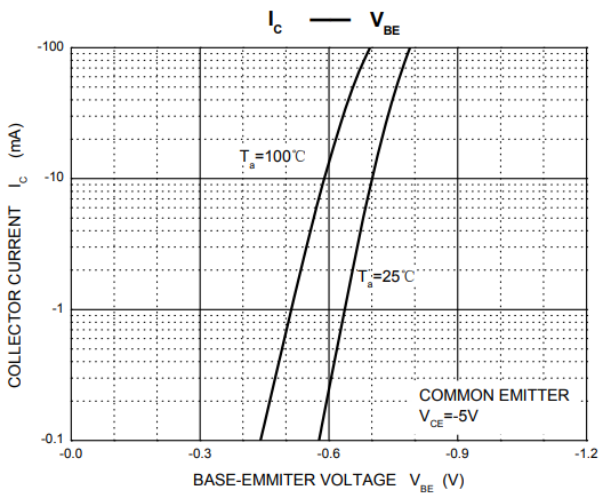
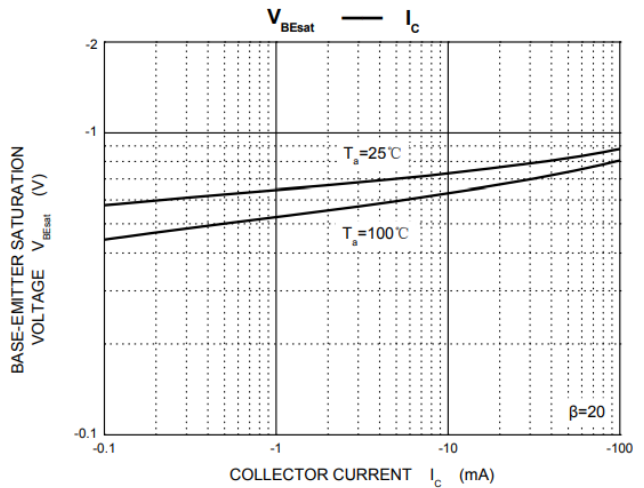
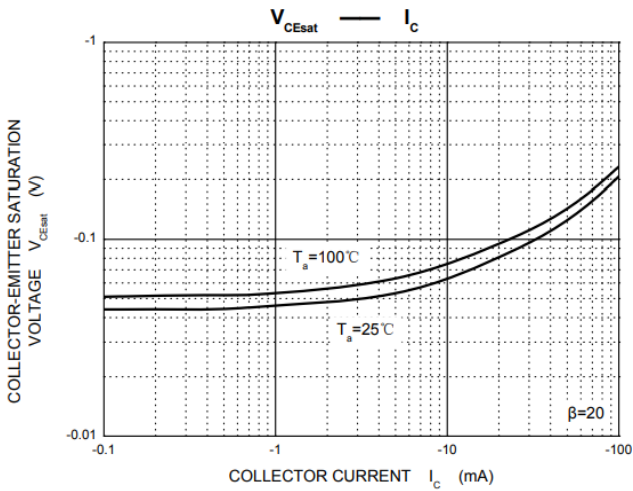
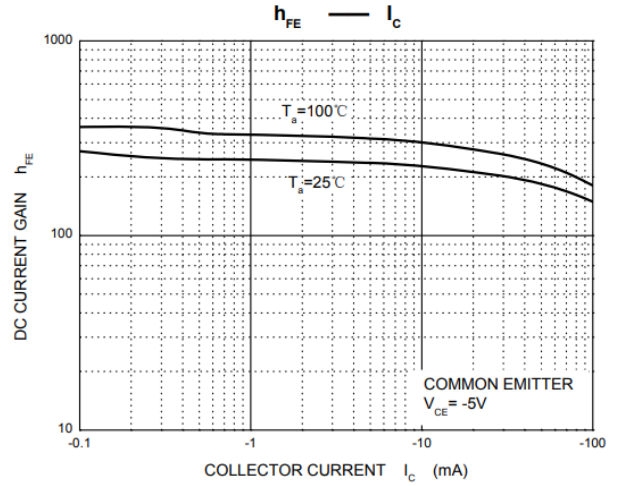
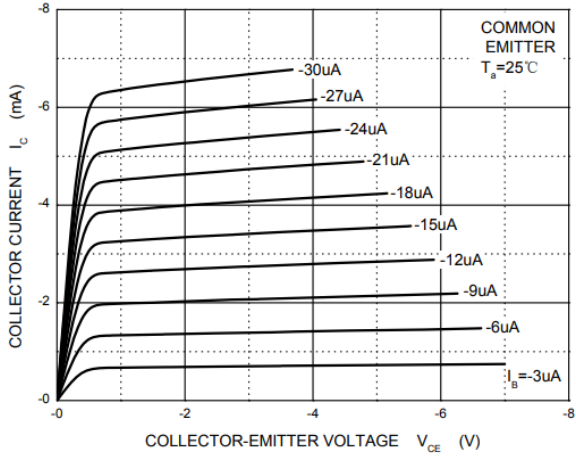
1. Device Mounted on FR-5: 1.0 X 0.75 X 0.062 inch.

ELECTRICAL CHARACTERISTICS @ 25° C Unless Otherwise Specified

Symbol	Parameter	Test Conditions	Min	Max	Units
V_{CEO}	Collector-Emitter Breakdown Voltage	$I_C = -10\text{mA}$, $I_B = 0$ BC856 BC857 BC858	-65 -45 -30		V
V_{CBO}	Collector-Base Breakdown Voltage	$I_C = -10\mu\text{A}$, $I_E = 0$ BC856 BC857 BC858	-80 -50 -30		V
V_{EBO}	Emitter-Base Breakdown Voltage	$I_E = -1\mu\text{A}$, $I_C = 0$	-5		V
I_{CBO}	Collector Cutoff Current	$V_{CB} = -30\text{V}$, $I_E = 0$		-15	nA
I_{CEO}	Emitter Cutoff Current	$V_{CE} = -30\text{V}$, $I_B = 0\text{V}$		-1	mA
I_{EBO}	Emitter Cutoff Current	$V_{EB} = -5\text{V}$, $I_C = 0$		-100	nA
h_{FE}	DC Current Gain	$V_{CE} = -5\text{V}$, $I_C = -2\text{mA}$ BC856A/BC57A/BC548A BC856B/BC857B/BC858B BC857C/BC858C	110 200 420	220 450 800	
$V_{CE(sat)}$	Collector-Emitter Saturation Voltage	$I_C = -10\text{mA}$, $I_B = -0.5\text{mA}$ $I_C = -100\text{mA}$, $I_B = -5\text{mA}$		-0.3 -0.6	V
$V_{BE(sat)}$	Base-Emitter Saturation Voltage	$I_C = -10\text{mA}$, $I_B = -0.5\text{mA}$ $I_C = -100\text{mA}$, $I_B = -5\text{mA}$		-0.9 -1.1	V
$V_{BE(on)}$	Base-Emitter On Voltage	$V_{CE} = -5\text{V}$, $I_C = -2\text{mA}$ $V_{CE} = -5\text{V}$, $I_C = -10\text{mA}$	-0.6	-0.75 -0.82	V
f_T	Current Gain-Bandwidth Product	$V_{CE} = -5\text{V}$, $I_C = -10\text{mA}$, $f = 100\text{MHz}$	100		MHz

TYPICAL CHARACTERISTICS

Static Characteristic



ORDERING INFORMATION

Device	Package	Shipping	Tape wide	Emboss pitch	Tape specification	Notes
BC856AM3 THRU BC858CM3	SOT723	Tape & Reel 8000pcs /7" Reel	8mm	4mm	Conductive	

PACKAGE DIMENSIONS

