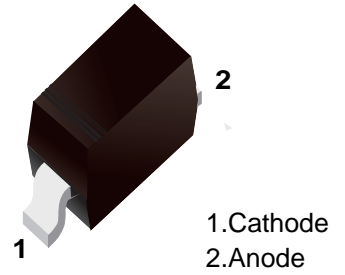
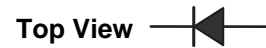


■ Switching Diodes



■ Simplified outline(SOD-323)



■ Features

- Fast Switching Speed
- For General Purpose Switching Applications.
- High Conductance
- Surface Mount Package Ideally Suited for Automatic Insertion

■ Marking

Marking	A
---------	---

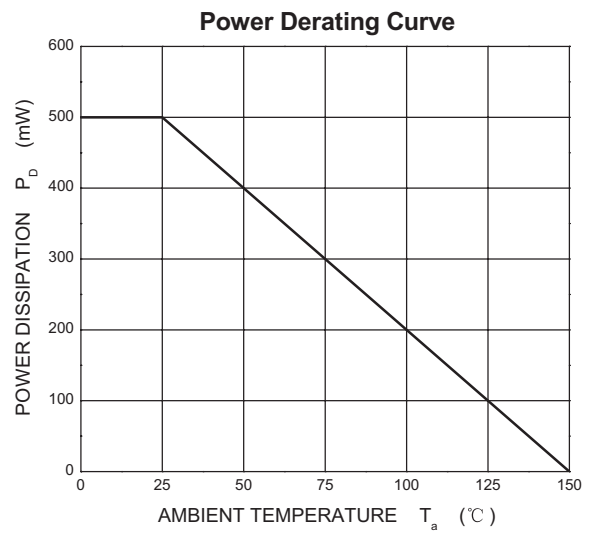
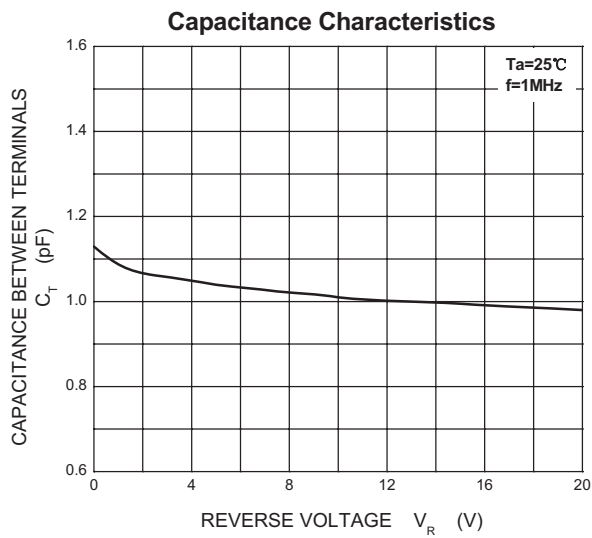
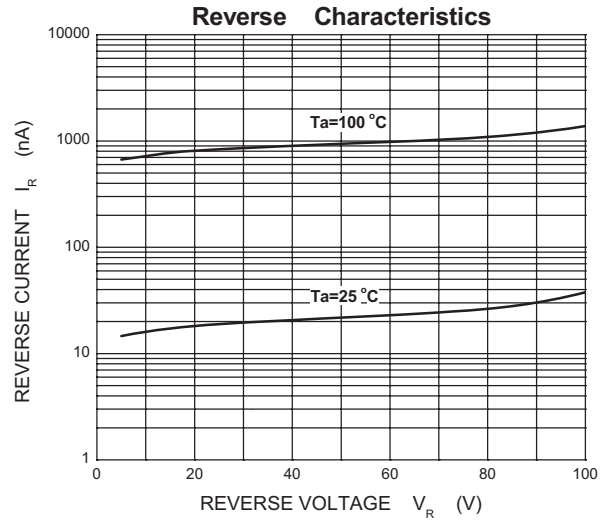
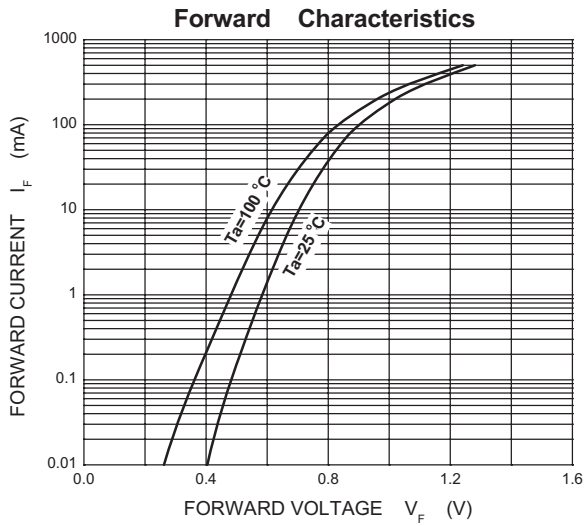
■ Absolute Maximum Ratings Ta = 25°C

Parameter	Symbol	Rating	Unit
Reverse Voltage	V <sub>RM</sub>	100	V
Peak Repetitive Peak Reverse Voltage	V <sub>RRM</sub>	100	
Working Peak Reverse Voltage	V <sub>RWM</sub>		
DC Blocking Voltage	V <sub>R</sub>		
RMS Reverse Voltage	V <sub>R(RMS)</sub>	71	mA
Average Rectified Output Current	I <sub>O</sub>	150	
Forward Continuous Current	I <sub>FM</sub>	300	
Peak Forward Surge Current @ t=1us	I <sub>FSM</sub>	2	A
@ t=1s		1	
Power Dissipation	P <sub>d</sub>	500	mW
Thermal Resistance Junction to Ambient	R <sub>θJA</sub>	250	°C/W
Junction Temperature	T <sub>J</sub>	150	°C
Storage Temperature range	T <sub>stg</sub>	-55 to 150	

■ Electrical Characteristics Ta = 25°C

Parameter	Symbol	Test Conditions	Min	Typ	Max	Unit
Reverse breakdown voltage	V <sub>R</sub>	I <sub>R</sub> = 100uA	100			V
Forward voltage	V <sub>F1</sub>	I <sub>F</sub> = 1mA			0.715	
	V <sub>F2</sub>	I <sub>F</sub> = 10 mA			0.855	
	V <sub>F3</sub>	I <sub>F</sub> = 50 mA			1	
	V <sub>F4</sub>	I <sub>F</sub> = 150 mA			1.25	
Reverse voltage leakage current	I <sub>R1</sub>	V <sub>R</sub> = 75 V			1	uA
	I <sub>R2</sub>	V <sub>R</sub> =20 V			25	nA
Junction capacitance	C <sub>j</sub>	V <sub>R</sub> = 0 V, f= 1 MHz			2	pF
Reverse recovery time	t <sub>rr</sub>	I <sub>F</sub> =I <sub>R</sub> =10mA, I <sub>rr</sub> =0.1xI <sub>R</sub> , R <sub>L</sub> =100Ω			4	ns

■ Typical Characteristics



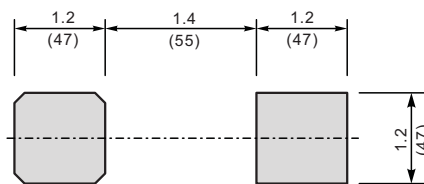
**Package Outline SOD-323**

Plastic surface mounted package; 2 leads



UNIT		A	C	D	E	E <sub>1</sub>	b	L <sub>1</sub>	A <sub>1</sub>	∠
mm	max	1.1	0.15	1.4	1.8	2.75	0.4	0.45	0.2	9°
	min	0.8	0.08	1.2	1.4	2.55	0.25	0.2	—	
mil	max	43	5.9	55	70	108	16	16	8	
	min	32	3.1	47	63	100	9.8	7.9	—	

**The recommended mounting pad size**



Unit:  $\frac{\text{mm}}{\text{mil}}$

**Summary of Packing Options**

Package	Packing Description	Packing Quantity	Industry Standard
SOD-323	Tape/Reel, 7" reel	3000	EIA-481-1