

PRODUCT-DETAILS

# SH201-C40


## SH201-C40 Miniature Circuit Breaker - 1P - C - 40 A





0000	
0000	SH201-C40
0010	2CDS211001R0404
00000(EAN)	4016779630726
0000	SH201-C40 Miniature Circuit Breaker - 1P - C - 40 A
0000	Compact Home SH200 miniature circuit breakers are current limiting. They have two different tripping mechanisms, the delayed thermal tripping mechanism for overload protection and the electromechanic tripping mechanism for short circuit protection. They are available in different characteristics (B,C), configurations (1P,1P+N,2P,3P,3P+N,4P), breaking capacities (up to 6 kA at 230/400 V AC) and rated currents (up to 40 A). All MCBs of the product range SH200 comply with IEC/EN 60898-1, allowing the use for residential applications.

0000	
00	IEC/EN 60898-1
0000	C
00000	acc. to IEC 60898-1 230 / 400 V AC
0000	Maximum (Incl. Tolerance) 253 V AC Minimum 12 V AC
00000 (U <sub>i</sub> )	acc. to IEC/EN 60664-1 440 V
000000 (U <sub>imp</sub> )	4 kV at 2000 m 5 kV at Sea Level 6.2 kV
00000	50/60 Hz, 1 min: 2 kV

□□□□□	AC
□□□□ (I n)	40 A
□□□□□	(AC) 6 kA (230 / 400 V AC) 6 kA
□□□□□□ (I nc)	(230 V) 6 kA (400 V) 6 kA
□□□□ (f)	50 / 60 Hz
□□□□	4.8 W at Rated Operating Conditions per Pole 4.8 W
□□□□	Arbitrary
□□□□□	ON / OFF
□□□□	3
□□□□□	10000 AC cycle
□□□□	20000 cycle
□□	1
□□□□	1
□□□□□	III
□□□□	2 N·m
□□□□□	Toggle
□□□□□□	Cage Terminal
□□□□□	I / O
□□□□□	Insulation Group II, Black, Sealable
□□□□	Insulation Group II, RAL 7035
□□□□□□□□	TH35-15 (35 x 15 mm Mounting Rail) acc. to IEC 60715 TH35-7.5 (35 x 7.5 mm Mounting Rail) acc. to IEC 60715
□□□□	any
□□□□□□	Pozidriv 2
Accessories Available	No
□□□□	Conductor 25 / 25 mm <sup>2</sup> Flexible with Ferrule 0.75 ... 16 mm <sup>2</sup> Flexible 0.75 ... 16 mm <sup>2</sup> Rigid 0.75 ... 25 mm <sup>2</sup> Stranded 0.75 ... 25 mm <sup>2</sup>
□□□□□	acc. to DIN 43880 1
□□□□	Screw Terminals
<hr/>	
□□□□	
□□□□□	Operation -25 ... +55 °C Storage -40 ... +70 °C
□□□□□□□□	30 °C
□□□□	IP20 Enclosure with Cover IP40
□□□□	2
□□□□	28 cycles with 55 °C / 90-96 % and 25 °C / 95-100 %
□□□□□□ IEC 60068-2-6	5g, 20 cycles at 5 ... 150 ... 5 Hz with load 0.8 In
□□□□□□ IEC 60068-2-27	25g 2 shocks 13 ms
RoHS	Following EU Directive 2011/65/EU and Amendment 2015/863 July 22, 2019
RoHS	2CDK400030D0201
REACH Declaration	9AKK107492A1906
□□□□	2CDK400030D0201

	
00(00000)	1
0000	17.5 mm
0000	85 mm
0000	69 mm
0000	0.125 kg
0000	0.125 kg
00 ( t <sub>2</sub> )	69 mm

	
00000	1 piece
100000	carton 10 piece
1000 00	1.29 kg
E-Number (Finland)	3210953


	
0000	EN IEC
00000 - CE	2CDK400607D2703

### Installation

000000	2CDS207105P0001
--------	-----------------

### Popular Downloads

000000000	2CSC400030D0202
-----------	-----------------

	
ETIM 8	EC000042 - Miniature circuit breaker (MCB)
ETIM 9	EC000042 - Miniature circuit breaker (MCB)
EPLAN000	Electrical engineering / Protection devices / General
EPLAN0000	Circuit breaker / Single circuit breaker / Circuit breaker 1_2
WEEE 00	5. Small Equipment (No External Dimension More Than 50 cm)
WEEE B2C / B2B	Business To Business
CN8	8536 20 10
UNSPSC	39121603
e0	V11.0 : 27141901
IDEA 00000 (IGCC)	4897 >> Miniature circuit breakers
000000	F

---

☐☐

---

☐☐☐☐ → ☐☐☐☐ → Miniature Circuit Breakers MCBs → ☐☐☐☐

