

DFN1006 Plastic-Encapsulate ESD Protection Diodes

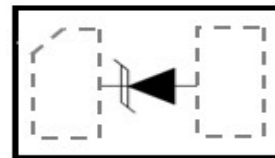
DESCRIPTION

ESD0301L is a low-capacitance Transient Voltage Suppressor (TVS) designed to provide electrostatic discharge (ESD) protection for high-speed data interfaces. With a typical capacitance of 0.4pF, ESD0301L is designed to protect parasitic-sensitive systems against over-voltage and over-current transient events. It complies with IEC 61000-4-2 (ESD), Level 4 ($\pm 15\text{kV}$ air, $\pm 8\text{kV}$ contact discharge), IEC 61000-4-4 (electrical fast transient - EFT) (40A, 5/50 ns), very fast charged device model (CDM) ESD and cable discharge event (CDE), etc. ESD0301L uses the ultra-small DFN1006 package. Each ESD0301L device can protect one high-speed data line. It offers system designers flexibility to protect single data lines where space is a premium concern. The combined features of low capacitance, ultra-small size and high ESD robustness make ESD0301L ideal for high-speed data ports and high-frequency line applications, such as cellular phones and HD visual devices.

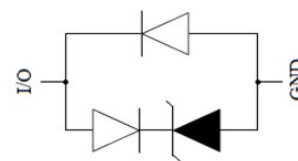
Features

- ◆ Peak Power Dissipation : 56W (8/20 μs)
- ◆ Transient protection for high speed data lines
- ◆ IEC61000-4-2 (ESD) $\pm 15\text{kV}$ (air), $\pm 8\text{kV}$ (contact)
- ◆ IEC61000-4-4 (EFT) 40A (5/50ns)
Cable Discharge Event (CDE)
- ◆ Package optimized for high-speed lines
- ◆ Protect one data, control line
- ◆ Low clamping voltage
- ◆ Low Capacitance : 0.4pF(Typical)
- ◆ Low leakage current

Pin Configuration



Circuit Diagram



Applications

- ◆ Serial ATA
- ◆ Desktops, Servers and Notebooks
- ◆ Cellular Phones
- ◆ MDDI Ports
- ◆ USB Data Line Protection
- ◆ Display Ports
- ◆ Digital Visual Interfaces (DVI)

Mechanical Characteristics

- ◆ Package: DFN1006
- ◆ Flammability Rating: UL 94V-0
- ◆ Packaging: Tape and Reel
- ◆ Terminals: Gold plated, solderable per MIL-STD-750, method 2026
- ◆ Marking: 3L

Absolute Maximum Ratings ($T_A=25^\circ\text{C}$ unless otherwise specified)

Parameter	Symbol	Value	Unit
ESD per IEC 61000-4-2 (Air)	V _{ESD}	± 20	kV
ESD per IEC 61000-4-2 (Contact)		± 20	
Peak Pulse Power (tp=8/20 μs waveform)	P _{PP}	56	W
Operating Temperature	T _{OPT}	-55 to +125	$^\circ\text{C}$
Storage Temperature Range	T _{STG}	-55 to +150	$^\circ\text{C}$

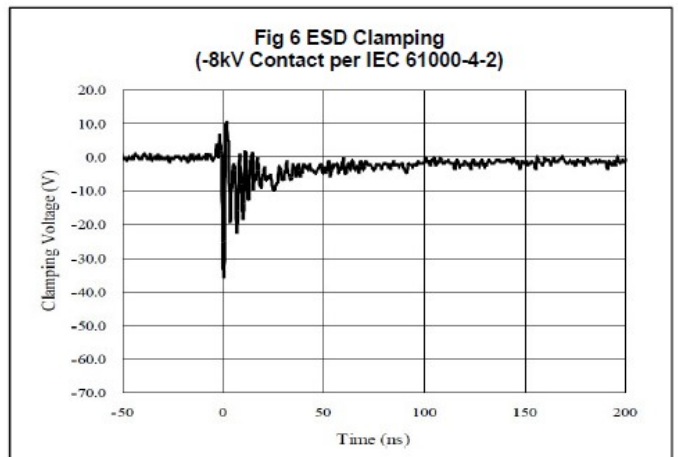
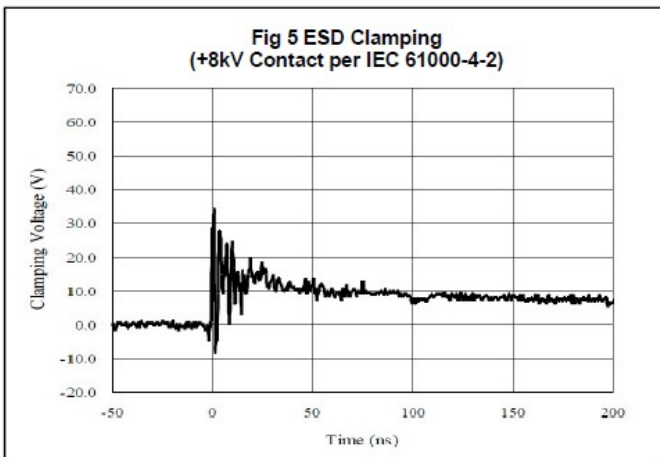
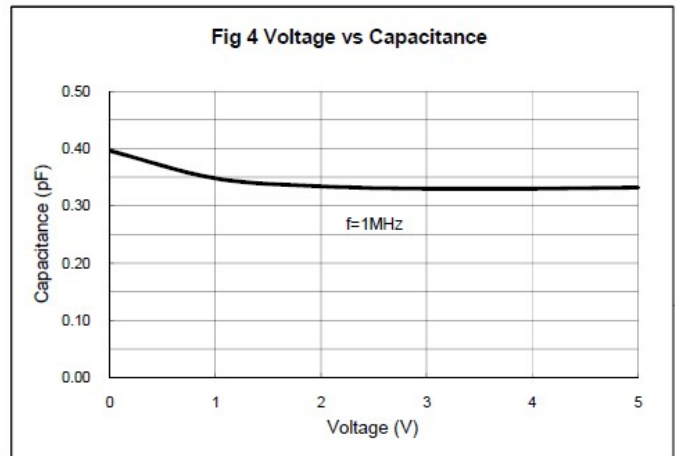
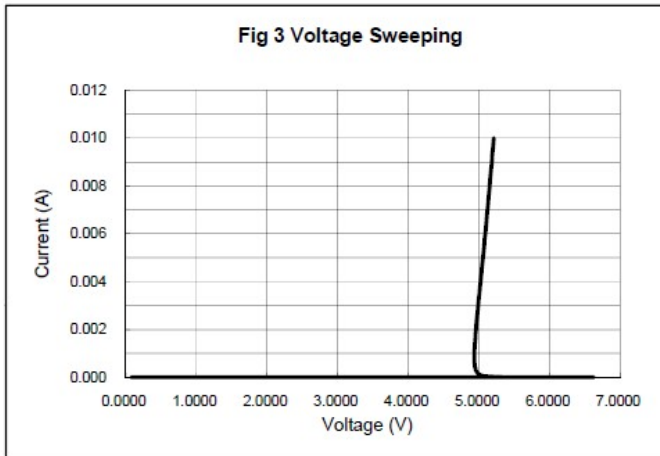
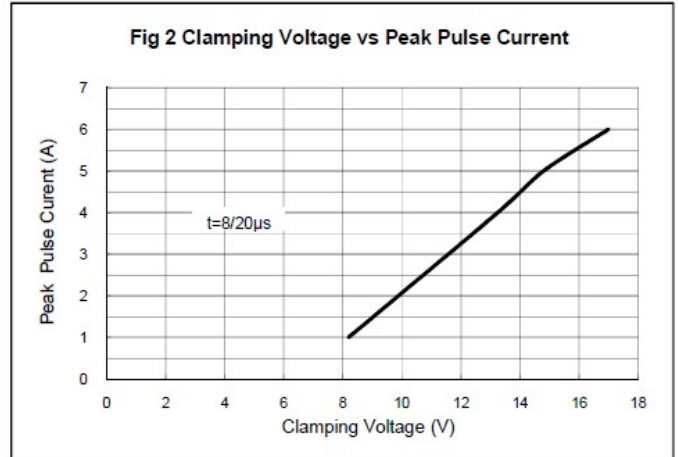
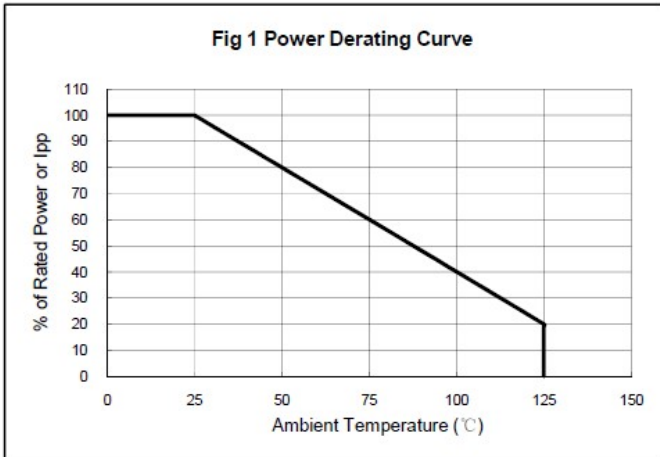
The above data are for reference only.

**Electrical Characteristics** ($T_A=25^\circ\text{C}$ unless otherwise specified)

Symbol	Param	Test Condition	Min	Typ	Max	Units
V_{RWM}	Reverse Working Voltage				3.3	V
V_{BR}	Reverse Breakdown Voltage	$I_T = 1\text{mA}$	4.2			V
I_R	Reverse Leakage Current	$V_{RWM} = 3.3\text{V}$			100	nA
V_C	Clamping Voltage	$I_{PP} = 1\text{A}, t_p = 8/20\mu\text{s}$			10	V
		$I_{PP} = 4\text{A}, t_p = 8/20\mu\text{s}$			14	V
C_J	Junction Capacitance	$V_R = 0\text{V}, f = 1\text{MHz}$		0.4	0.5	pF

The above data are for reference only.

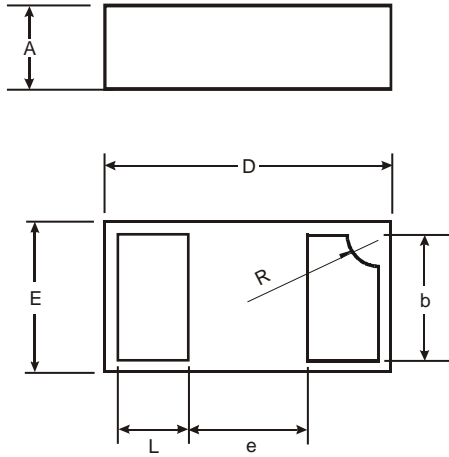
ELECTRICAL CHARACTERISTICS CURVE



The above data are for reference only.

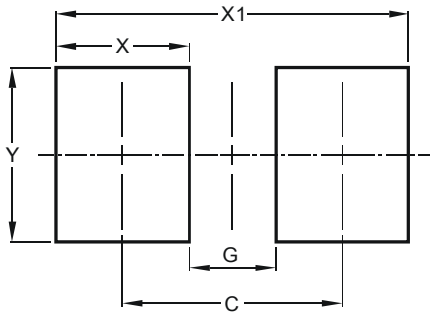
Outlitne Drawing

DFN1006 Package Outline Dimensions



DFN1006			
Dim	Min	Max	Typ
A	0.45	0.55	0.50
b	0.45	0.55	0.50
D	0.95	1.05	1.00
E	0.55	0.65	0.60
e	-	-	0.40
L	0.20	0.30	0.25
R	0.07	0.17	0.12
All Dimensions in mm			

Suggested Pad Layout



Dimensions	Value (in mm)
C	0.90
G	0.40
X	0.50
X1	1.10
Y	0.50

Note:

1. Controlling dimension: in/millimeters.
2. General tolerance: $\pm 0.05\text{mm}$.
3. The pad layout is for reference purposes only.

PACKAGE SPECIFICATIONS

Package	Reel Size	Reel DIA. (mm)	Q'TY/Reel (pcs)	Box Size (mm)	QTY/Box (pcs)	Carton Size (mm)	Q'TY/Carton (pcs)
DFN1006	7'	178	10,000	210×210×205	100,000	445×445×230	400,000