

SuperDiode – 3A, 20~100V Surface Mount Schottky Barrier Rectifier



1. Features

- Flammability Classification 94V-0
- Built-in strain relief, ideal for automated placement
- High forward surge current capability
- High temperature soldering guaranteed: 250 °C/10 seconds at terminals

2. Mechanical Data

- Case: JEDEC DO-214AA/SMB molded plastic body
- Terminals: Solderable per MIL-STD-750, Method 2026
- Polarity: Color band denotes cathode end
- Mounting Position: Any

3. Marking and Circuit

Marking	Circuit
	

4. Specification

Absolute Maximum Rating & Electrical Characteristics

Ratings at 25 °C ambient temperature unless otherwise specified.

Single phase half-wave 60Hz, resistive or inductive load, for capacitive load current derate by 20%.

Parameters	Symbols	SS32	SS33	SS34	SS35	SS36	SS38	SS310	Unit	
Maximum repetitive peak reverse voltage	V_{RRM}	20	30	40	50	60	80	100	V	
Maximum RMS voltage	V_{RMS}	14	21	28	35	42	56	70	V	
Maximum DC blocking voltage	V_{DC}	20	30	40	50	60	80	100	V	
Maximum average forward rectified current at TL(Fig1)	$I_{(AV)}$	3.0							A	
Peak forward surge current 8.3ms single half sine-wave superimposed on rated load	I_{FSM}	100.0							A	
Maximum instantaneous forward voltage at 3.0A	V_F	0.55		0.70		0.85			V	
Maximum DC reverse current at rated DC blocking voltage	I_R	0.5							mA	
		20					10			
Typical junction capacitance (NOTE 1)	C_J	500			300				pF	
Typical thermal resistance (NOTE 2)	$R_{\theta JA}$	55.0							°C/W	
Operating junction temperature range	T_J	-50 ~ 125					-50 ~ 150			°C
Storage temperature range	T_{STG}	-50 ~ 150							°C	

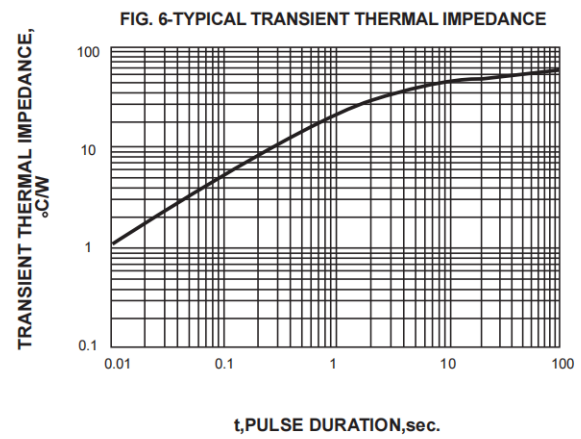

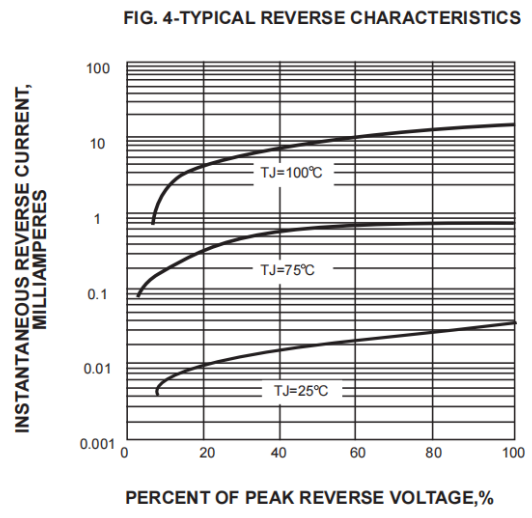
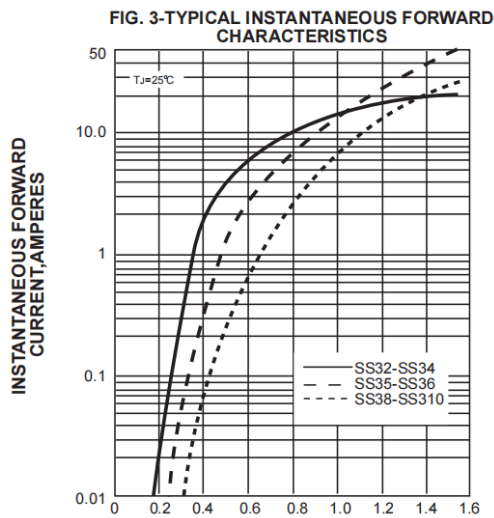
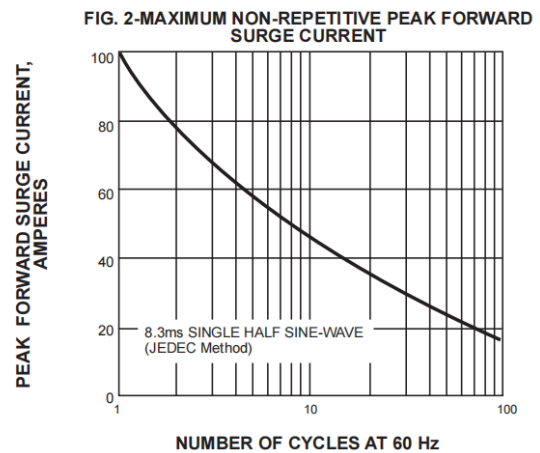
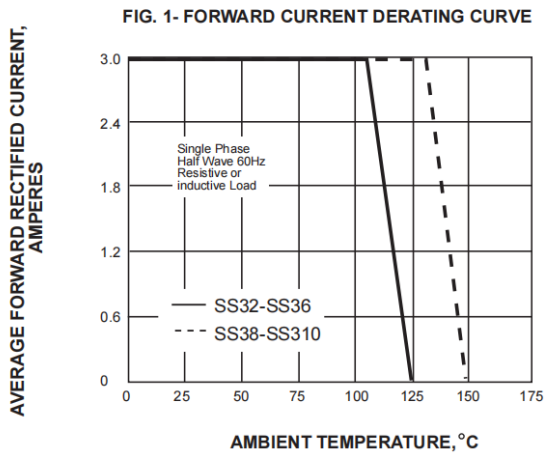
SS32 THRU SS310

Rev-1.1

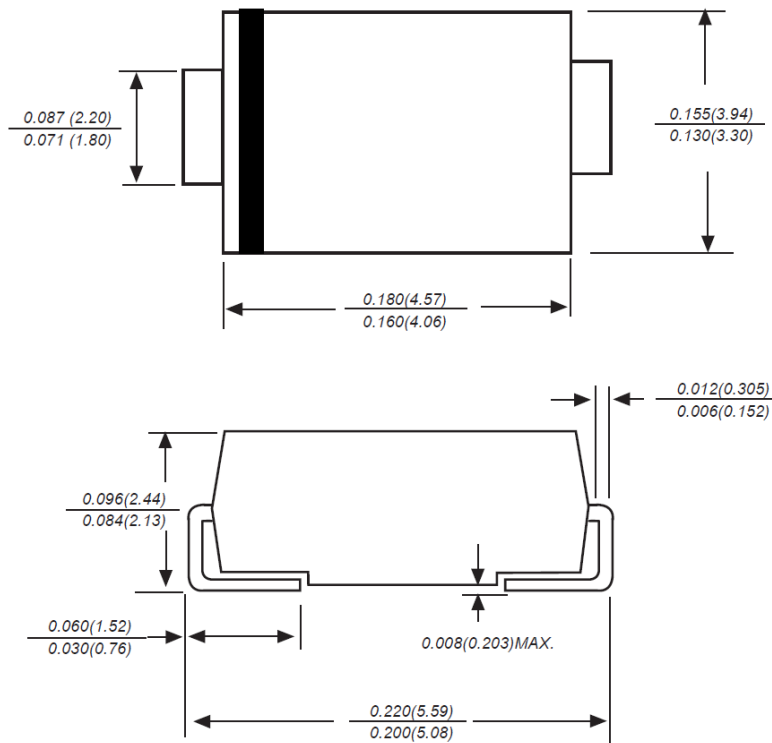
Note:

1. Measured at 1MHz and applied reverse voltage of 4.0V D.C.
2. PCB mounted on 0.2*0.2" (5.0*5.0mm) copper pad area.

5. Typical Characteristic



6. Dimension (DO-214AA/SMB)



Dimensions in inches and (millimeters)

DISCLAIMER

ELECSUPER PROVIDES TECHNICAL AND RELIABILITY DATA (INCLUDING DATASHEETS), DESIGN RESOURCES (INCLUDING REFERENCE DESIGNS), APPLICATION OR OTHER DESIGN ADVICE, SAFETY INFORMATION, AND OTHER RESOURCES "AS IS" AND WITH ALL FAULTS, AND DISCLAIMS ALL WARRANTIES, EXPRESS AND IMPLIED, INCLUDING WITHOUT LIMITATION ANY IMPLIED WARRANTIES OF MERCHANTABILITY, FITNESS FOR A PARTICULAR PURPOSE OR NON-INFRINGEMENT OF THIRD PARTY INTELLECTUAL PROPERTY RIGHTS.

These resources are intended for skilled developers designing with ElecSuper products. You are solely responsible for

- (1) selecting the appropriate ElecSuper products for your application;
- (2) designing, validating and testing your application;
- (3) ensuring your application meets applicable standards, and any other safety, security, or other requirements.

These resources are subject to change without notice. ElecSuper grants you permission to use these resources only for development of an application that uses the ElecSuper products described in the resource. Other reproduction and display of these resources are prohibited. No license is granted to any other ElecSuper intellectual property right or to any third party intellectual property right. ElecSuper disclaims responsibility for, and you will fully indemnify ElecSuper and its representatives against, any claims, damages, costs, losses, and liabilities arising out of your use of these resources. ElecSuper's products are provided subject to ElecSuper's Terms of Sale or other applicable terms available either on www.elecsuper.com or provided in conjunction with such ElecSuper products. ElecSuper's provision of these resources does not expand or otherwise alter ElecSuper's applicable warranties or warranty disclaimers for ElecSuper products.