

Features

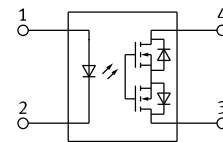
- LowRon=0.06Ω(Typ.)
- Low-level off state leakage current of max. 1 μA
- Low driver power requirements (TTL/CMOS Compatible)
- High reliability
- No moving parts
- 1500Vrms Input/Output isolation
- Arc-Free with no snubbing circuits
- SOP package 4 Pin type in miniature design (4.4×4.3×2.1mm / .173×.169×.083inch)
- The optically coupled input is controlled by a highly efficient GaAIAs infrared LED and MOS FETs on the output side.

Applications

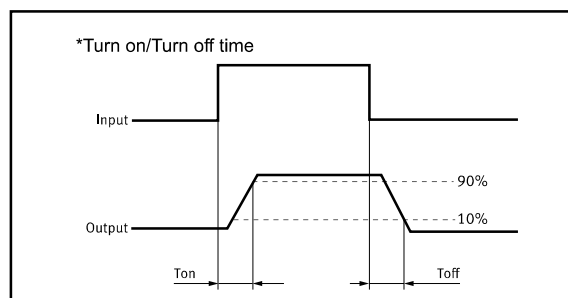
- Telecommunications (PC, Electronic notepad)
- Measuring and Testing equipment
- Industrial control
- Security equipments
- High speed inspection machine



SOP-4



1. LED Anode
2. LED Cathode
- 3, 4. Drain (MOS FET)



TYPES

Category	Output rating ^{*1}		Part No.	Packing quantity
	Load voltage	Load current		
			SOP-4	Tape and reel
AC/DC	40 V	2.5A	GAQY211G2S	1-reel: 1,000 pcs.

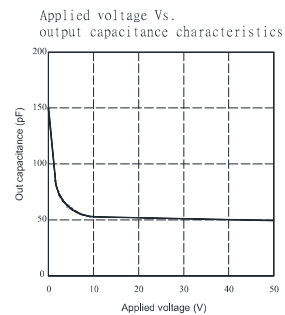
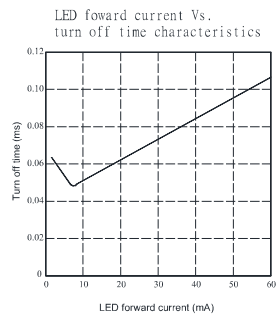
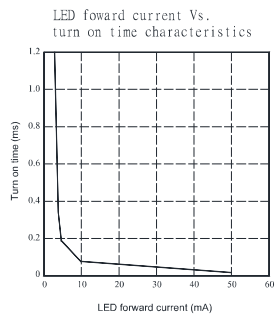
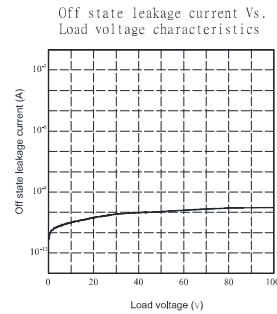
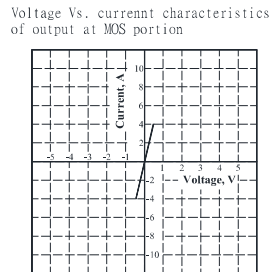
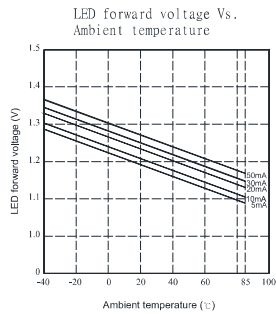
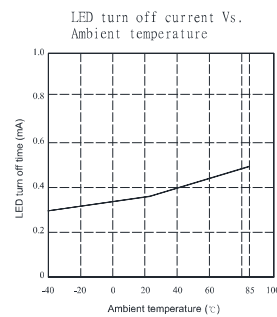
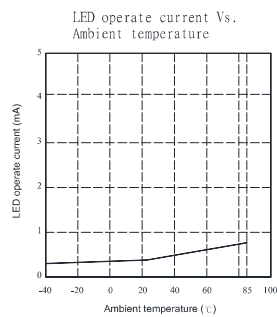
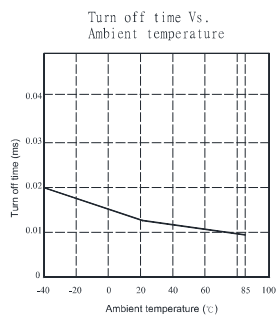
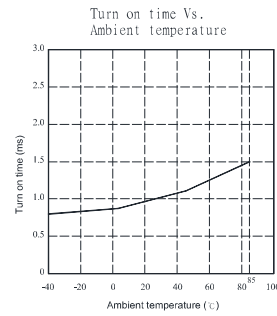
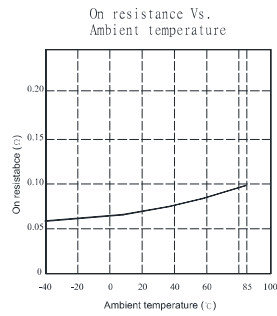
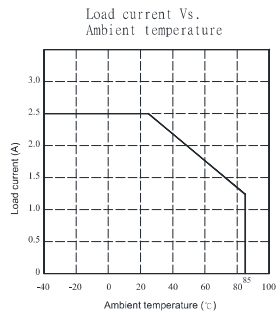
Absolute Maximum Ratings (Ambient Temperature: 25°C)

Item		Symbol	Value	Units	Note
Input	Continuous LED Current	I_F	50	mA	
	Peak LED Current	I_{FP}	1000	mA	f=100Hz, duty=1%
	LED Reverse Voltage	V_R	5	V	
	Input Power Dissipation	P_{In}	75	mW	
Output	Load Voltage	V_L	40	V(AC peak or DC)	
	Load Current	I_L	2.5	A	
	Peak Load Current	I_{Peak}	5.0	A	100ms(1 pulse)
	Output Power Dissipation	P_{out}	400	mW	
Total Power Dissipation		P_T	500	mW	
I/O Breakdown Voltage		$V_{I/O}$	1500	Vrms	RH=60%, 1min
Operating Temperature		T_{opr}	-40 to +85	°C	
Storage Temperature		T_{stg}	-40 to +100	°C	
Pin Soldering Temperature		T_{sol}	260	°C	10 sec max.

Electrical Specifications (Ambient Temperature: 25°C)

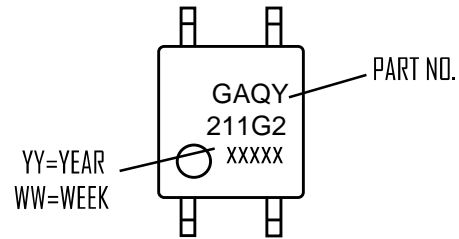
Item		Symbol	MIN.	TYP.	MAX.	Units	Conditions
Input	LED Forward Voltage	V_F		1.2	1.4	V	$I_F=10mA$
	Operation LED Current	I_{Fon}		0.5	2.0	mA	
	Recovery LED Current	I_{Foff}		0.35	0.5	mA	
	Recovery LED Voltage	V_{Foff}	0.7			V	
Output	On-Resistance	R_{on}		0.06	0.1	Ω	$I_F=5mA, I_L=100mA,$ Time to flow is within 1 sec.
	Off-State Leakage Current	I_{Leak}			1	μA	$V_L=Rating$
	Output Capacitance	C_{out}		150		pF	$V_L=0, f=1MHz$
Transmis sion	Turn-On Time	T_{on}		0.8	1.5	ms	$I_F=5mA, I_L=100mA,$
	Turn-Off Time	T_{off}		0.02	0.5	ms	
Coupled	I/O Isolation Resistance	$R_{I/O}$	10^{10}			Ω	DC500V
	I/O Capacitance	$C_{I/O}$		0.8	1.5	pF	f=1MHz

Reference Data

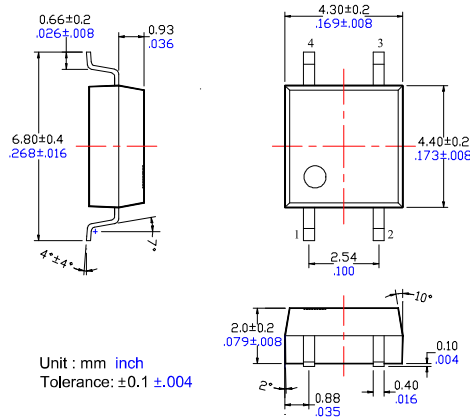


Dimensions

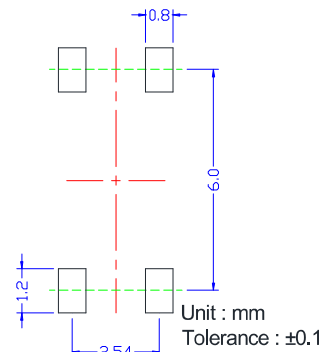
4-SOP



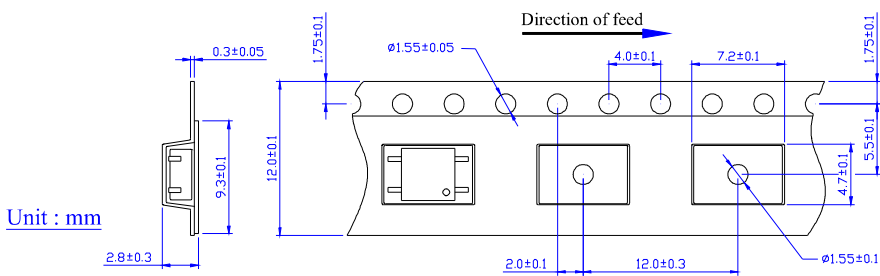
Surface mount terminal type



Recommended mounting pad (Top view)



Tape dimensions



Dimensions of tape reel

