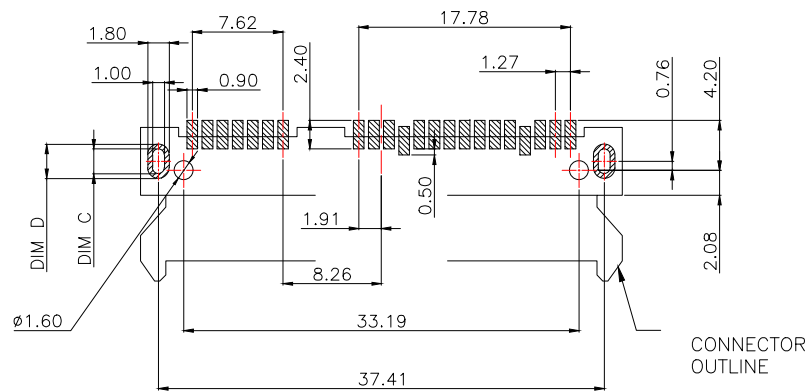
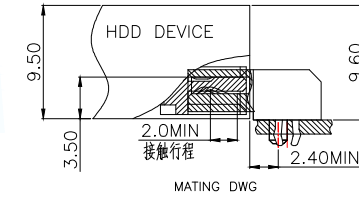
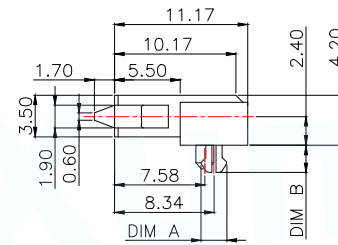
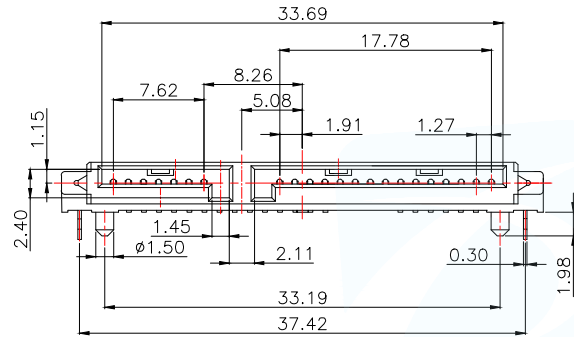


NOTE:

- MATERIAL:
HOUSING: LCP WITH 30% GF, UL 94V-0, BLACK COLOR.
CONTACTS: PHOSPHOR BRONZE.
BOARDLOCKS: BRASS.
- FINISH:
CONTACTS: GOLD FLASH PLATED ON CONTACT AREA, [100μ"] MIN..
BRIGHT-TIN ON SOLDER TAIL, WITH ENTIRE CONTACT UNDERPLATED [50μ"] MIN.. NICKEL.
BOARDLOCKS: [100μ"] MIN. BRIGHT-TIN OVER[50μ"] MIN. NICKEL ON ENTIRE BOARDLOCK.



TOLERANCE: ±0.05,
RECOMMENDED PCB LAYOUT
(TOP VIEW)

SATA-502-F22S1BY-A	3.08	2.28	1.80	2.30	5
SATA-502-F22S1BY-B	3.15	2.35	1.70	2.40	4
SATA-502-F22S1BY-C	3.20	2.40	2.30	2.45	3
SATA-502-F22S1BY-D	3.30	2.50	2.30	2.55	2
SATA-502-F22S1BY-E	3.08	2.28	2.30	2.30	1
PART NO.	DIM D	DIM C	DIM B	DIM A	ITEM
	P.C.BOARD		CONNECTOR		

MANUFACTURE DWG		东莞市讯普电子科技有限公司 DongGuan XunPu Electronics Co.,Ltd		
UNLESS OTHERWISE SPECIFIED TOLERANCES			TITLE: SATA7+15P H4.2板±SMTT=# 2.08%	
DECIMALS: X.X±0.20			PAR	SATA-502-F22S1BY-N
ANGLES: X.*±5°			DWN	
X.XX±0.15			CHKD	
X.XXX±0.05			APVD	
X.XX*±2°		SCALE N:A	UNIT:MM	
X.XX*±1°		CUSTOMER COPY	SIZE:A4	
			SHEET:1F1	
			REV:A	