

产品承认书

SPECIFICATION FOR APPROVAL

客户名称
CUSTOMER NAME.

产品类型
PRODUCT TYPE 共模电感

客户料号
CUSTOMER P/N XRACM-9070F-SERIES

料号
OURS P/N XRACM-9070F-SERIES

文件编号
FILE NO.

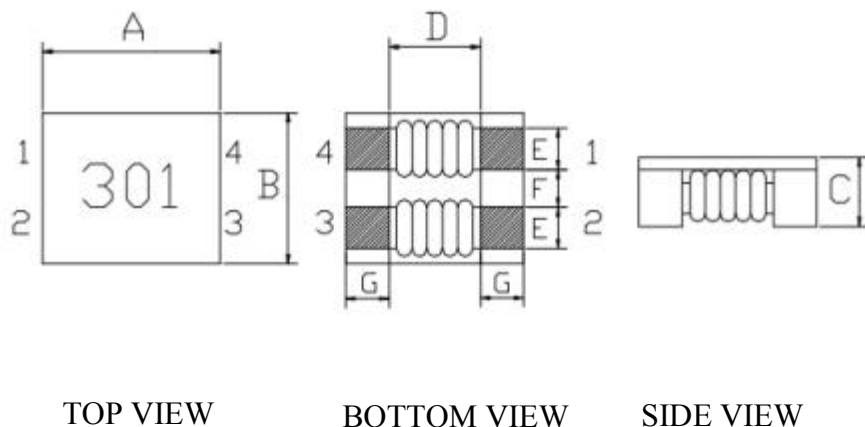
| 批准 <i>APPROVED</i> | 确认 <i>CHECKED</i> | 作成 <i>DESIGN</i> |
|-----------------------|----------------------|---------------------|
| chen | lin | ming |

| 客户承认/ <i>CUSTOMER ACCEPTED</i> | | |
|--------------------------------|----------------------|---------------------|
| 承认 <i>APPROVED</i> | 确认 <i>CHECKED</i> | 承办 <i>DESIGN</i> |
| | | |
| 批注/ <i>REMARK</i> | | |

承认书 / SPECIFICATION FOR APPROVAL

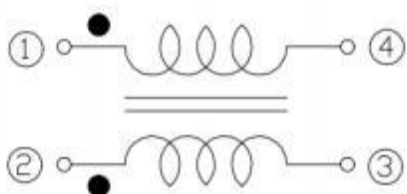
| | | | | | |
|----------------------|------|----------------------|--------------------|------------------|---|
| 客户名称 CUSTOMER | 0 | 客户品名 CUSTOMER P/N | XRACM-9070F-SERIES | 版别 REV. | A |
| 产品类型 PRODUCT TYPE | 共模电感 | 品名 OURS P/N | XRACM-9070F-SERIES | 文件编号 FILE NO. | |

一. 外观图/DIMENSION (单位/UNIT: mm)



| | |
|---|----------|
| A | 9.0 ±0.5 |
| B | 7.0 ±0.5 |
| C | 4.8MAX |
| D | 5.7typ |
| E | 1.5 typ |
| F | 2.0 typ |
| G | 1.7 typ |
| | |
| | |
| | |
| | |

二. 电路图/CIRCUIT DIAGRAM



三. 电气特性/ELECTRICAL CHARACTERISTIC

| P/N | z(Ω) | | RDC(Ω) Max(1 LINE) | Rated Current (A) Max | IR (MΩ) Min | Rated Voltage (V) Max |
|-----------------|-----------|------|-----------------------|-----------------------------|----------------|-----------------------------|
| | at 100MHZ | | | | | |
| | Min | Typ | | | | |
| XRACM-9070F-301 | 225 | 300 | 6m | 6.0 | 10 | 50 |
| XRACM-9070F-501 | 450 | 600 | 8m | 5.5 | 10 | 50 |
| XRACM-9070F-701 | 500 | 700 | 10m | 5.0 | 10 | 50 |
| XRACM-9070F-102 | 750 | 1000 | 13m | 4.0 | 10 | 50 |
| XRACM-9070F-272 | 2000 | 2700 | 86m | 2.0 | 10 | 50 |

| | | | | | |
|----|------|----|-----|----|------|
| 拟制 | ming | 审核 | lin | 批准 | chen |
|----|------|----|-----|----|------|

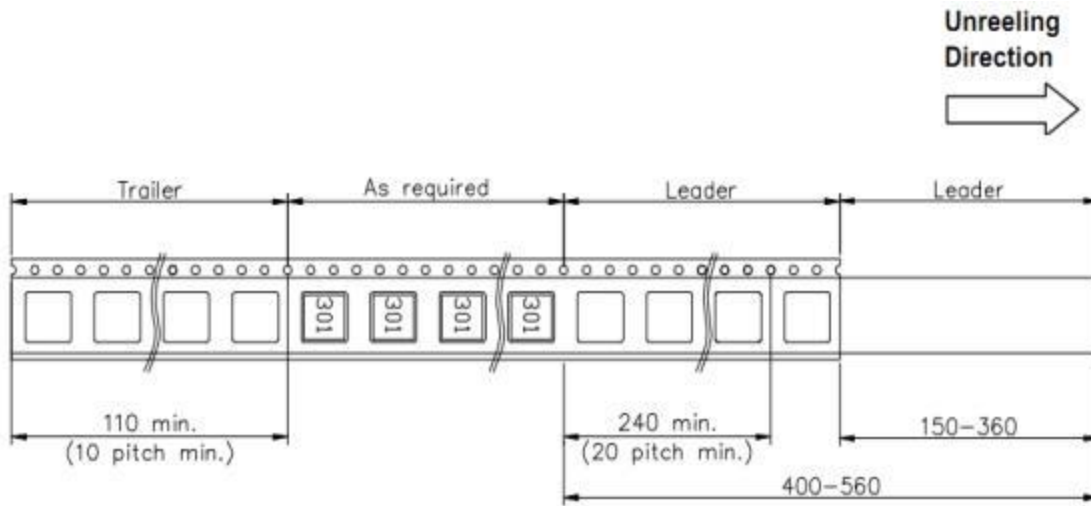
承认书 / SPECIFICATION FOR APPROVAL

| | | | | | |
|----------------------|------|----------------------|--------------------|------------------|---|
| 客户名称 CUSTOMER | 0 | 客户品名 CUSTOMER P/N | XRACM-9070F-SERIES | 版别 REV. | A |
| 产品类型 PRODUCT TYPE | 共模电感 | 品名 OURS P/N | XRACM-9070F-SERIES | 文件编号 FILE NO. | |

四. 材料清单/MATERIAL LIST

| NO. | ITEM | DESCRIPTION | SUPPLIER |
|-----|--------|-------------|----------------|
| 1 | CORE | FERRITE | SINCORES OR EQ |
| 2 | WIRE | 2UEW P180 | PACIFIC OR EQ |
| 3 | INK | BLACK | BON OR EQ |
| 4 | COVER | MYLAR | SUMITOMO OR EQ |
| 5 | SOLDER | SN CU | SOLNET OR EQ |
| | | | |
| | | | |
| | | | |

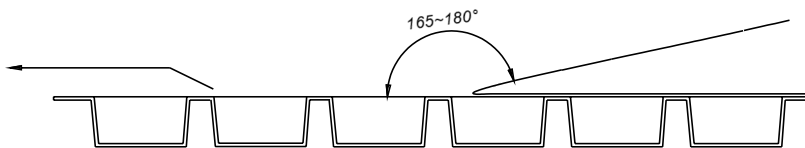
五. 编带规格/TAPING SPECIFICATIONS



Transparent carrier and cover tape/透明载带和覆盖带

Adhesive strength of cover tape is 20 to 120 gf

The conduction band direction



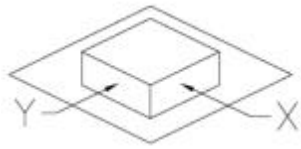
| | | | | | |
|----|------|----|-----|----|------|
| 拟制 | ming | 审核 | lin | 批准 | chen |
|----|------|----|-----|----|------|

承认书 / SPECIFICATION FOR APPROVAL

| | | | | | |
|----------------------|------|----------------------|--------------------|------------------|---|
| 客户名称 CUSTOMER | 0 | 客户品名 CUSTOMER P/N | XRACM-9070F-SERIES | 版别 REV. | A |
| 产品类型 PRODUCT TYPE | 共模电感 | 品名 OURS P/N | XRACM-9070F-SERIES | 文件编号 FILE NO. | |

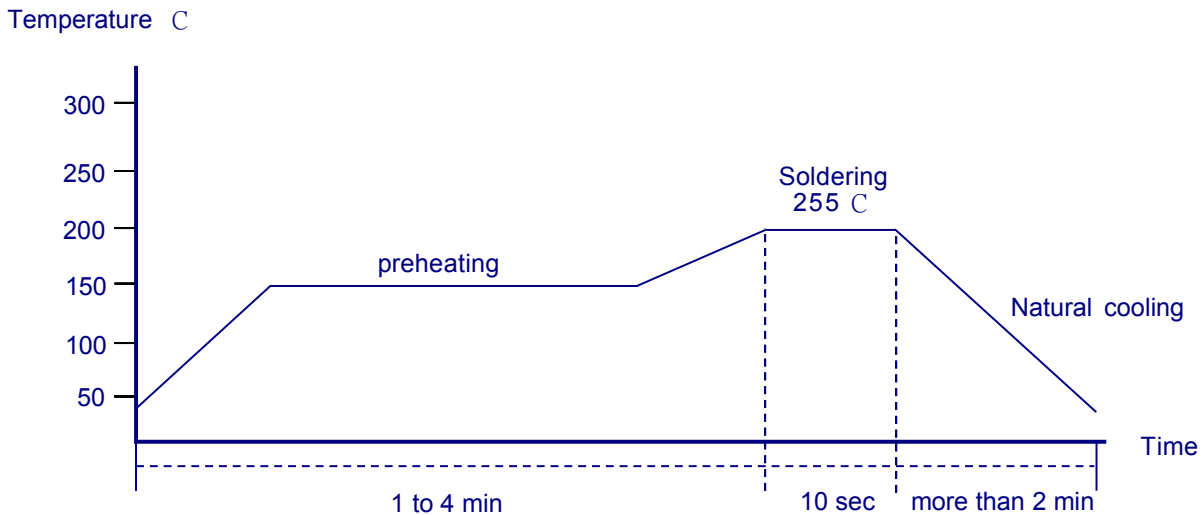
六. 可靠性测试 / RELIABILITY TESTING

| | |
|------------------------------------|--|
| Operating Temperature | - 30 to + 100 C (Contain Heating coil) |
| Appearance Inspection | No external defects by visual inspection |
| Terminal Strength | After soldering , between copper plaet and terminals of coils , push in two directions of X , Y with standing 10N(1.02kg) for10+/-2 sec. Terminal should not peel off. (Refer to figure at right) |
| Heat endurance of reflow soldering | Refer to figure |
| Insulating resistance | Over 100 MΩ at 100V D.C . between wire and core . |
| Dielectric Strength | Apply at 0.5KV 3mA for 1 minute between wire and core . |
| Temperature characteristics | Inductance coefficient (0~2,000) × 10 / C (- 30 ~ + 100 C) |
| Humidity characteristics | Inductance deviation within ± 10% , after 96 hours in 90~95% relative humidity at 40 ± 2 C and 1 hours drying under normal condition . |



A test is made under the above mentioned condition , and it is kept for 2 hours in the normal

IR Reflow profile



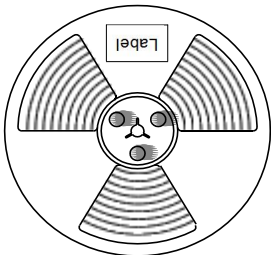
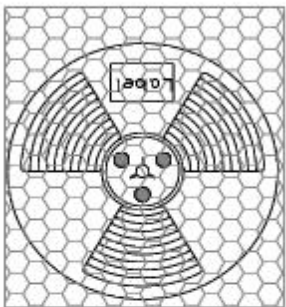

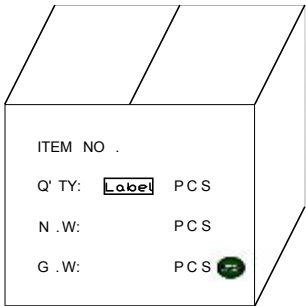
Temperature and humidity . After that , no mechanical and electrical defect should be found .

| | | | | | |
|----|------|----|-----|----|------|
| 拟制 | ming | 审核 | lin | 批准 | chen |
|----|------|----|-----|----|------|

承认书 / SPECIFICATION FOR APPROVAL

| | | | | | |
|----------------------|------|----------------------|--------------------|------------------|---|
| 客户名称 CUSTOMER | 0 | 客户品名 CUSTOMER P/N | XRACM-9070F-SERIES | 版别 REV. | A |
| 产品类型 PRODUCT TYPE | 共模电感 | 品名 OURS P/N | XRACM-9070F-SERIES | 文件编号 FILE NO. | |

七. 包装方式/PACKING LIST

| | |
|---|--|
|  | <p>1、轮盘规格： 13'(直径330mm) 数量： 700PCS/盘 作业说明： A.摆料方向为字首朝导带孔。 B.载带尾部用美纹胶纸固定。</p> |
|  | <p>2、数量： 700PCS/袋。 作业说明:编带检查好的产品装进PE中。</p> |
|  | <p>3、数量： 1400PCS/盒 作业说明： 标签朝上装入内盒里面， 将内盒盖扣好。</p> |
|  | <p>4、数量： 7000PCS/箱。 作业说明： A.先将内、外箱底部封好， 内箱装进外箱里面。 B.将内盒装进内、外箱里面， 并用透明胶带封好外箱顶部。 C.在外箱位置贴一张外箱标签。 D.当尾数箱不足一整箱时需用内盒或填充物装满。</p> |

拟制

ming

审核

lin

批准

chen