

## 产品承认书

## SPECIFICATION FOR APPROVAL

---

客户名称  
*CUSTOMER NAME.*

---

产品类型  
*PRODUCT TYPE*                      共模电感

---

客户料号  
*CUSTOMER P/N*                      XRACM-7060F-SERIES

---

料号  
*OURS P/N*                              XRACM-7060F-SERIES

---

文件编号  
*FILE NO.*

---

批准 <i>APPROVED</i>	确认 <i>CHECKED</i>	作成 <i>DESIGN</i>
chen	lin	ming

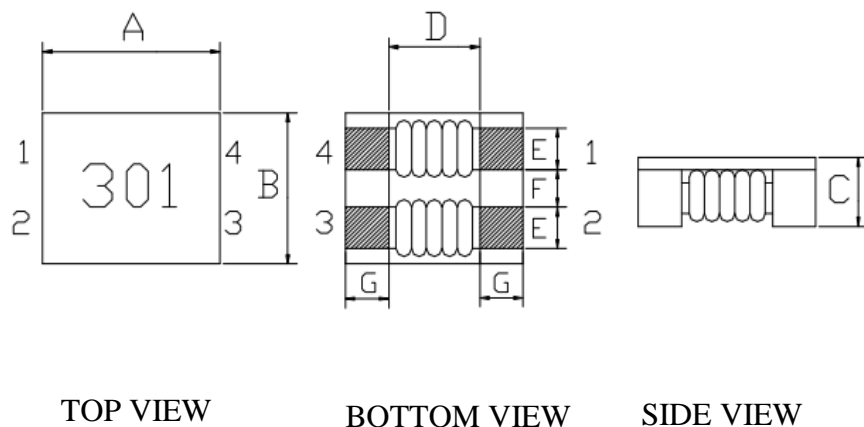
客户承认/ <i>CUSTOMER ACCEPTED</i>		
承认 <i>APPROVED</i>	确认 <i>CHECKED</i>	承办 <i>DESIGN</i>
批注/ <i>REMARK</i>		



# 承认书/SPECIFICATION FOR APPROVAL

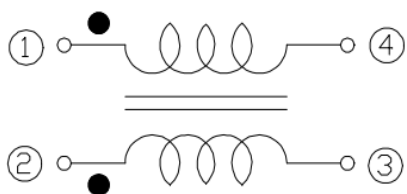
客户名称 CUSTOMER	0	客户品名 CUSTOMER P/N	XRACM-7060F-SERIES	版别 REV.	A
产品类型 PRODUCT TYPE	共模电感	品名 OURS P/N	XRACM-7060F-SERIES	文件编号 FILE NO.	

## 一.外观图/DIMENSION (单位/UNIT: mm)



A	7.0 ±0.5
B	6.0 ±0.5
C	3.8MAX
D	3.5typ
E	1.5 ±0.2
F	1.5 ±0.2
G	1.75 ±0.2

## 二. 电路图/CIRCUIT DIAGRAM



## 三. 电气特性/ELECTRICAL CHARACTERISTIC

P/N	Z(Ω) at 100MHZ		RDC(Ω)	Rated Current (A) Max	IR (MΩ) Min	Rated Voltage (V)Max
	Min	Typ	Max (1 LINE)			
XRACM-7060F-101	100	140	10m	9	10	80
XRACM-7060F-301	225	300	10m	5	10	80
XRACM-7060F-501	275	350	10m	5	10	80
XRACM-7060F-601	500	700	15m	4	10	80
XRACM-7060F-701	500	700	15m	4	10	80
XRACM-7060F-102	800	1020	17m	3	10	80
XRACM-7060F-132	910	1300	21m	2.5	10	80

拟制	ming	审核	lin	批准	chen
----	------	----	-----	----	------

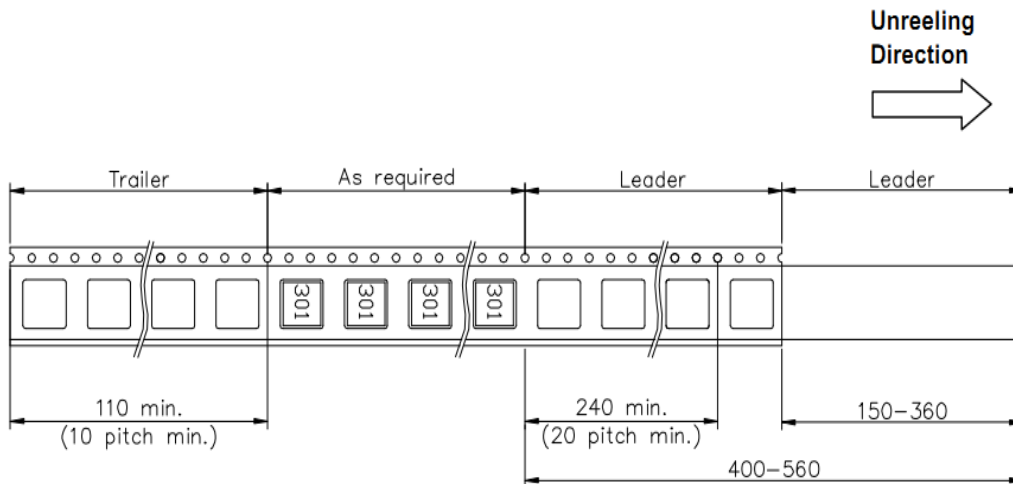
# 承认书/SPECIFICATION FOR APPROVAL

客户名称 CUSTOMER	0	客户品名 CUSTOMER P/N	XRACM-7060F-SERIES	版别 REV.	A
产品类型 PRODUCT TYPE	共模电感	品名 OURS P/N	XRACM-7060F-SERIES	文件编号 FILE NO.	

## 四. 材料清单/MATERIAL LIST

NO.	ITEM	DESCRIPTION	SUPPLIER
1	CORE	FERRITE	FYE OR EQ
2	WIRE	2UEW P180	PACIFIC OR EQ
3	INK	WHITE	BON OR EQ
4	ADHESIVE	EPOXY RESIN	SHAW HUOW OR EQ
5	CASE	LCP	LANCHENG OR EQ
6	SOLDER	SN CU	SHENMAO OR EQ

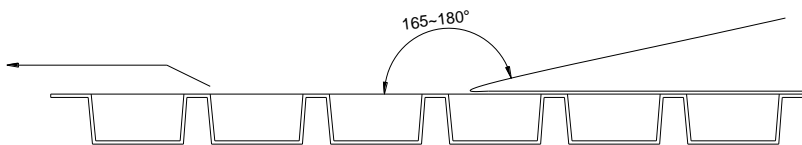
## 五. 编带规格/TAPING SPECIFICATIONS



### Transparent carrier and cover tape/透明载带和覆盖带

Adhesive strength of cover tape is 20 to 120 gf

The conduction band direction



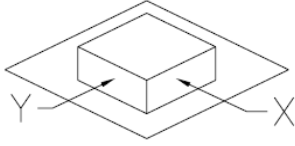
拟制	ming	审核	lin	批准	chen
----	------	----	-----	----	------

# 承认书/SPECIFICATION FOR APPROVAL

客户名称 CUSTOMER	0	客户品名 CUSTOMER P/N	XRACM-7060F-SERIES	版别 REV.	A
产品类型 PRODUCT TYPE	共模电感	品名 OURS P/N	XRACM-7060F-SERIES	文件编号 FILE NO.	

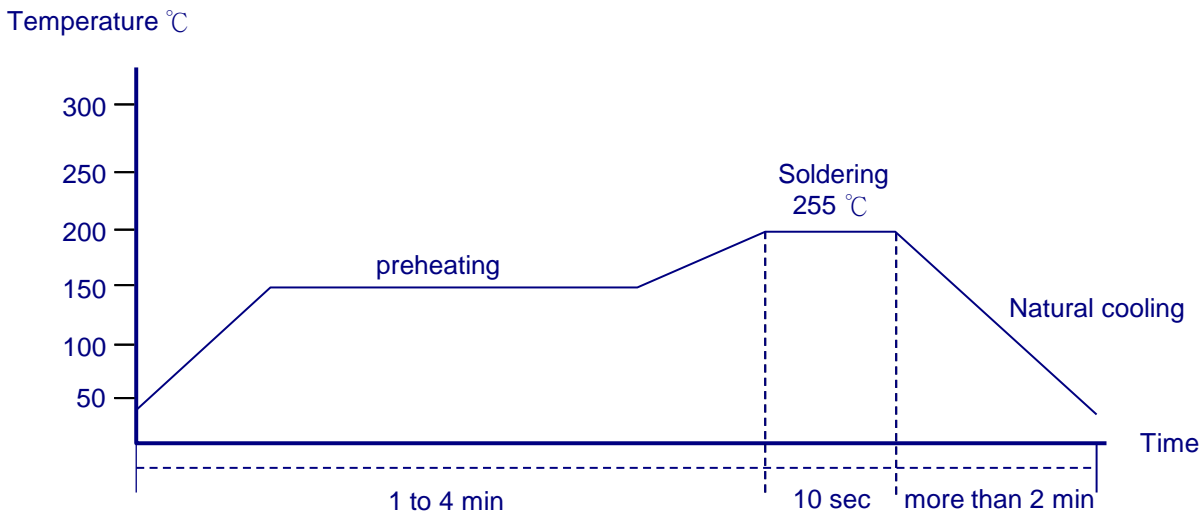
## 六. 可靠性测试/RELIABILITY TESTING

Operating Temperature	- 30 to + 100 °C ( Contain Heating coil )
Appearance Inspection	No external defects by visual inspection
Terminal Strength	After soldering , between copper plaet and terminals of coils , push in two directions of X , Y with standing 10N(1.02kg) for10+/-2 sec. Terminal should not peel off. ( Refer to figure at right )
Heat endurance of reflow soldering	Refer to figure
Insulating resistance	Over 100 MΩ at 100V D.C . between wire and core .
Dielectric Strength	Apply at 0.5KV 3mA for 1 minute between wire and core .
Temperature characteristics	Inductance coefficient ( 0~2,000 ) × 10 / °C ( - 30 ~ + 100 °C )
Humidity characteristics	Inductance deviation within ± 10% , after 96 hours in 90~95% relative humidity at 40 ± 2 °C and 1 hours drying under normal condition .



A test is made under the above mentioned condition , and it is kept for 2 hours in the normal

### IR Reflow profile



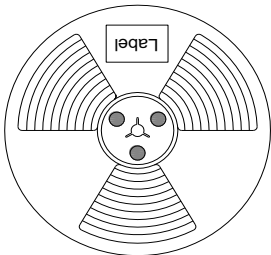
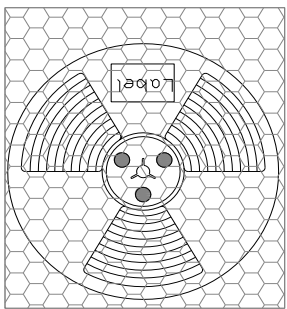

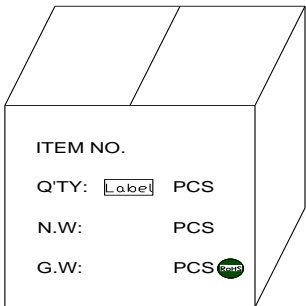
Temperature and humidity . After that , no mechanical and electrical defect should be found .

拟制	ming	审核	lin	批准	chen
----	------	----	-----	----	------

# 承认书/SPECIFICATION FOR APPROVAL

客户名称 CUSTOMER	0	客户品名 CUSTOMER P/N	XRACM-7060F-SERIES	版别 REV.	A
产品类型 PRODUCT TYPE	共模电感	品名 OURS P/N	XRACM-7060F-SERIES	文件编号 FILE NO.	

## 七. 包装方式/PACKING LIST

	<p>1、轮盘规格：13'(直径330mm) 数量：1500PCS/盘 作业说明：A.摆料方向为字首朝导带孔。 B.载带尾部用美纹胶纸固定。</p>				
	<p>2、数量：1500PCS/袋。 作业说明:编带检查好的产品装进PE中。</p>				
	<p>3、数量：4500PCS/盒 作业说明：标签朝上装入内盒里面，将内盒盖扣好。</p>				
	<p>4、数量：22500PCS/箱。 作业说明：A.先将内、外箱底部封好，内箱装进外箱里面。 B.将内盒装进内、外箱里面，并用透明胶带封好外箱顶部。 C.在外箱位置贴一张外箱标签。 D.当尾数箱不足一整箱时需用内盒或填充物装满。</p>				
<p>拟制</p>	<p>ming</p>	<p>审核</p>	<p>lin</p>	<p>批准</p>	<p>chen</p>