



TAI-SAW TECHNOLOGY CO., LTD.

No. 3, Industrial 2nd Rd., Ping-Chen Industrial District,
Taoyuan, 324, Taiwan, R.O.C.

TEL: 886-3-4690038 FAX: 886-3-4697532

E-mail: tstsales@mail.taisaw.com Web: www.taisaw.com

Product Specifications Approval Sheet

Product Description: SAW Filter 3540 MHz SMD 3.0×3.0 mm (BW=120 MHz)

TST Part No.: TA2216A

Customer Part No.: _____

| |
|-----------------------------|
| Customer signature required |
| Company: _____ |
| Division: _____ |
| Approved by : _____ |
| Date: _____ |

Checked by: _____ David Chang *David*

Approved by: _____ Andy Yu *Andy Yu*

Date: _____ 2017/09/19

1. Customer signed back is required before TST can proceed with sample build and receive orders.
2. Orders received without customer signed back will be regarded as agreement on the specifications.
3. Any specifications changes must be approved upon by both parties and a new revision of specifications shall be released to reflect the changes.



TAI-SAW TECHNOLOGY CO., LTD.

No. 3, Industrial 2nd Rd., Ping-Chen Industrial District,
Taoyuan, 324, Taiwan, R.O.C.

TEL: 886-3-4690038 FAX: 886-3-4697532

E-mail: tstsales@mail.taisaw.com Web: www.taisaw.com

SAW Filter 3540 MHz

MODEL NO.: TA2216A

REV. NO.:1

A. MAXIMUM RATING:

1. Input Power Level: 23 dB_m, 2h, 95°C
2. DC voltage: 3 V
3. Operating Temperature: -40°C to +95°C
4. Storage Temperature: -40°C to +95°C
5. Moisture Sensitivity Level: Level 1(MSL1)

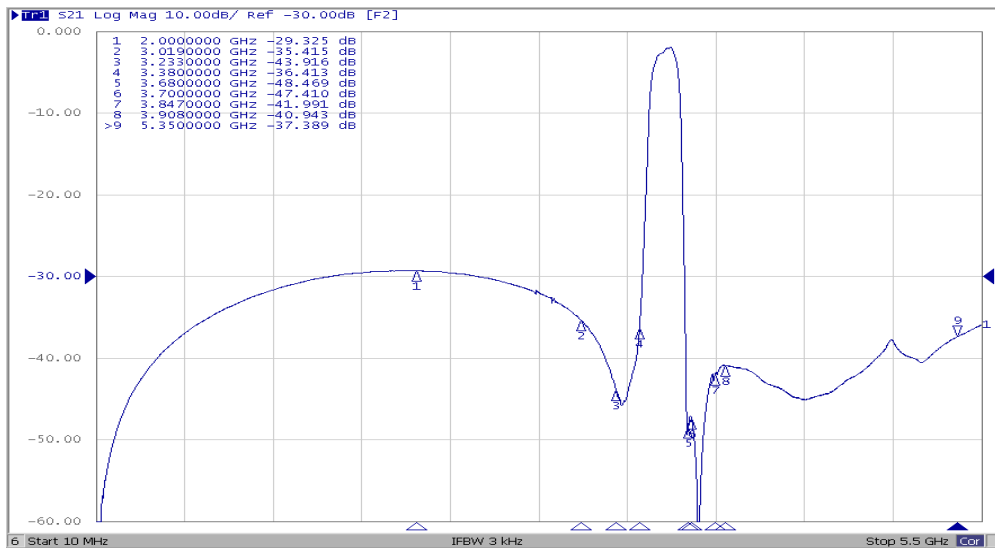
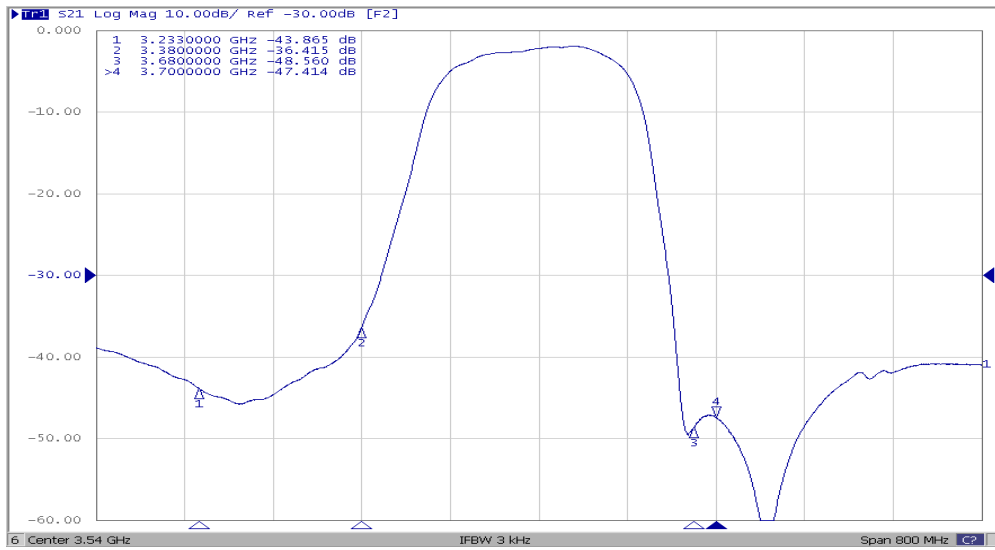
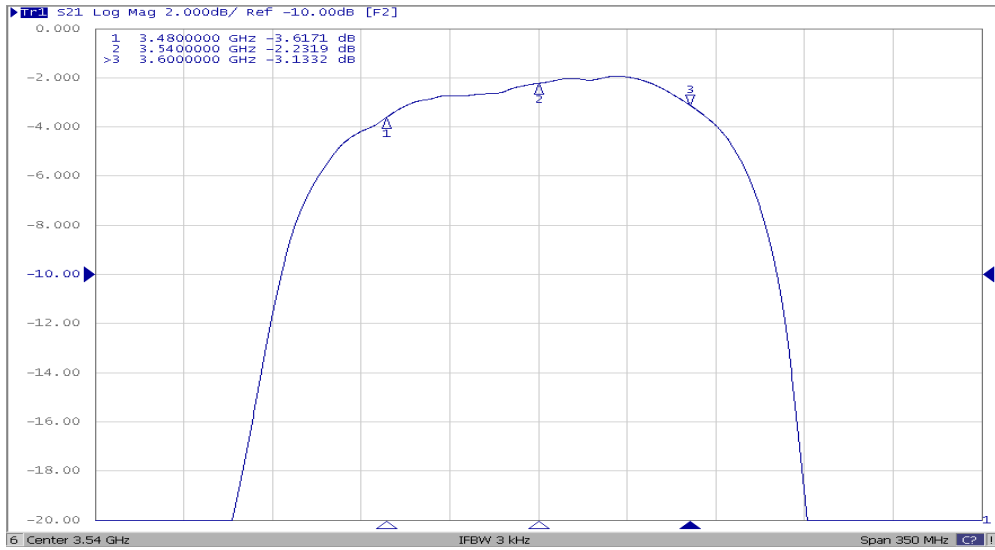
| |
|----------------------------------------------------|
| RoHS Compliant Lead free Lead-free soldering |
|----------------------------------------------------|

Electrostatic Sensitive Device (ESD)

B. ELECTRICAL CHARACTERISTICS:

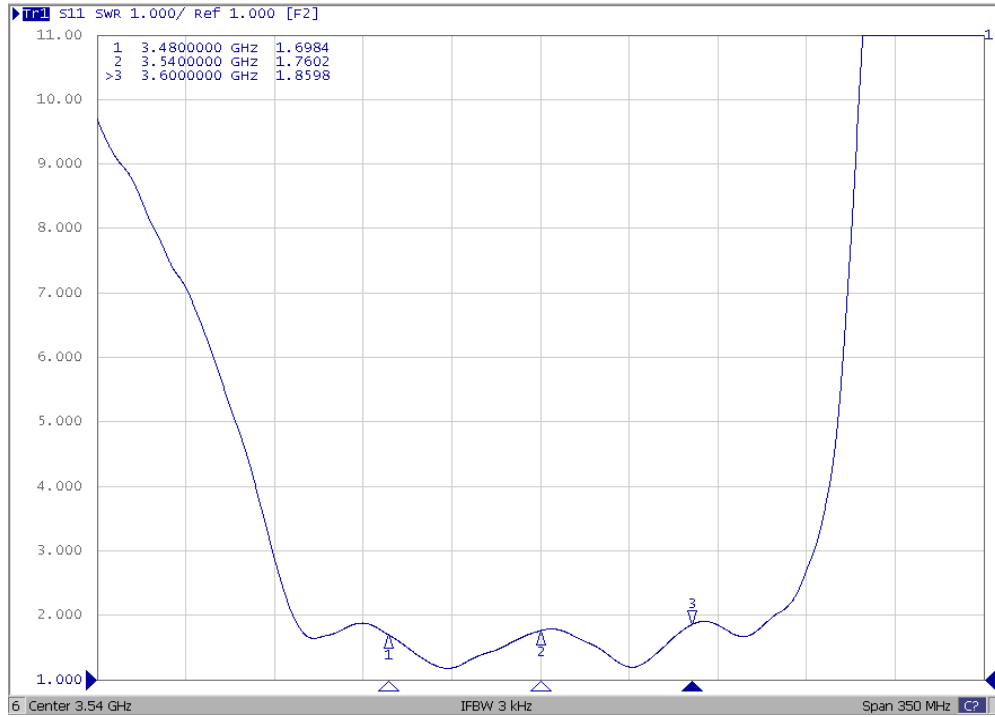
| Item | Unit | Min. | Typ. | Max. |
|-------------------------------------------------------------------|-------------------|------|------|------|
| Center frequency Fc | MHz | - | 3540 | - |
| Insertion Loss (3480~3600 MHz) IL | dB | - | 3.6 | 4.6 |
| Amplitude ripple (3480~3600) | dB _{p-p} | - | 0.8 | 2.5 |
| Amplitude Ripple (3480~3600 MHz) (over any 20 MHz span) | dB | - | 1.1 | 1.8 |
| VSWR (3480~3600 MHz) | - | - | 1.9 | 2.4 |
| Absolute group delay (3480~3600 MHz) | ns | - | 5 | 20 |
| Group delay ripple (3480~3600 MHz) | ns _{p-p} | - | 5 | 15 |
| Attenuation (Reference level from 0 dB) | | | | |
| 10 ~ 2000 MHz | dB | 27 | 29 | - |
| 2000 ~ 3019 MHz | dB | 20 | 29 | - |
| 3019 ~ 3233 MHz | dB | 22 | 35 | - |
| 3233 ~ 3380 MHz | dB | 10 | 36 | - |
| 3680 ~ 3700 MHz | dB | 8 | 47 | - |
| 3700 ~ 3847 MHz | dB | 15 | 41 | - |
| 3847 ~ 3908 MHz | dB | 20 | 40 | - |
| 3908 ~ 5350 MHz | dB | 15 | 37 | - |
| 5350 ~ 5500 MHz | dB | 10 | 35 | - |
| Temperature coefficient of frequency | ppm/k | - | -36 | - |

C. Frequency Characteristics:

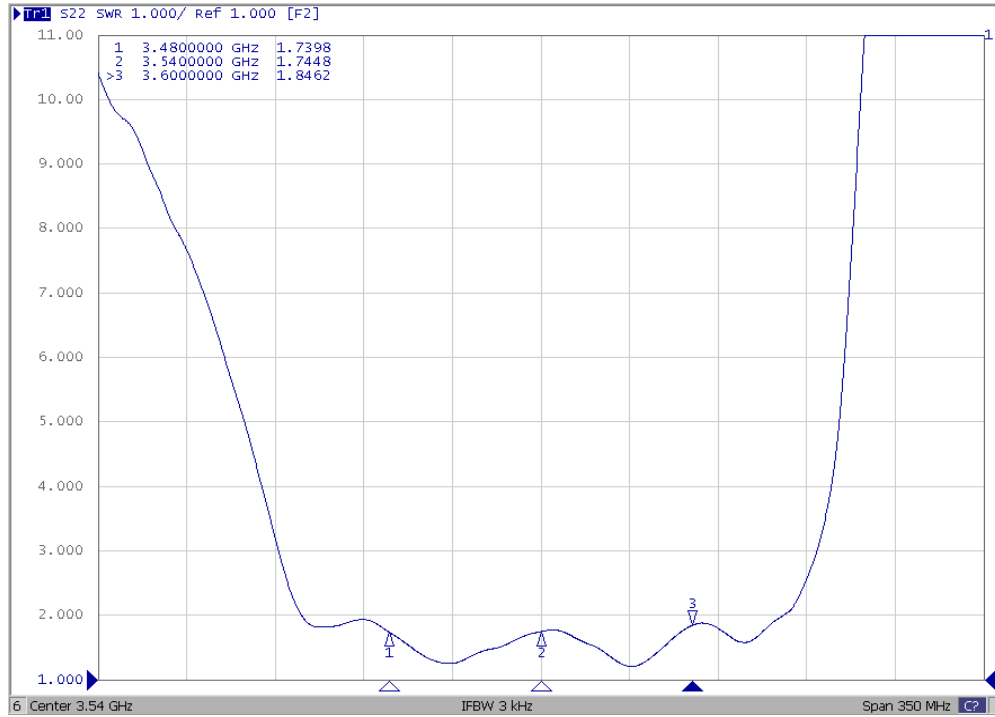


Reflection Functions:

S11

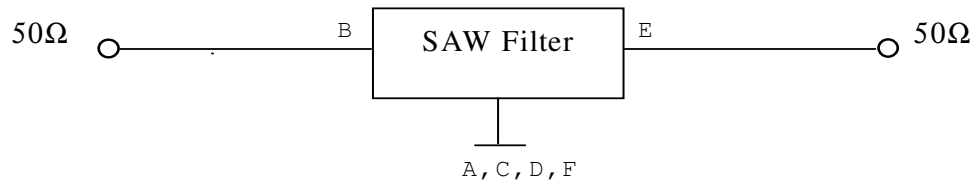


S22

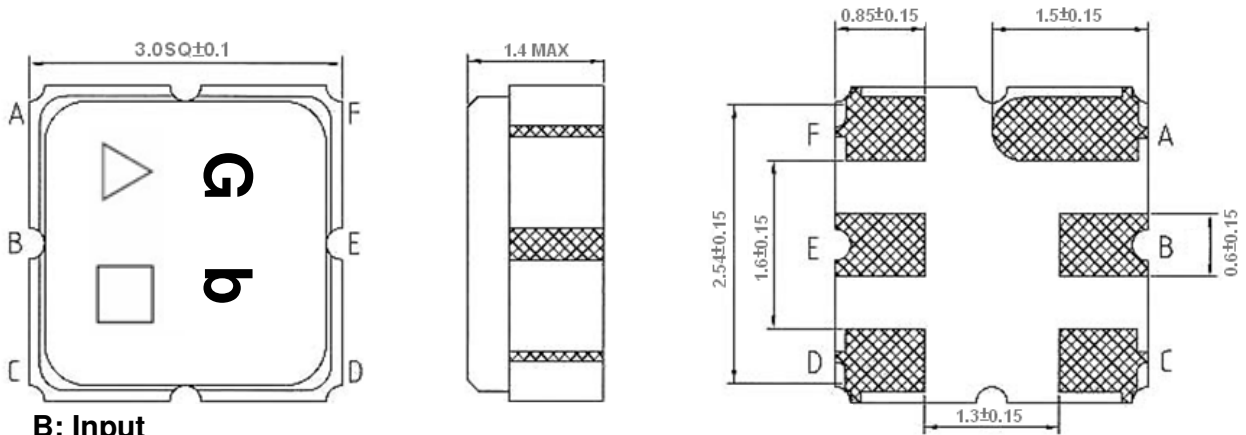


D. MEASUREMENT CIRCUIT:

HP Network analyzer



E. OUTLINE DRAWING:



B: Input

E: Output

A, C, D, F: Ground

Unit: mm

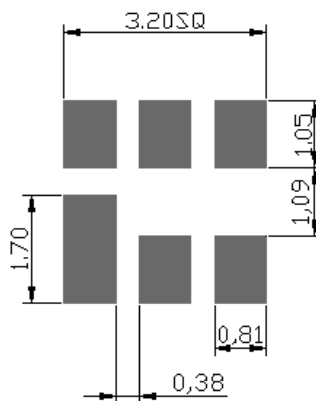
△ : Year Code (2011->1, 2012->2, ..., 2019->9, 2020->0)

□ : Date Code

Date Code Table:

| | | | | | | | | | | | | |
|------|------|------|------|------|------|------|------|------|------|------|------|------|
| WK01 | WK02 | WK03 | WK04 | WK05 | WK06 | WK07 | WK08 | WK09 | WK10 | WK11 | WK12 | WK13 |
| A | B | C | D | E | F | G | H | I | J | K | L | M |
| WK14 | WK15 | WK16 | WK17 | WK18 | WK19 | WK20 | WK21 | WK22 | WK23 | WK24 | WK25 | WK26 |
| N | O | P | Q | R | S | T | U | V | W | X | Y | Z |
| WK27 | WK28 | WK29 | WK30 | WK31 | WK32 | WK33 | WK34 | WK35 | WK36 | WK37 | WK38 | WK39 |
| a | b | c | d | e | f | g | h | i | j | k | l | m |
| WK40 | WK41 | WK42 | WK43 | WK44 | WK45 | WK46 | WK47 | WK48 | WK49 | WK50 | WK51 | WK52 |
| n | o | p | q | r | s | t | u | v | w | x | y | z |

F. PCB Footprint:



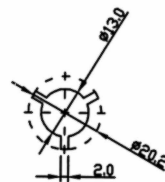
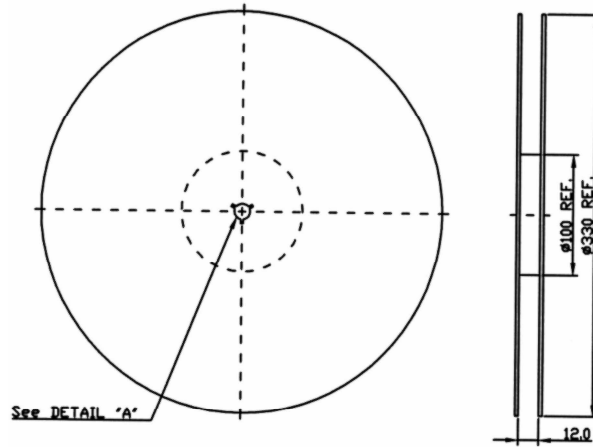
TAI-SAW TECHNOLOGY CO., LTD.

TST DCC
Release document

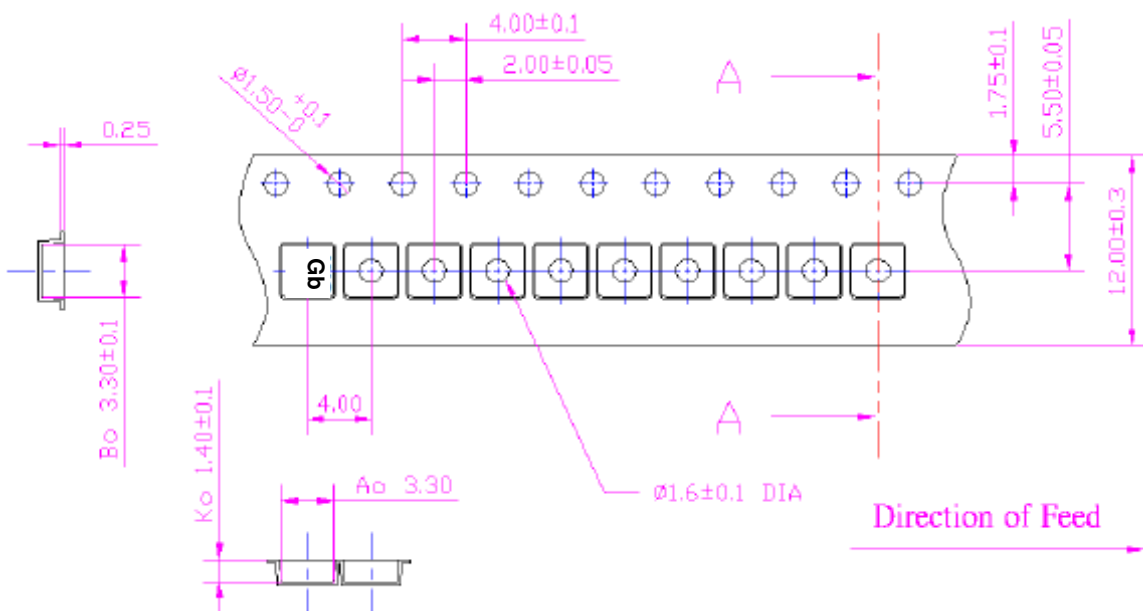
G. PACKING: (Ref. WI-75M03)

1. REEL DIMENSION

(Please refer to FR-75D10 for packing quantity)



2. TAPE DIMENSION



H. Recommended Reflow Profile:

1. Preheating shall be fixed at 150~180°C for 60~90 seconds.
2. Ascending time to preheating temperature 150°C shall be 30 seconds min.
3. Heating shall be fixed at 220°C for 50~80 seconds and at 260°C+0/-5°C peak (20~40sec).
4. Time: 2 times.

