

MMSZ2V0CW through MMSZ75VCW

MMSZ2V0CW through MMSZ75VCW Flat Lead Surface Mount Plastic Package Zener Voltage Regulators

General description


500mW SOD-123 SURFACE MOUNT

Flat Lead Surface Mount Plastic Package Zener Voltage Regulators

FEATURES

- Wide Zener Voltage Range Selection, 2.0V to 75V
- VZ Tolerance Selection of $\pm 5\%$ (C Series)
- Matte Tin(Sn) Lead Finish
- Band Indicates Cathode
- RoHS Compliant
- Green EMC
- Weight: approx. 0.01g
- AEC-Q101 Qualified

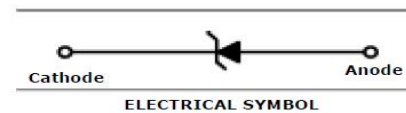
Green Product



SOD-123 Flat Lead

Absolute Maximum Ratings (T_A = 25°C unless otherwise noted)

Symbol	Parameter	Value	Units
P _D	Power Dissipation	500	mW
T _{STG}	Storage Temperature Range	-65 to +150	°C
T _{OPR}	Operating Temperature Range	-65 to +150	°C



These ratings are limiting values above which the serviceability of the diode may be impaired.

Electrical Characteristics (T_A = 25°C unless otherwise noted)

Device Type	Device Marking	V _Z @ I _{ZT} (Volts)			I _{ZT} (mA)	Z _T @ I _{ZT} (Ω) Max	I _{ZK} (mA)	Z _{ZK} @ I _{ZK} (Ω) Max	I _R @ V _R (μA) Max	V _R (Volts)
		Min	Nom	Max						
MMSZ2V0CW	2V0Z	1.90	2.0	2.10	5	100	1	564	120	0.5
MMSZ2V2CW	2V2Z	2.09	2.2	2.31	5	100	1	564	120	0.7
MMSZ2V4CW	2V4Z	2.28	2.4	2.52	5	100	1	564	45	1
MMSZ2V7CW	2V7Z	2.57	2.7	2.84	5	100	1	564	18	1
MMSZ3V0CW	3V0Z	2.85	3.0	3.15	5	100	1	564	9	1
MMSZ3V3CW	3V3Z	3.14	3.3	3.47	5	95	1	564	4.5	1
MMSZ3V6CW	3V6Z	3.42	3.6	3.78	5	90	1	564	4.5	1
MMSZ3V9CW	3V9Z	3.71	3.9	4.10	5	90	1	564	2.7	1
MMSZ4V3CW	4V3Z	4.09	4.3	4.52	5	90	1	564	2.7	1
MMSZ4V7CW	4V7Z	4.47	4.7	4.94	5	80	1	470	2.7	2
MMSZ5V1CW	5V1Z	4.85	5.1	5.36	5	60	1	451	1.8	2
MMSZ5V6CW	5V6Z	5.32	5.6	5.88	5	40	1	376	0.9	2
MMSZ6V2CW	6V2Z	5.89	6.2	6.51	5	10	1	141	2.7	4
MMSZ6V8CW	6V8Z	6.46	6.8	7.14	5	15	1	75	1.8	4
MMSZ7V5CW	7V5Z	7.11	7.5	7.86	5	15	1	75	0.9	5
MMSZ8V2CW	8V2Z	7.79	8.2	8.61	5	15	1	75	0.63	5
MMSZ9V1CW	9V1Z	8.65	9.1	9.56	5	15	1	94	0.45	6
MMSZ10VCW	10VZ	9.50	10	10.50	5	20	1	141	0.18	7
MMSZ11VCW	11VZ	10.45	11	11.55	5	20	1	141	0.09	8
MMSZ12VCW	12VZ	11.40	12	12.60	5	25	1	141	0.09	8
MMSZ13VCW	13VZ	12.35	13	13.65	5	30	1	160	0.09	8

MMSZ2V0CW through MMSZ75VCW

Electrical Characteristics (T_A = 25°C unless otherwise noted)

Device Type	Device Marking	V _Z @ I _{ZT} (Volts)			I _{ZT} (mA)	Z _{ZT} @ I _{ZT} (Ω) Max	I _{ZK} (mA)	Z _{ZK} @ I _{ZK} (Ω) Max	I _R @ V _R (μA) Max	V _R (Volts)
		Min	Nom	Max						
MMSZ15VCW	15VZ	14.25	15	15.75	5	30	1	188	0.045	10.5
MMSZ16VCW	16VZ	15.20	16	16.80	5	40	1	188	0.045	11.2
MMSZ18VCW	18VZ	17.10	18	18.90	5	45	1	212	0.045	12.6
MMSZ20VCW	20VZ	19.00	20	21.00	5	55	1	212	0.045	14.0
MMSZ22VCW	22VZ	20.90	22	23.10	5	55	1	235	0.045	15.4
MMSZ24VCW	24VZ	22.80	24	25.20	5	70	1	235	0.045	16.8
MMSZ27VCW	27VZ	25.65	27	28.35	2	80	0.5	282	0.045	18.9
MMSZ30VCW	30VZ	28.50	30	31.50	2	80	0.5	282	0.045	21.0
MMSZ33VCW	33VZ	31.35	33	34.65	2	80	0.5	306	0.045	23.0
MMSZ36VCW	36VZ	34.20	36	37.80	2	90	0.5	329	0.045	25.2
MMSZ39VCW	39VZ	37.05	39	40.95	2	130	0.5	329	0.045	27.3
MMSZ43VCW	43VZ	40.85	43	45.15	2	150	0.5	353	0.045	30.1
MMSZ47VCW	47VZ	44.65	47	49.35	2	170	0.5	353	0.045	33.0
MMSZ51VCW	51VZ	48.45	51	53.55	2	180	0.5	376	0.045	35.7
MMSZ56VCW	56VZ	53.20	56	58.80	2	200	0.5	400	0.045	39.2
MMSZ62VCW	62VZ	58.90	62	65.10	2	215	0.5	423	0.045	43.4
MMSZ68VCW	68VZ	64.60	68	71.40	2	240	0.5	447	0.045	47.6
MMSZ75VCW	75VZ	71.25	75	78.75	2	255	0.5	470	0.045	52.5

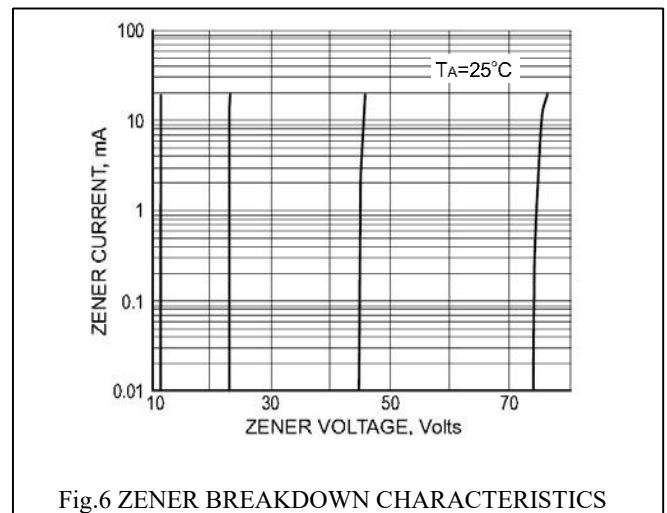
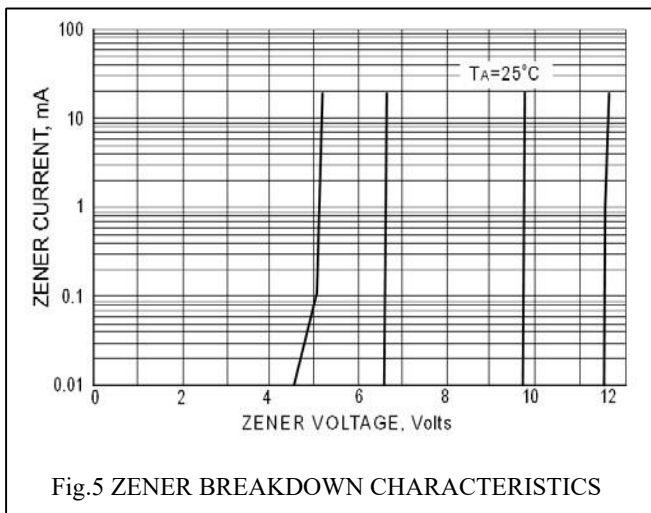
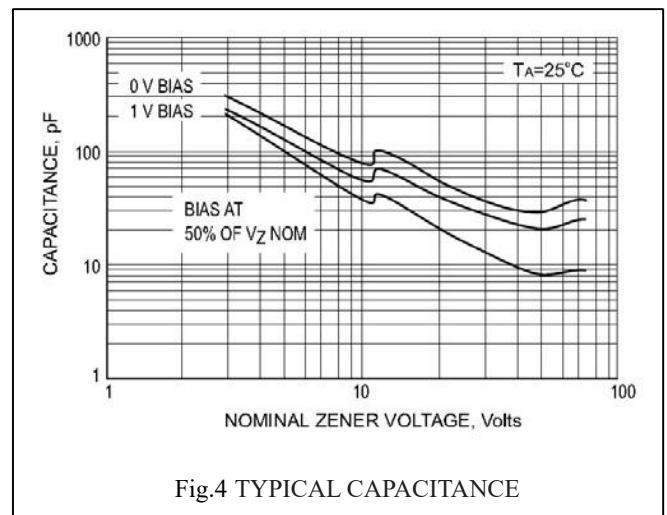
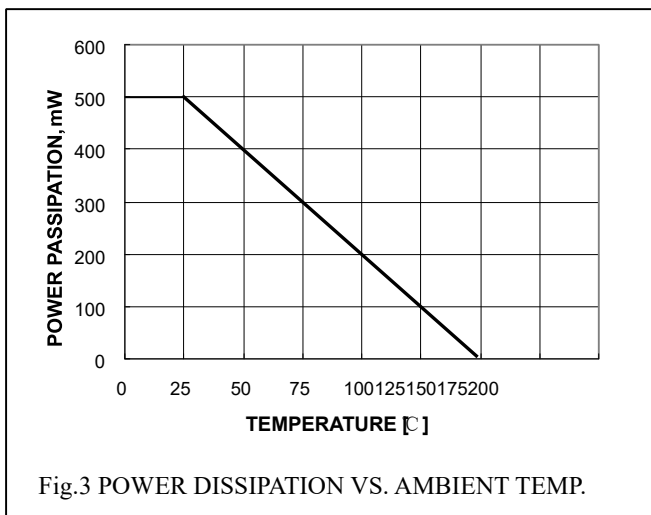
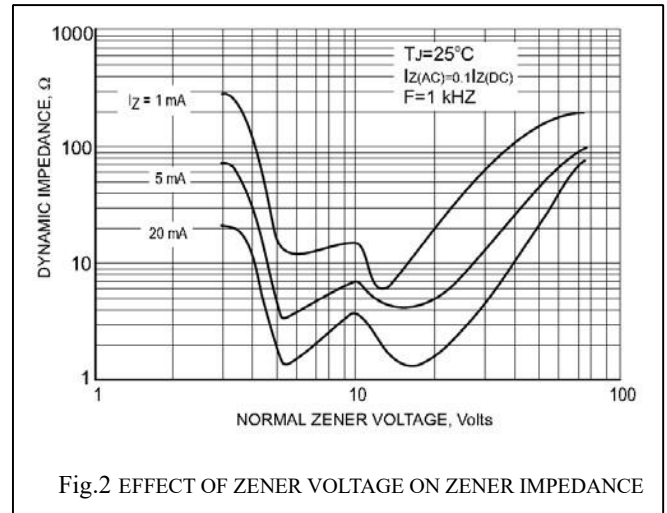
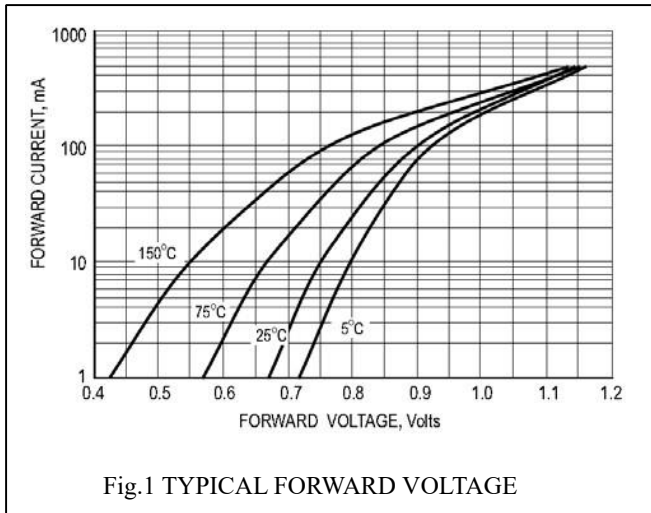
V_F Forward Voltage = 900mV Maximum @ I_F = 10 mA for all types

Notes:

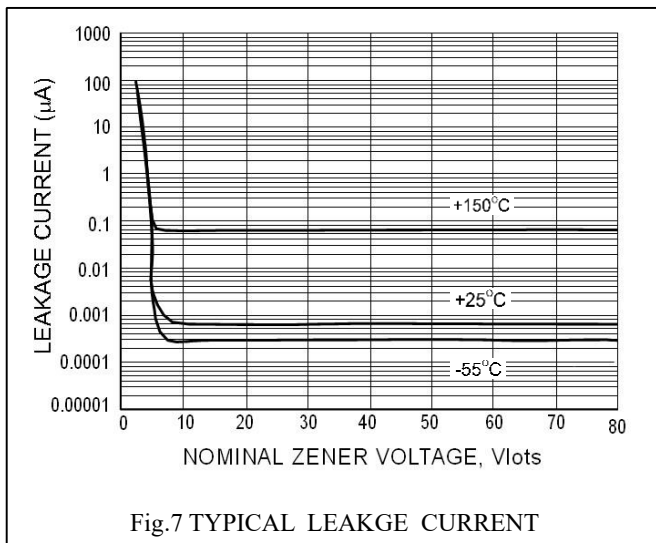
1. The Zener Voltage (V_Z) is tested under pulse condition of 10mS.
2. The device numbers listed have a standard tolerance on the nominal zener voltage of ±5%.
3. For detailed information on price, availability and delivery of nominal zener voltages between the voltages shown and tighter voltage tolerances, contact your nearest Doeshare representative.
4. The zener impedance is derived from the 60-cycle ac voltage, which results when an ac current having an rms value equal to 10% of the dc zener current (I_{ZT} or I_{ZK}) is superimposed to I_{ZT} or I_{ZK}.

MMSZ2V0CW through MMSZ75VCW

RATING AND CHARACTERISTIC CURVES:

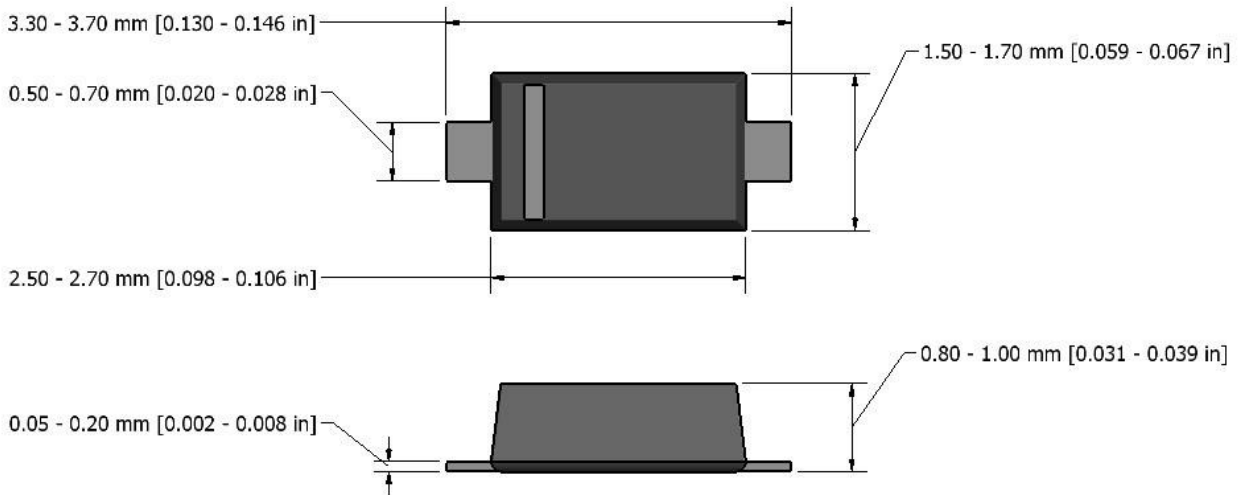


MMSZ2V0CW through MMSZ75VCW



Flat Lead SOD-123 Package Outline

SOD-123 Package Outline



Note: Dimensions are exclusive of Burrs, Mold Flash & Tie Bar extrusions.

MMSZ2V0CW through MMSZ75VCW

Important Notice and Disclaimer

DOESHARE has used reasonable care in preparing the information included in this document, but DOESHARE does not warrant that such information is error free. DOESHARE assumes no liability whatsoever for any damages incurred by you resulting from errors in or omissions from the information included herein.

DOESHARE no warranty, representation or guarantee regarding the documents, circuits and products specification, DOESHARE reservation rights to make changes for any documents, products, circuits and specifications at any time without notice.

Purchasers are solely responsible for the choice, selection and use of the DOESHARE products and services described herein, and DOESHARE assumes no liability whatsoever relating to the choice, selection or use of the products and services described herein.

No license, express or implied, by implication or otherwise under any intellectual property rights of DOESHARE.

Resale of DOESHARE products with provisions different from the statements and/or technical features set forth in this document shall immediately void any warranty granted by DOESHARE for the DOESHARE product or service described herein and shall not create or extend in any manner whatsoever, any liability of DOESHARE.