



Description

BDH8244 Hall-effect switch integrated circuits for high temperature operating based on Hall-effect principle, apply the semiconductor monolithic technology, which includes a voltage regulator, Hall voltage generator, differential amplifier, Schmitt trigger and an open-collector output on a single silicon chip.

ICs can convert the input magnetic field signal into digital voltage output.

Features

- Small size
- High Sensitivity
- Quick Response
- Good Temperature Performance
- High Accuracy
- Excellent Reliability

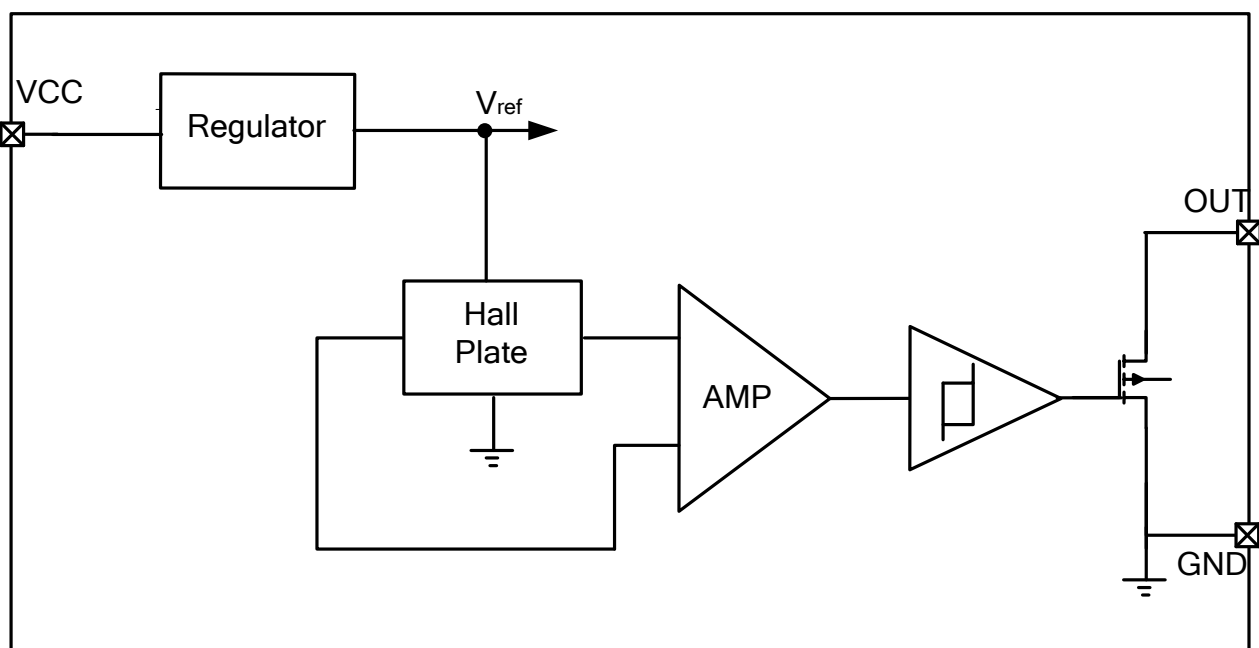
Application

- Non-contact Switch
- Brake ICs
- Position control
- Revolution detection
- Safe alarm device
- Textile control system

Order Information

Part No.	Operating Temp.	Vcc	IO(MAX.)	Package	Note
BDH8244	-40~125°C	4.5-24V	25mA	TO-92S/SOT23-3	1K/3K

Functional Block Diagram

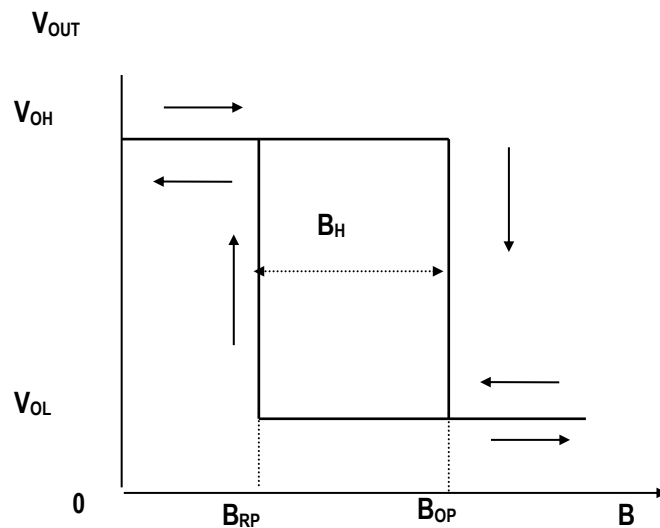




Absolute Maximum Ratings

Parameter	Symbol	Min	Typ	Max	Unit
Supply Voltage	V _{CC}	4.5	-	24	V
Output Current	I _O		25		mA
Operating Temperature Range	T _A	-40		125	°C
Storage Temperature Range	T _S	-65		150	°C

Magnetic-electrical transfer characteristics



Electrical Characteristics T_A=25°C

Parameter	Test Condition	Symbol	Value			Unit
			Min	Typ	Max	
Supply Voltage	V _{CC} =24V	V _{CC}	4.5	-	24	V
Output Low Voltage	V _{CC} =24V I _O =25mA, B ≥ B _{OP}	V _{OL}	-	175	400	mV
Output Leakage Current	V _O =24V, B<B _{RP}	I _{OH}	-	<0.5	10	μ A
Supply Current	V _{CC} =24V V _O open- collector output	I _{CC}	-	3.5	8	mA
Output Rise time	V _{CC} =12V R _L =820 Ω C _L =20pF	t _r	-	0.2	-	μ S
Output Fall time		t _f	-	0.18	-	μ S



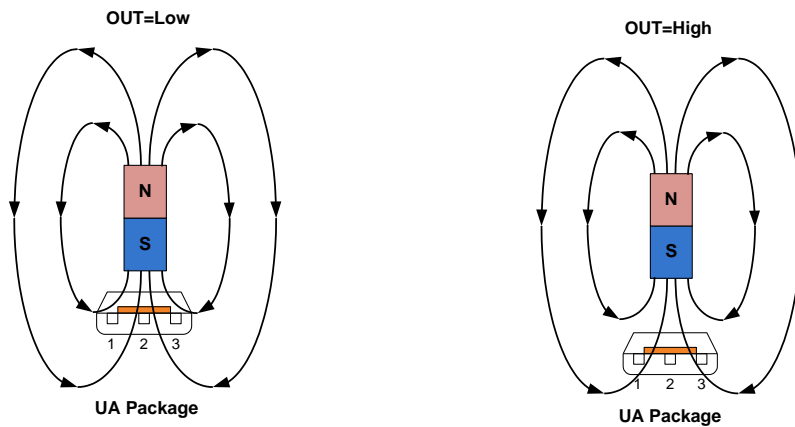
Magnetic Characteristics (Unit: mT)

Parameter	symbol	Value			Unit
		Min	Typ	Max	
Operate Point	B _{OP}	-	15	22	mT
Release Point	B _{RP}	2	11	-	mT
Hysteresis	B _{hys}	-	4	-	mT

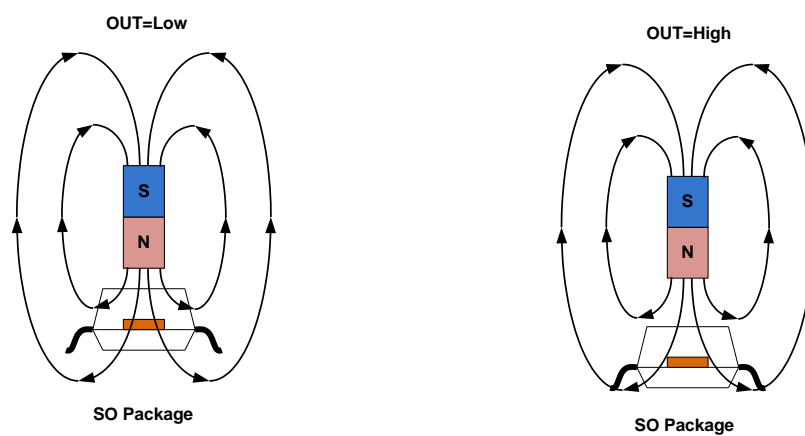
Field Direction Definition

A positive magnetic field is defined as a south pole near the marked side of the package.

TO-92S Package



SOT23-3 Package



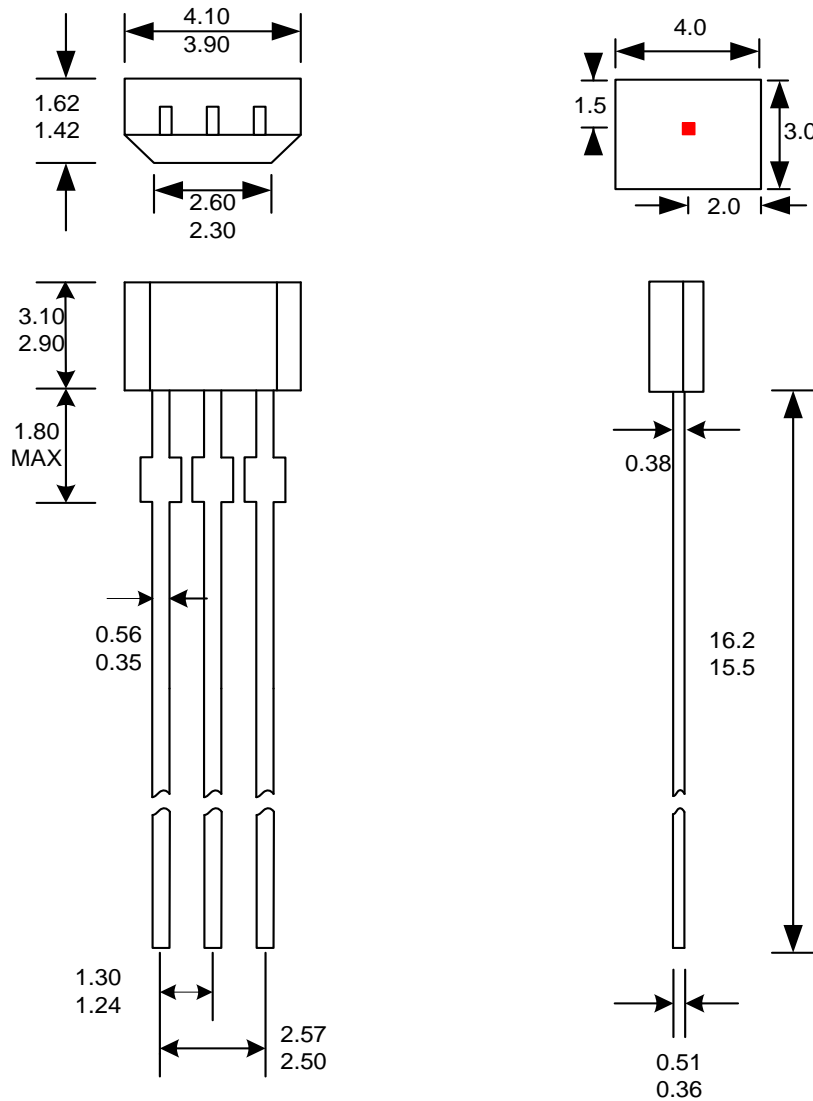


Package Dimensions

Package Designator (TO-92S)

3-Terminal
UA Package

Dimension:mm



Notes:

1. Exact body and lead configuration at vendor's option within limits shown.
2. Height does not include mold gate flash.

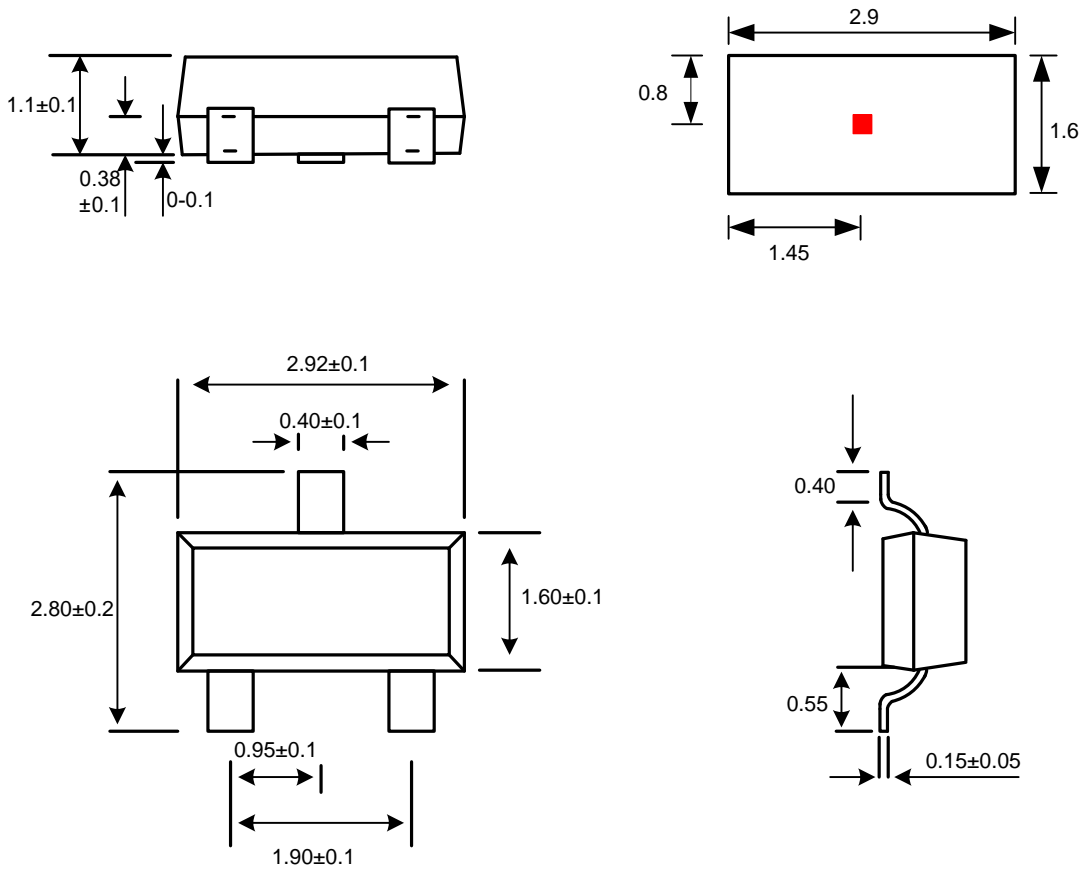
Where no tolerance is specified, dimension is nominal.



Package Designator (SOT23-3)

3-Terminal
SO Package

Dimension:mm



Notes:

1. Exact body and lead configuration at vendor's option within limits shown.
2. Height does not include mold gate flash.

Where no tolerance is specified, dimension is nominal.



IMPORTANT NOTICE

Shenzhen Bardeen Microelectronics(BDM) CO.,LTD reserves the right to make corrections, modifications, enhancements, improvements, and other changes to its products and to discontinue any product without notice at any time.

BDM cannot assume responsibility for use of any circuitry other than circuitry entirely embodied in a BDM product. No circuit patent licenses are implied.

Shenzhen Bardeen Microelectronics(BDM) CO.,LTD.

1011,block B, building 6, International innovation Valley, Dashi 1 st Road, Xili Street, Nanshan District ,ShenZhen

Tel: 86-755-23505821

<http://www.bdasic.com>