

BAT54WT

Schottky Barrier Diode

Features

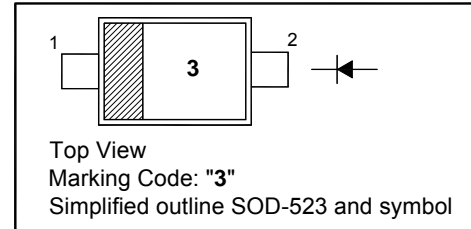
- Low forward voltage

Applications

- Ultrahigh-speed switching
- Voltage clamping
- Protection circuits

PINNING

PIN	DESCRIPTION
1	Cathode
2	Anode



Absolute Maximum Ratings ($T_a = 25^\circ\text{C}$)

Parameter	Symbol	Value	Unit
Reverse Voltage	V_R	30	V
Forward Current	I_F	200	mA
Repetitive Peak Forward Current	I_{FRM}	300	mA
Peak Forward Surge Current ($t_p = 10$ ms)	I_{FSM}	600	mA
Power Dissipation	P_D	200	mW
Junction Temperature	T_J	125	$^\circ\text{C}$
Storage Temperature Range	T_{stg}	- 65 to + 150	$^\circ\text{C}$

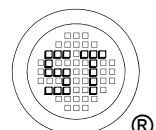
Thermal Characteristics

Parameter	Symbol	Max.	Unit
Thermal Resistance from Junction to Ambient ¹⁾	$R_{\theta JA}$	500	$^\circ\text{C}/\text{W}$

¹⁾ Device mounted on FR-4 substrate PC board, 2oz copper, with minimum recommended pad layout.

Characteristics at $T_a = 25^\circ\text{C}$

Parameter	Symbol	Min.	Max.	Unit
Reverse Breakdown Voltage at $I_R = 10 \mu\text{A}$	$V_{(BR)R}$	30	-	V
Forward Voltage at $I_F = 0.1$ mA at $I_F = 1$ mA at $I_F = 10$ mA at $I_F = 30$ mA at $I_F = 100$ mA	V_F	- - - - -	240 320 400 500 800	mV
Reverse Current at $V_R = 25$ V	I_R	-	2	μA
Total Capacitance at $V_R = 1$ V, $f = 1$ MHz	C_T	-	10	pF
Reverse Recovery Time at $I_F = 10$ mA, $V_R = 6$ V, $R_L = 100 \Omega$, $I_{rr} = 0.1 \times I_R$	t_{rr}	-	6	ns



BAT54WT

Electrical Characteristic Curves

Fig 1. Reverse Characteristic Curve

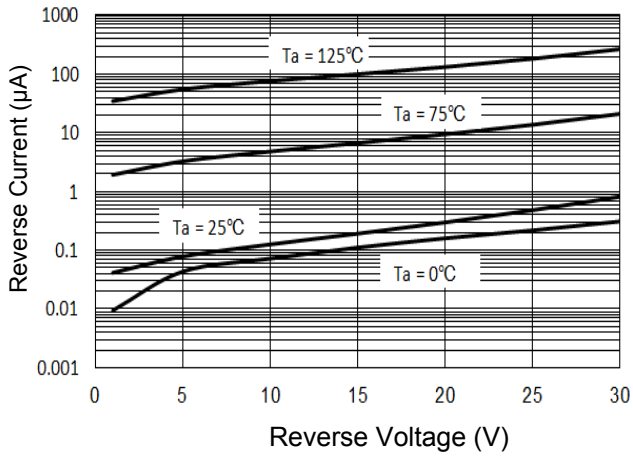


Fig 2. Forward Characteristic Curve

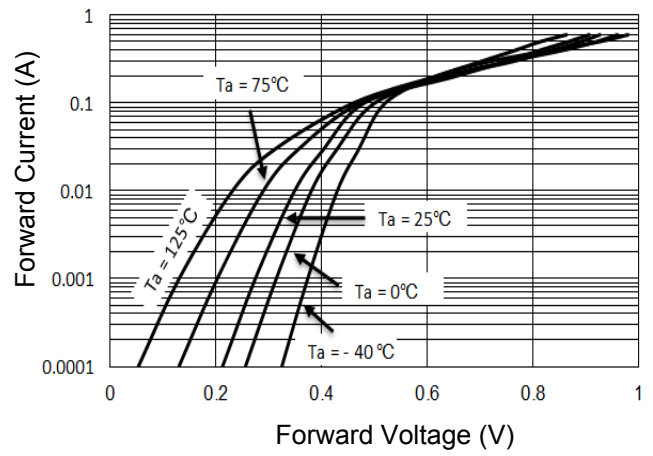


Fig 3. Junction Capacitance

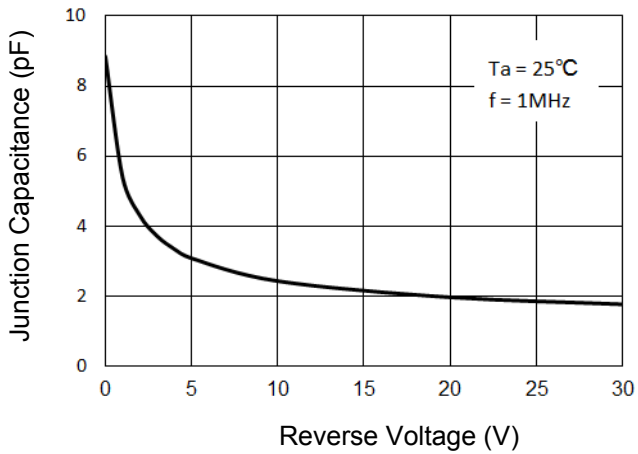
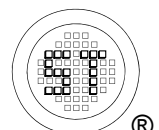
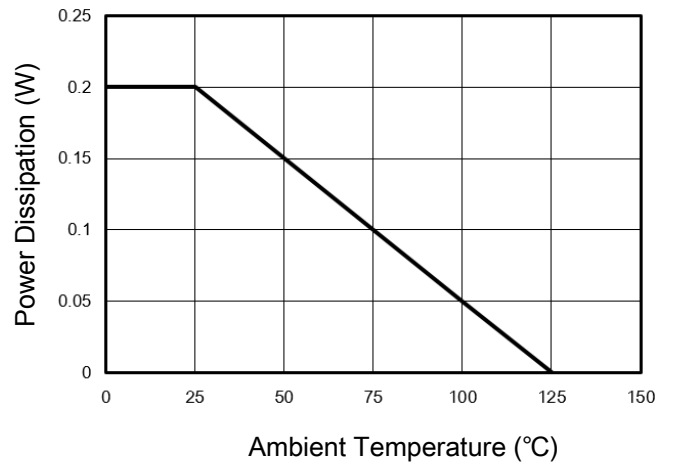


Fig 4. Power Derating Curve

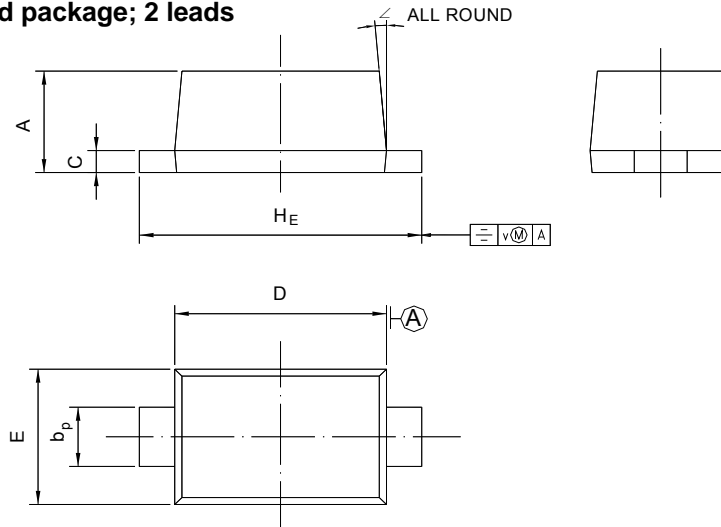


BAT54WT

PACKAGE OUTLINE

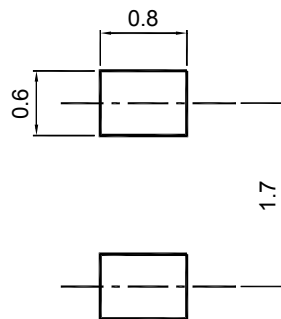
Plastic surface mounted package; 2 leads

SOD-523



UNIT	A	b _p	C	D	E	H _E	V	∠
mm	0.70 0.60	0.4 0.3	0.135 0.100	1.25 1.15	0.85 0.75	1.7 1.5	0.1	5°

Recommended Soldering Footprint



Packing information

Package	Tape Width (mm)	Pitch		Reel Size		Per Reel Packing Quantity
		mm	inch	mm	inch	
SOD-523	8	4 ± 0.1	0.157 ± 0.004	178	7	4,000

Marking information

" 3 " = Part No.
 " III " = Cathode line
 Font type: Arial

