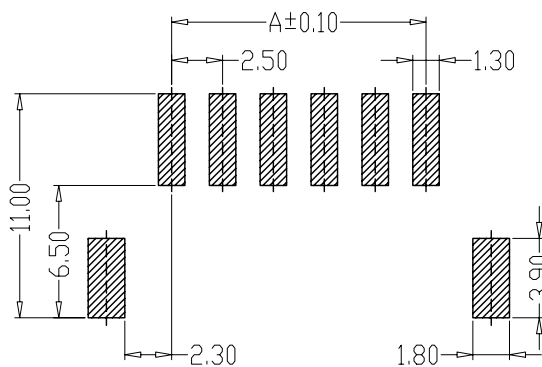
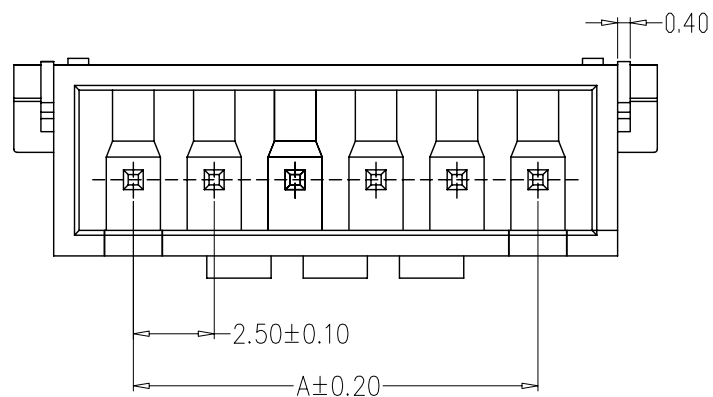
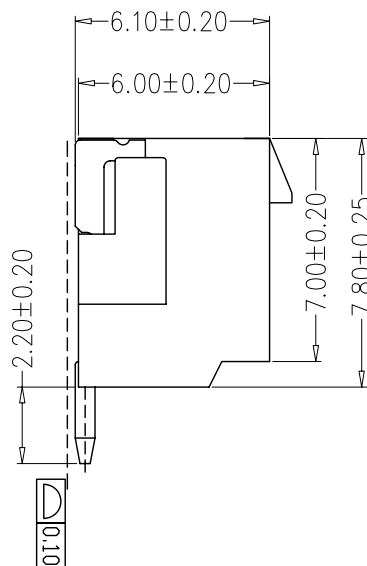
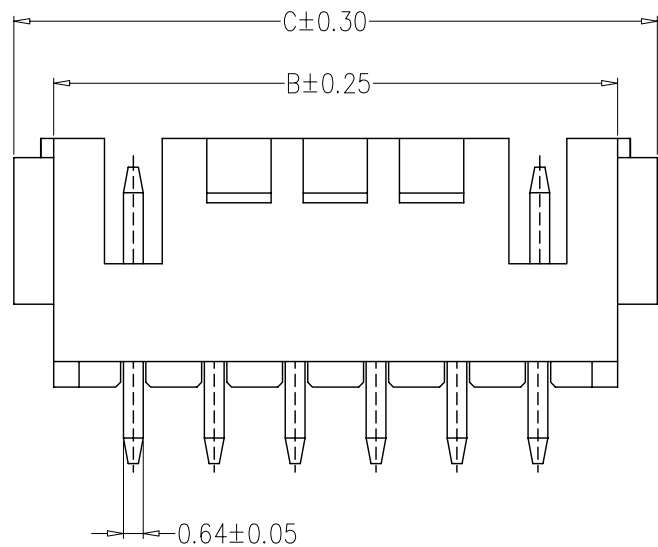


环保物料

TEL: 0769-82001899



PCB LAYOUT

SPECIFICATIONS

- 1、Current Rating: 3A AC, DC
- 2、Voltage Rating: 250V AC, DC
- 3、Temperatuer Range:  $-25^{\circ}\text{C} \sim +85^{\circ}\text{C}$
- 4、Contact Resistance:  $20\text{m}\Omega$  Max
- 5、Insulation Resistance:  $1000\text{M}\Omega$  Min
- 6、Withstanding Voltang:  $1000\text{V AC/minute}$
- 7、Material: Wafer PA6T, UL94V-0  
PIN Brass Tin-plated  
Solder tad Brass Tin-plated

编号	尺寸 (mm)		
	A	B	C
02	2.50	7.50	10.00
03	5.00	10.00	12.50
04	7.50	12.50	15.00
05	10.00	15.00	17.50
06	12.50	17.50	20.00
07	15.00	20.00	22.50
08	17.50	22.50	25.00
09	20.00	25.00	27.50
10	22.50	27.50	30.00
11	25.00	30.00	32.50
12	27.50	32.50	35.00
20	47.50	52.50	55.00

TOLERANCE UNLESS OTHERWISE

TOLERANCE :  
 $.000 \pm 0.08$   
 $.00 \pm 0.13$   
 $.0 \pm 0.25$

DRAWN CK tan

CHKD

APPD

VIEW

**XFCN** 兴飞连接器有限公司  
 XFCN CONNECTORS CO.,LTD.

PRODUCT NAME 2.50mm Crimp Style Connectors

PART. NO. M2501RSF-xxP

SHEET 1/1

DATE 2020.04.12

UNITS mm

SCALE 1:1

DWG NO. 009

AO

VER

MODIFICATION

DRAW

DATE