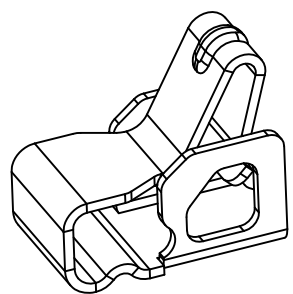


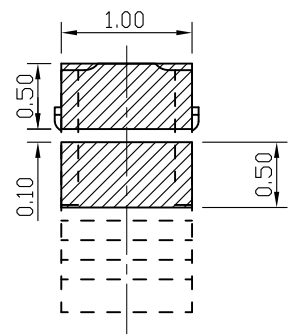
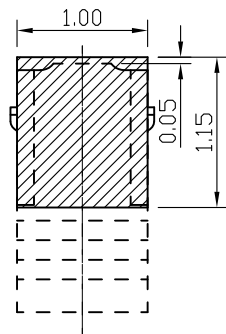
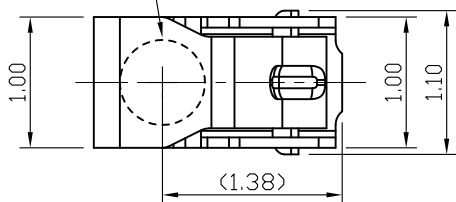


Rev.	ECN Number	Description	Date	Drawn	Checkd	Approved
A	ECN171134	NEW RELEASE	11/15/17	ENFP	PENG	TAN

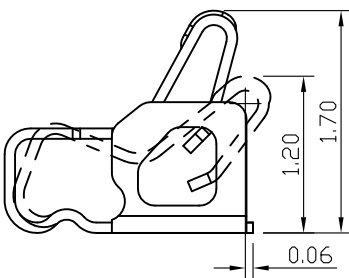
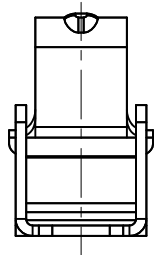
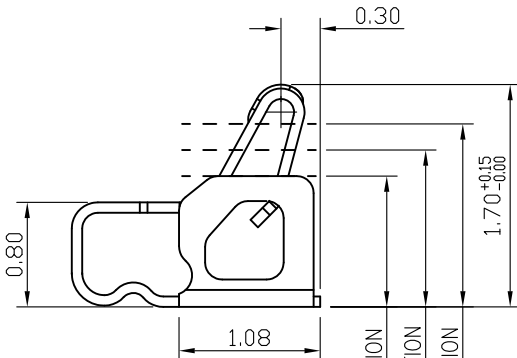
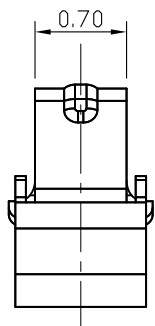


3D VIEW

ø0.60 PICK& PLACE AREA

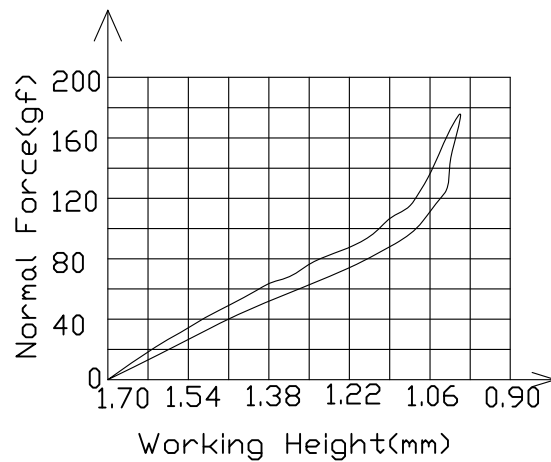
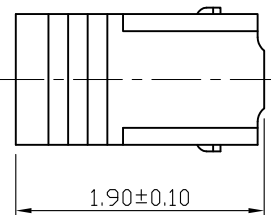


RECOMMENDED PCB LAYOUT TOLERANCE ±0.05MM  
 RECOMMENDED METAL MASK TOLERANCE ±0.05MM




state at working height 1.2mm

1.00MAX WORKONG POSITION  
 1.20WORKING POSITION  
 1.40MIN WORKONG POSITION



- NOTES:
- MATERIAL:  
1-1: SUS 301H,T=0.08mm.
  - FINISH:  
2-1.: 3u" MIN. Au PLATING ON CONTACT AREA, GOLD FLASH ON SOLDER AREA, 50u"Min NICKEL UNDERPLATING OVER ALL.  
2-2.: DIMENSIONS WITHOUT TOLERANCE PLEASE REFER TO TOLERANCE TABLE ,STRUCTURE WITHOUT DIMENSIONS PLEASE REFER TO 3D DRAWING.  
2-3.: DIMENSIONS OF PCB PAD AND STENCIL ARE FOR REFERENCE ONLY, CUSTOMERS CAN MODIFY IT BY THEIR OWN.
  - SPECIFICATIONS:  
3-1.RATING CURRENT: 2A.  
3-2.RATING VOITGE: 10V  
3-1.CONTACT RESISTANCE:50mΩ MAX.  
3-2.OPERATING TEMPERATURE: -40°C~+85°C.
  - DURABILITY: 1500 CYCLES.
  - Salt spray time:24H.
  - PACKING SPECIFICATION:REEL&TAPE



GENERAL TOLERANCE	
XX. ±0.50	XX.° ±3.0°
X. ±0.25	X.° ±2.0°
.X ±0.15	.X° ±1.0°
.XX ±0.10	

SCALE: 1:1  
 UNIT: mm  
 SIZE: A4

DRAWN ENFP  
 CHECK  
 APPROVE

DATE 11/15/17  
 DATE  
 DATE  
 DWG. NO. 600-11377-01  
 PARTS NO.(INTENDED USE) 818011377

TITLE  
**Customer Drawing**  
 天线弹片,L1.9\*W1.0\*H1.7

REV. A  
 SHEET 1/1