Http://www.usakro.com

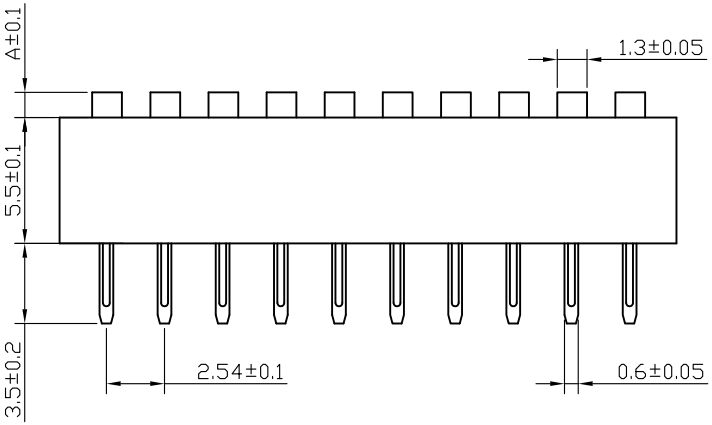

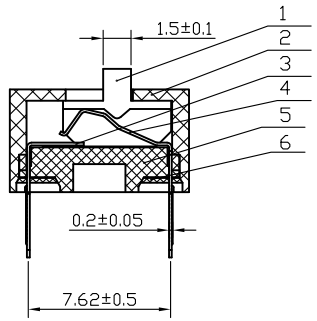

高推柄 High handle

DS-xx-x

PIN數選項(N)

Color
Red: Blank
Blue: B

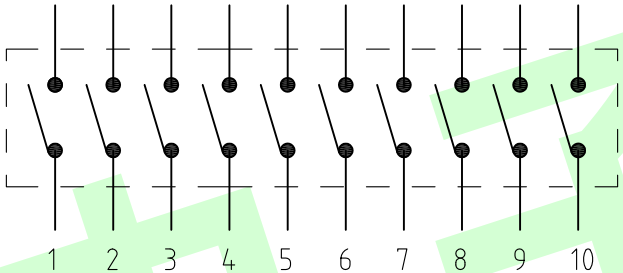

电路图

PART NO.	A	B
DS-01-x	3.54	
DS-02-x	6.64	2.54
DS-03-x	9.18	5.08
DS-04-x	11.72	7.62
DS-05-x	14.26	10.16
DS-06-x	16.80	12.70
DS-07-x	19.34	15.24
DS-08-x	21.88	17.78
DS-09-x	24.42	20.32
DS-10-x	26.96	22.86
DS-11-x	29.50	25.40
DS-12-x	32.04	27.94

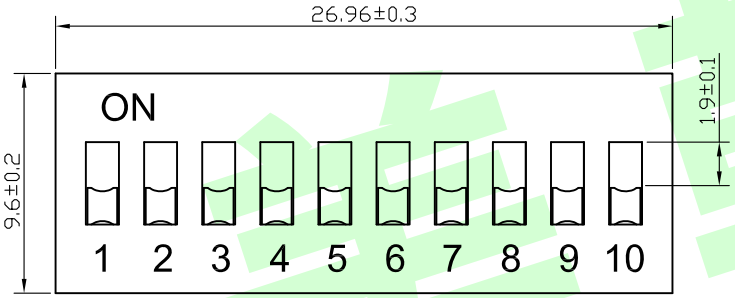

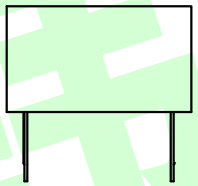

平推柄 Short handle

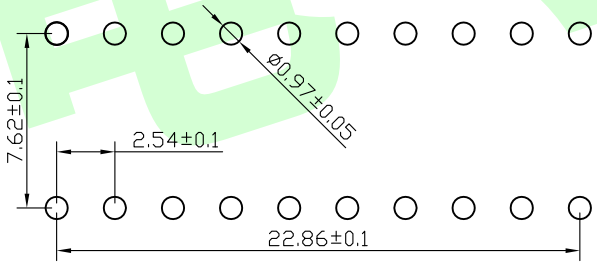

PCB开孔

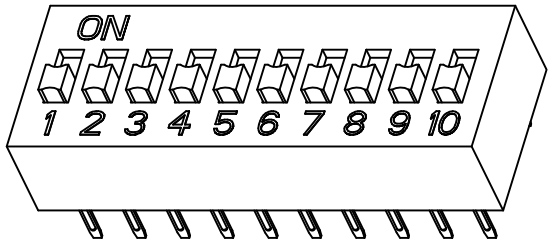

开关特性：

1、开关容量：切换时：25mA@24VDC
非切换时：100mA@50VDC
2、接触电阻：初始值50MΩ max寿命终值100MΩ max
3、绝缘电阻：100MΩ@500VDC
4、绝缘强度：500VAC 50Hz /1min
5、极间电容：<5pf,1MHz /1min
6、操作力度：1000gf Max
7、电气寿命：2000次 <100MΩ 20次/min，25mA 24VDC
8、适用温度：-20°C to 85°C（无结冰）
9、焊接要求：
手工焊接：320°C 不超过2秒（30瓦烙铁max.）
波峰焊：260°C 不超过5秒，在焊接和清洁过程中开关处于断开状态
10、开关出厂处于断开状态

序号	名称	材质	数量	备注
7				
6	灌封胶	环氧树脂	1	
5	开关座	PBT UL94-V0	1	黑色
4	动簧片	磷铜镀金或半锡金	4	
3	静簧片	磷铜镀金或半锡金	4	
2	开关盖	PBT UL94-V0	1	红色或蓝色或黑色
1	拨动柄	PBT UL94-V0	4	白色

Dongguan Usakro Electronic Technology Co., Ltd.

			angle	±2°	design		date		name	DS-10-B
			10~30	±0.30	Review		date			
			5~10	±0.20	Approved		date		name	
			~ 5	±0.10	Drawing number:					
modify	Review	Approved	Tolerance not specified		Proportion	1:1	unit	mm	gape number	A4