

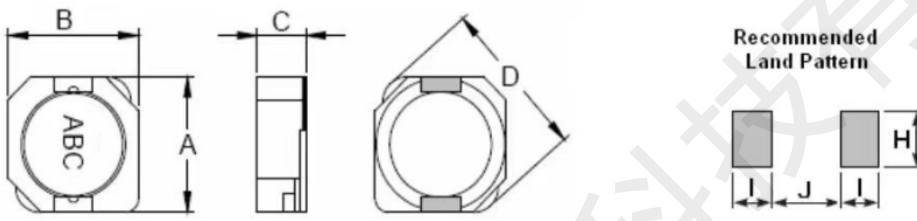
## 1.Features

- ①. High performance (Isat) realize by metal dust core.
- ②. Low profile: Thickness max.2.0~5.0mm.
- ③. Low loss and low resistance.
- ④. Capable of corresponding high frequency 1MHz~5MHz.
- ⑤ Ultra low buzz noise, due to composite construction.
- ⑥. The products contain no lead and also support lead-free soldering.

## 2.Applications area

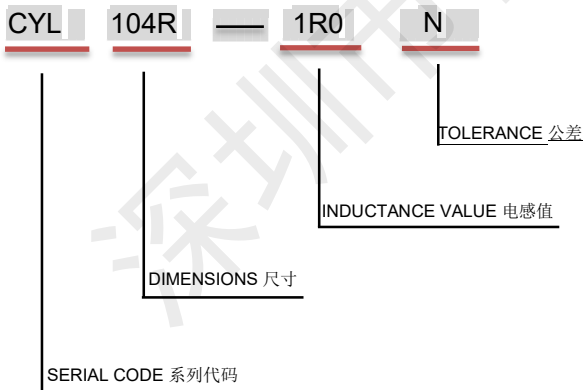
Ideally used in NB/Desktop/server/Graphic card, LCD TV/Projector, etc as DC-DC Converter.

## 3. Externl Dimensions (unit: mm)



UNIT: mm  
 A:10.6(Max)  
 B:10.5(Max)  
 C:4.0(Max)  
 I:1.25  
 J:7.6  
 H:3.0

## 4. Product Code



| Code 代码 | Tolerance 公差 |
|---------|--------------|
| J       | ±5%          |
| K       | ±10%         |
| L       | ±15%         |
| M       | ±20%         |
| P       | ±25%         |
| N       | ±30%         |

- 电感值Inductance Value  
 (1R0:1.0uH; 100: 10uH; 101:100uH)



深圳市首韩科技有限公司

SHENZHEN SHOUHAN TECHNOLOGY CO., LTD

Tel: 0755-27597601 Fax: 0755-27597491

承认书  
SPECIFICATION FOR APPROVAL

商品编码 Part Code: C7431092

产品名称 Project: 贴片电感

规格型号 Part No: CYL104R-1.0UH

贵公司承认印 Approval signatures

| 料号/Part No. | 签章/Signatures |
|-------------|---------------|
|             |               |

日期 Date:

|             |     |  |
|-------------|-----|--|
| 拟制/Drawn    | 李春风 |  |
| 审核/Check    | 钟华华 |  |
| 批准/Approved | 罗孝金 |  |



## 5. Electrical Characteristics

### CYL104R type

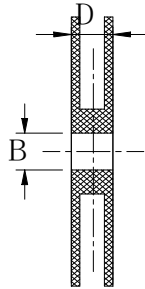
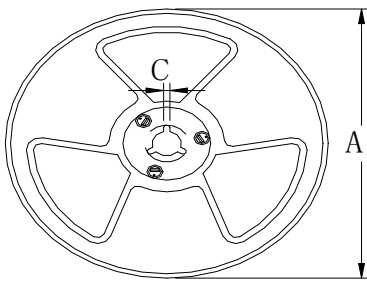
| PART No.     | NOMINAL<br>INDUCTANCE<br>( $\mu$ H) | Test Freq. (kHz/v) | DCR<br>( $\Omega$ )MAX | IDC<br>(A)MAX |
|--------------|-------------------------------------|--------------------|------------------------|---------------|
| CYL104R-1R0N | 1.0                                 | 100/0.25           | 12.00m                 | 6.35          |
| CYL104R-2R2N | 2.2                                 | 100/0.25           | 17.00m                 | 6.10          |
| CYL104R-3R3N | 3.3                                 | 100/0.25           | 22.00m                 | 5.80          |
| CYL104R-3R9N | 3.9                                 | 100/0.25           | 26.00m                 | 5.05          |
| CYL104R-4R7N | 4.7                                 | 100/0.25           | 34.00m                 | 4.70          |
| CYL104R-5R6N | 5.6                                 | 100/0.25           | 33.00m                 | 3.80          |
| CYL104R-6R8N | 6.8                                 | 100/0.25           | 35.00m                 | 3.75          |
| CYL104R-8R2N | 8.2                                 | 100/0.25           | 38.00m                 | 3.60          |
| CYL104R-100M | 10                                  | 100/0.25           | 40.00m                 | 3.50          |
| CYL104R-150M | 15                                  | 100/0.25           | 55.00m                 | 2.90          |
| CYL104R-220M | 22                                  | 100/0.25           | 73.00m                 | 2.50          |
| CYL104R-330M | 33                                  | 100/0.25           | 93.00m                 | 2.00          |
| CYL104R-470M | 47                                  | 100/0.25           | 128.00m                | 1.80          |
| CYL104R-560M | 56                                  | 100/0.25           | 213.00m                | 1.62          |
| CYL104R-680M | 68                                  | 100/0.25           | 304.00m                | 1.50          |
| CYL104R-820M | 82                                  | 100/0.25           | 338.00m                | 1.42          |
| CYL104R-101M | 100                                 | 100/0.25           | 340.00m                | 1.35          |
| CYL104R-151M | 150                                 | 100/0.25           | 611.00m                | 1.05          |
| CYL104R-221M | 220                                 | 100/0.25           | 939.00m                | 900m          |
| CYL104R-271M | 270                                 | 100/0.25           | 1.17                   | 720m          |
| CYL104R-331M | 330                                 | 100/0.25           | 1.30                   | 530m          |
| CYL104R-391M | 390                                 | 100/0.25           | 1.56                   | 450m          |
| CYL104R-471M | 470                                 | 100/0.25           | 1.76                   | 405m          |
| CYL104R-681K | 680                                 | 100/0.25           | 1.83                   | 300m          |
| CYL104R-102K | 1000                                | 100/0.25           | 5.5                    | 100m          |

• Notes

1. All test data is referenced to 25 °C ambient
2. Operating temperature range - 55 °C to + 125 °C
3. Irms (A):DC current (A) that will cause an approximate  $\Delta T$  of 40 °C(reference ambient temperature is 25 °C)
4. Isat(A):DC current (A) that will cause L0 to drop approximately 30 %
5. The part temperature (ambient + temp rise) should not exceed 125 °C under worst case operating conditions.  
Circuit design, component placement, PWB trace size and thickness, airflow and other cooling provisions all affect the part temperature. Part temperature should be verified in the end application.
6. Absolute maximum voltage 30VDC

6. Minimum Packaging and storage

• 包装 Packing

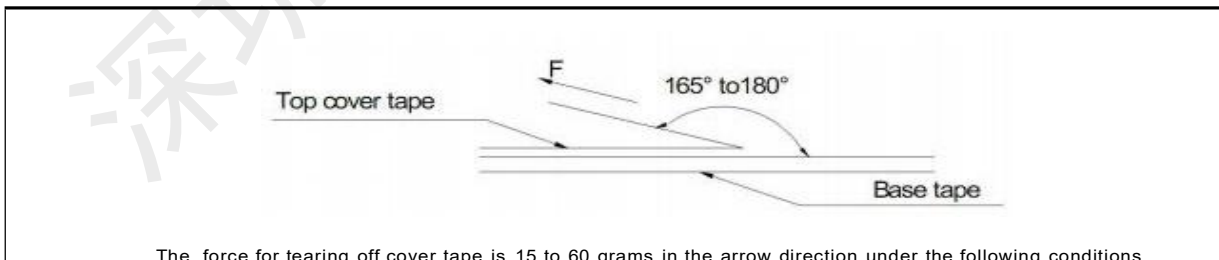


| 规格<br>尺寸 | 13"                | 7"                 |
|----------|--------------------|--------------------|
| A        | $\Phi 330 \pm 2.0$ | $\Phi 178 \pm 2.0$ |
| B        | $\Phi 90 \pm 2.0$  |                    |
| C        | 2.3                |                    |
| D        | 21.5               | 1000/盘             |

• Tape Carrier Packaging:

| Type   | Standard Quantity (pcs/reel) | Type   | Standard Quantity (pcs/reel) |
|--------|------------------------------|--------|------------------------------|
| CYL103 | 1000                         | CYL105 | 800                          |
| CYL104 | 1000                         |        |                              |
|        |                              |        |                              |
|        |                              |        |                              |

• Tearing Off Force



The force for tearing off cover tape is 15 to 60 grams in the arrow direction under the following conditions

| Room Temp. ( )°C | Room Humidity (%) | Room atm (hPa) | Tearing Speed mm/min |
|------------------|-------------------|----------------|----------------------|
| 5~35             | 45~85             | 860~1060       | 300                  |