RoHS

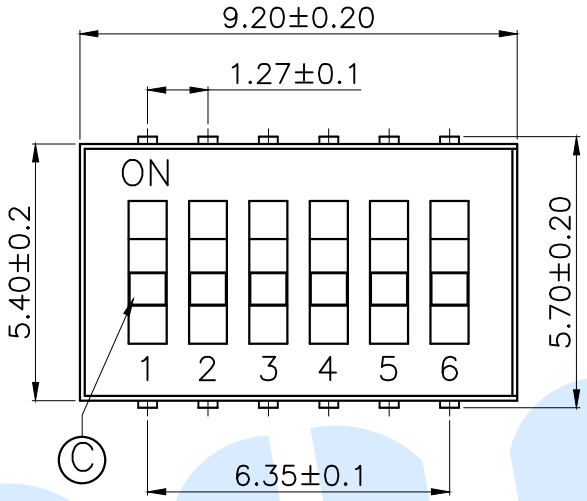

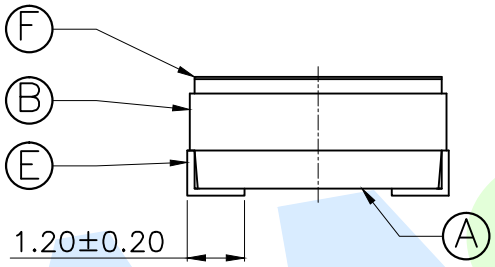

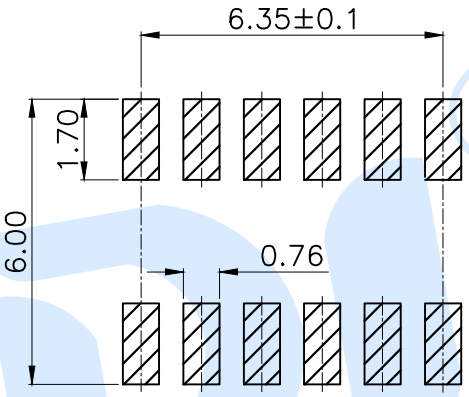

PCB Layout(Pattern Side)

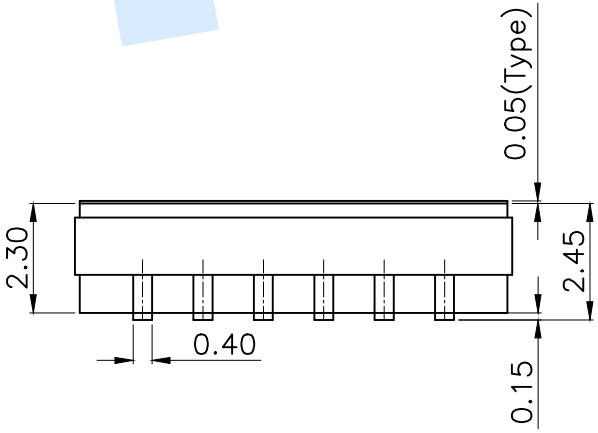

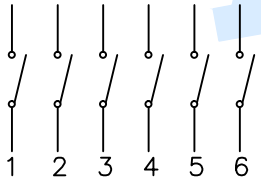

Circuit Diagram

NOTE:
1.Non-Switch Rating:100mA at 50V DC
2.Switching Rating:25mA at 24V DC
3.Insulation Resistance: ≥100MΩ
4.Withstand voltage:AC 500V 1Minute
5.Operating Force Range:1000gf Max
6.Mechanical Life:3,000 Cycles

NO.	Name	Number	Qty	Materil	Remarks
Ⓕ	Dust film		1	Polyimide tape	
Ⓔ	Terminal		12	Phosphor bronze	Gold plating
Ⓓ	Contact spring		6	Phosphor bronze	Gold plating
Ⓒ	Handle		6	PA9T	White
Ⓑ	Cover		1	PPS	Black
Ⓐ	Base		1	PPS	Black

Yuandi Electronics Co,Ltd

angle	±2°	design	date	name	DIP SWITCH
10~30	±0.30	Review	date		
5~10	±0.20	Approved	date	model	TU-06
~ 5	±0.10	Drawing number:			
modify / Review / Approved	Tolerance not specified	Proportion 1:1	unit mm	gape number	A4