

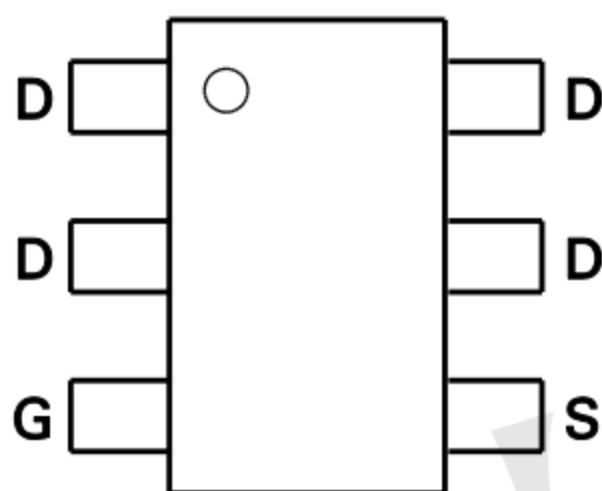
Product Summary

- 100V/ 3A
 $R_{DS(ON)} = 87m\Omega (Typ) @ V_{GS} = -10V$
- Reliable and Rugged
- Lead Free and Green Devices Available (RoHS Compliant)

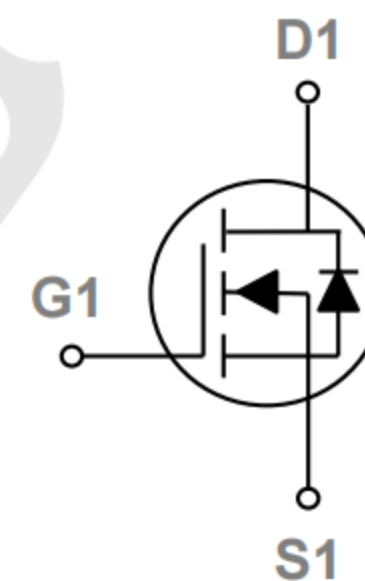
Application

- DC-DC Converters.
- Load Switch.
- Power Management.

Package and Pin Configuration



Circuit diagram



Marking:



Absolute Maximum Ratings ($T_A=25^{\circ}C$ unless otherwise noted)

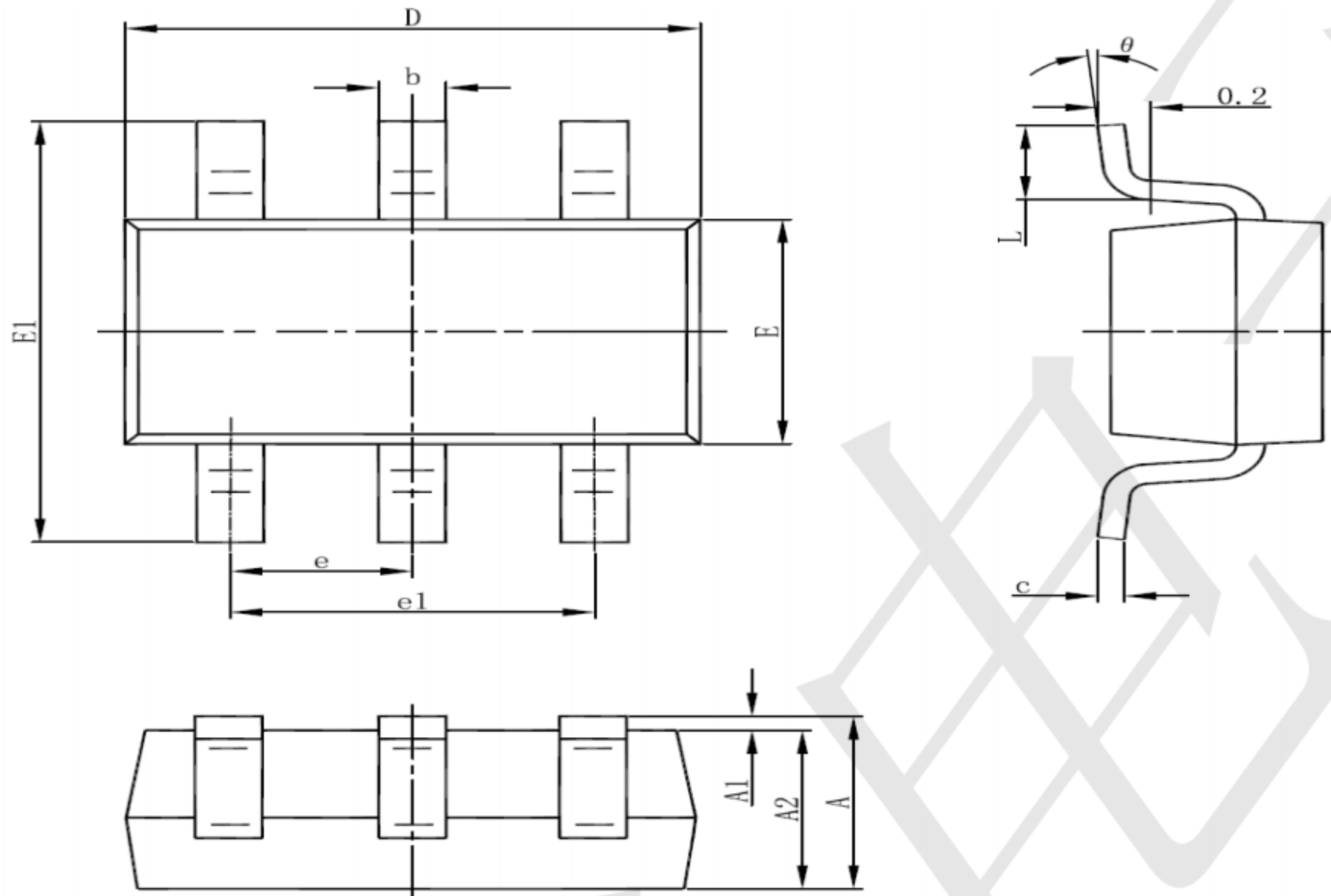
Parameter	Symbol	Value	Unit
Drain-Source Voltage	V_{DS}	100	V
Gate-Source Voltage	V_{GS}	± 20	V
Continuous Drain Current	I_D	3	A
Pulsed Drain Current (note 1)	I_{DM}	20	A
Power Dissipation	P_D	1.7	W
Thermal Resistance from Junction to Ambient (note 2)	$R_{\theta JA}$	106	$^{\circ}C/W$
Junction Temperature	T_J	150	$^{\circ}C$
Storage Temperature	T_{STG}	-55~+150	$^{\circ}C$

Electrical Characteristics ($T_A=25^\circ\text{C}$ unless otherwise noted)

Parameter	Symbol	Test conditions	Min	Typ	Max	Unit
Static Characteristics						
Drain-Source Breakdown Voltage	$V_{(BR)DSS}$	$V_{GS}=0V, I_D=250\mu A$	100			V
Gate-Threshold Voltage ^(Note3)	$V_{GS(th)}$	$V_{DS}=V_{GS}, I_D=250\mu A$	1.2		2.5	V
Gate-Body Leakage Current	I_{GSS}	$V_{GS}=\pm 20V, V_{DS}=0V$			± 100	nA
Zero Gate Voltage Drain Current	I_{DSS}	$V_{DS}=60V, V_{GS}=0V$			1	μA
Drain-Source On-Resistance ^(Note3)	$R_{DS(on)}$	$V_{GS}=10V, I_D=3A$		87	125	m Ω
Forward Transconductance ^(Note3)	g_{fs}	$V_{DS}=5V, I_D=2.8A$		11		S
Dynamic Characteristics^(Note4)						
Input Capacitance	C_{iss}			600		pF
Output Capacitance	C_{oss}	$V_{DS}=50V, V_{GS}=0V, f=1MHz$		60		
Reverse Transfer Capacitance	C_{rss}			25		
Switching Characteristics^(Note4)						
Total Gate Charge	Q_g			12		nC
Gate-Source Charge	Q_{gs}	$V_{DS}=48V, V_{GS}=10V, I_D=2.6A$		4.1		
Gate-Drain Charge	Q_{gd}			4.5		
Turn-on Delay Time	$t_{d(on)}$			5.0		ns
Turn-on Rise Time	t_r	$V_{DD}=50V, V_{GS}=10V, I_D=1A, R_G=6\Omega,$		2.6		
Turn-off Delay Time	$t_{d(off)}$			16.1		
Turn-off Fall Time	t_f			2.3		
Drain-Source Diode Characteristics						
Diode Forward Voltage ^(Note3)	V_{SD}	$V_{GS}=0V, I_s=1.5A$			1.2	V
Diode Forward Current ^(Note2)	I_s				1.5	A
Reverse Recovery Time	t_{rr}	$I_F=2.6A, di/dt=100A/\mu s$ ^(Note4)		35		nS
Reverse Recovery Charge	Q_{rr}			53		μC
Forward Turn-On Time	t_{on}	Intrinsic turn-on time is negligible (turn-on is dominated by LS+LD)				



SOT23-6 Package Information



Symbol	Dimensions In Millimeters		Dimensions In Inches	
	Min	Max	Min	Max
A	1.050	1.250	0.041	0.049
A1	0.000	0.100	0.000	0.004
A2	1.050	1.150	0.041	0.045
b	0.300	0.500	0.012	0.020
c	0.100	0.200	0.004	0.008
D	2.820	3.020	0.111	0.119
E	1.500	1.700	0.059	0.067
E1	2.650	2.950	0.104	0.116
e	0.950(BSC)		0.037(BSC)	
e1	1.800	2.000	0.071	0.079
L	0.300	0.600	0.012	0.024
theta	0°	8°	0°	8°